

EDITION  
**10**



**S & B Beschläge GmbH**  
Gießerei und Metallverarbeitung

---

## **LOCKS AND FITTINGS**

FOR SHIP AND YACHT BUILDERS



**MADE IN  
GERMANY**



**S & B Beschläge GmbH**  
**Gießerei und Metallverarbeitung**

Illingheimer Str. 10 · 59846 Sundern · Germany  
Phone +49 2393 2200-0 · [info@sub-beschlaege.de](mailto:info@sub-beschlaege.de)  
[www.sub-beschlaege.de](http://www.sub-beschlaege.de)

**1 INFORMATION**

Surface Treatments	014
Faceplates Versions	014
Door Directions	015

**2 LOCKS & ATTACHMENTS BRASS****MORTISE LOCKS BACKSET 30 MM**

Mortise yacht lock WC	016
Mortise yacht lock BB	017
Mortise yacht catch lock	018
Mortise yacht lock PC/PC	019
Mortise yacht lock PC/Knob	020
Mortise yacht dead lock BB	021
Mortise yacht rim lock with knob cylinder	022
Mortise yacht rim lock with round cylinder	023

**DOOR HANDLE SETS FOR YACHT LOCKS**

Door handle sets for series 106 WC	024
Door handle sets for series 106 BB	024
Door handle sets for series 106 Catch	025
Door handle sets for series 106 PC/PC	025
Door handle sets for rim lock 1183	026
Door handle sets for rim lock 1164/65	026
Door knob/knob set for catch lock 106	027

**STRIKING PLATES BRASS**

Striking plate for WC BB PC	028
Striking plate for catch lock 1063	029

**MORTISE LOCK BACKSET 40 MM**

Mortise lock WC 40 mm	030
Mortise lock BB 40 mm	031
Mortise lock PC 40 mm	032
Mortise catch lock long Version 40	033
Mortise catch lock short Version 40	034

**MORTISE LOCK BACKSET 50 MM**

Mortise lock WC 50 mm	035
Mortise lock PC 50 mm	036
Mortise lock Catch long 50 mm	037
Mortise lock Catch short 50 mm	038

**DOOR HANDLE SET FOR SERIES 104/105**

Door handle set WC	039
Door handle set BB	039
Door handle set PC	040
Door handle set Catch lock	040
Door handles with round rosets for 104/105	041

**STRIKING PLATES FOR SERIES 104/105**

Striking plate for series 104/105	042
Mortise lock DIN 81303 WC	043

**MORTISE CATCH BACKSET 55 MM**

Mortise lock DIN 81303 BB	044
Mortise lock DIN 81303 PC	045
Mortise catch lock backset 55 mm	046
Mortise catch lock small 55 mm	047
Mortise dead lock small 55 mm	048
Mortise dead lock set WC backset 55 mm	049

**SLIDING MORTISE LOCK BACKSET 40 MM**

Sliding door mortise lock PC 40 mm	050
Sliding door mortise lock WC 40 mm	051
Sliding door mortise lock BB 40 mm	052
Sliding door mortise lock 40 mm hidden latch	053
Sliding door mortise catch 40 mm	054
Sliding door mortise catch light 40 mm	055

**SLIDING MORTISE LOCK BACKSET 50 MM**

Sliding door mortise lock PC 50 mm	056
Sliding door mortise lock WC 50 mm	057
Sliding door mortise lock light 50 mm	058
Sliding door mortise catch 50 mm	059

**SLIDING MORTISE LOCK BACKSET 55 MM**

Sliding door mortise lock PC 55 mm	060
Sliding door mortise lock DIN 81304 B PC 55 mm	061

**SLIDING MORTISE HOOK LOCK**

Sliding door mortise hook lock	062
--------------------------------	-----

**RIM LOCKS BRASS**

Rim lock DIN 81311 A BB	063
Rim lock DIN 81311 B PC	064
Rim lock with flange WC	065
Rim lock with flange BB	066
Rim lock with flange PC	067
Rim dead lock DIN 81308 A BB	068
Rim dead lock DIN 81308 B PC	069

**STRIKING PLATES FOR MORTISE AND RIM LOCKS**

Striking plate DIN 81314 A	070
Striking plate DIN 81314 B	071
Striking plate DIN 81314 C	071
Striking box brass	072
Striking box DIN 81315 A	072
Striking box for small rim locks	073
Striking box for series 1164/65	073



**DOOR HANDLES BRASS**

Door handles for mortise locks	from 074
Door handles for rim locks	from 076
Door handle set 86 mm for tiny mortise locks	077
Door handle set 70 mm for tiny rim locks	078
Knob-Knob handle pair for mortise and rim locks	079
Escutcheons blind 165x45 mm	080
Escutcheons BB 165x45 mm	080

**ESCUTCHEONS & ROSETS BRASS**

Escutcheons PC 165x45 mm	081
Escutcheon PC with coverplate 165x45 mm	082
Escutcheons 165x45 mm WC	083
Escutcheon with knob PC	084
Escutcheon with knob PC and coverplate	084
Door knob Rd 45 mm	085
Escutcheons 230 mm WC Inside/Outside	086
Escutcheons 230 mm BB PC Blind	087
Escutcheon 230 mm PC with coverplate	088
Rosets Rd BB	089
Rosets Rd PC	090
Rosets Rd WC	091
Rosets Rd, for sabre pushers	092
Escutcheon BB	093
Escutcheon BB with coverplate	093
Handle roset 38 mm for tiny mortise and rim locks	094
Escutcheon PC	095
Coverplate PC	095
Screws & Nuts	096

**3 LOCKS & ATTACHMENTS STAINLESS STEEL****MORTISE LOCKS STAINLESS STEEL & ATTACHMENTS**

Mortise lock DIN 81301 A BB	097
Mortise lock DIN 81301 B PC	098
Mortise lock DIN 81301 BK PC	099
Mortise lock PC for A60 fire doors	100
Mortise lock PC faceplate 20 mm	101
Mortise catch lock for A60 fire doors	102
Keilcatch lookneinsteckschloss	103
Mortise lock WC for double cabins	104
Mortise catch lock	105
Mortise lock DIN 81303 B WC	106
Mortise dead lock	107
Mortise lock PC backset 65 mm	108
Mortise lock PC backset 65 mm	109
Mortise lock WC backset 65 mm	110
Mortise catch lock backset 65 mm	111
Mortise dead lock backset 65 mm	112
Mortise lock PC backset 65 mm latch 16 mm	113
Mortise lock PC backset 80 mm	114

Mortise lock PC backset 80 mm latch 16 mm	115
Mortise lock WC backset 80 mm	116
Three point lock stainless steel backset 65 mm	117
Three point lock steel & zinc plated backset 65 mm	118
Mortise lock DIN 81306	119
Mortise dead lock DIN 81302 PC	120
Striking plate DIN 81314 A for BB PC WC	121
Striking plate DIN 81314 A for catch lock	122
Striking plate for double cabin doors	123
Striking plate DIN 81314 B for catch and rim locks	123
Striking plates DIN 81314 C	124
Roll snapper	125

#### RIM LOCKS STAINLESS STEEL & ATTACHMENTS

Rim locks DIN 81311 B PC	126
Rim locks DIN 81311 W PC with cylinder/latch function	127
Rim locks DIN 81311 C with Anti panic function	128
Rim dead lock	129
Rim catch lock	130
Rim dead lock DIN 81312 C double turn	131
Rim dead lock DIN 81312 D double turn	131

#### DOOR HANDLES FOR MORTISE LOCKS STAINLESS STEEL

Door handle set for locknut 16 mm	132
Door handle set for locknuß 14 mm	132
Door handle set for locknuß 15,3 mm	133
Single handle 115 mm	133
Door handle set for mortise locks backset 55 mm	134
Door handle set for mortise locks	134
Door handle set for mortise locks	135
Door handle set for mortise locks	135
Escutcheon handle set	136
Door handle set DIN 81317 E	137
Door handle set for anti panic lock N-1102	138

#### ESCUTCHEONS & ROSETS STAINLESS STEEL

Escutcheon 230 mm WC	139
Escutcheon 230 mm BB PC Blind	140
Escutcheon 230 mm PC with coverplate 12 mm	141
Escutcheons 165x45 mm Blind	142
Escutcheons 165x45 mm BB	143
Escutcheons 165x45 mm PC 72/75 mm	144
Escutcheons 165x45 mm with coverplate	145
Escutcheons WC 165x45 mm	146
Escutcheons WC for double cabin doors	147
Door knob massive Rd 45 mm	148
Escutcheon angular 165x45 mm with knob/coverplate	148
Escutcheon angular 165x45 mm PC with knob	149
Escutcheon plates 165x45 mm PC with knob and coverplate 12 mm	150
Roset Rd BB	151
Roset Rd PC	152
Roset Rd WC	153
Roset set PC	154

Roset set WC	155
Handle roset set with/without PE insert	156
Flush recessed handle grip set	157
Flush recessed handle grip set PC	157
Recessed pull ring handles	158
Coverplate PC 12 mm	159
Coverplate PC 17 mm	159
Screw & Nut set stainless steel	160

## 4 PROFILE CYLINDERS SEAWATER RESISTANT

### EUROPROFILE CYLINDER

MLS Double cylinder	ab 161
MLS Half cylinder	163
MLS Knob cylinder	ab 164
MLS Single key	166

## 5 CABINET LOCKS & HARDWARE

### CABINET LOCKS & SNAPPERS

Rim snapper 1503	167
Rim snapper 1517	168
Rim snapper 1518	168
Push knob and ring for 1517	169
Rim cabinet lock with 2 keys	170
Tiny rim dead lock backset 25 mm	171
Rim cabinet lock with knob lockable	172
Tiny rim dead lock backset 25 mm with olive	173
Rim cabinet lock with turn knob	174
Double dead rim lock with cylinder	175
Press knob snapper 1515	176
Finger snapper set	177
Rim snapper with grip	178
Rim snapper with grip lockable	179
Rim snapper with cabinet lock for Ri/Le	180
Rim snapper with grip for drawers	181
Cabinet rim lock flat with grip	182
Cabinet rim lock lockable	182
Cabinet rim lock with flat grip lockable	183
Press knob cabinet snapper	184
Cabinet rim lock with cylinder	185

**HAND GRIPS**

Window grip 5101	186
Window ring grip 30 mm	187
Cabinet grip 120 mm	187
Cabinet grip 110/140 mm	188
Cabinet grip 110 mm	189
Bow grip 106 mm	189
Cabinet grip 5175 90 mm	190
Cabinet grip with oval fixing plate 85x32 mm	190
Cabinet shell grip 80 mm	191
Hand grip 230 mm	191

**6 HINGES****HINGES BRASS**

Hinge DIN 81401 A	192
Hinge DIN 81402 E	193
Hinge DIN 81402 E	194
Hinge DIN 81402 E	195
Hinge DIN 81402 A	196
Hinge 49,5x30x2 mm	197
Hinge DIN 81401 B	198
Hinge for Ri/Le assembly	199
Flap hinges	200
Piano hinge	201
Hinge similar DIN 81401 A	202
Hinge No. 2320	202

**HINGES STAINLESS STEEL**

Hinge No. 2001	203
Hinge No. 110	204
Hinge No. 116	205
Hinge No. 120	206
Hinge No. 134	207
Hinge No. 138	208
Hinge No. 139	209
Hinge No. 146	210
Hinge No. 172	211
Hinge No. 188	212
Hinge No. 193	212
Hinge No. 377	213

**7 HASPS****BRASS HASPS**

Hasp lockable stamped 150x45 mm	214
Hasp lockable casted 100/125 mm	215
Hasp heavy version 80x35 mm straight plate	216



Hasp heavy version 60x35 mm angular plate	216
Hasp heavy version 96x50 mm	217
Hasp with ring grip	218
Hasp with straight mounting plate	219
Hasp with inside angular plate	220
Hasp with outside angular plate	220
Hasp lockable light version	221

#### **HASPS STAINLESS STEEL**

Hasp light version lockable	222
Hasp for boxes	222
Hasp 112x50 mm	223
Hasp 95x28 mm	223

## **8 FASTENERS HARDWARE**

#### **PIN / FLAT BOLTS**

Pin bolt heavy	224
Pin bolt DIN 81411	225
Pin bolt Aluminium	226
Flat bolt straight	227
Flat bolt cranked	228

#### **DOOR CATCHES**

Spring-type door clip 70 mm	229
Spring-type door clip 40 mm	230
Spring-type door clip DIN 81409 B	231
Spring-type door clip heavy 90 mm	232
Spring-type door clip DIN 81409 B	233
Spring-type door clip 70 mm 2 holes	234
Spring-type door clip 110 mm	235
Spring-type door clip DIN 81409 A	236
Cabinet door stopper 25 mm tiny version	237
Spring-type door clip DIN 81409 A	238
Cabinet door stopper	239
Ball catcher	240

#### **DOOR STOPPER**

Door stopper heavy 90 mm	241
Door stopper 80 mm	242
Door stopper DIN 81406 A 60 mm	243
Door stopper DIN 81406 A 60 mm	244
Door stopper DIN 81406 A 90 mm	245
Door stopper DIN 81406 A 90 mm	246
Door stopper small 38 mm	247
Door stopper 85 mm	248
Door stopper 60 mm	248
Door stopper 90 mm	249

**MAGNETIC DOOR HOLDER**

Magnetic door holder 90° turnable	249
Magnetic door holder small 10° turnable	250
Magnetic door holder big 10° turnable	from 250

**HYDRAULIC DOOR CLOSER**

Door closer Inside / Outside doors	251
------------------------------------	-----

**HOOKS**

Ajar hook DIN 81319	252
Articulated hooks Brass 50-500 mm	from 253
Articulated hooks Stainless steel 50-300 mm	255
Door hook 50-200 mm	from 256
Cabin hooks 2-12 Inch	258

**DOOR FIXATION**

Door stay 220x30 mm	259
---------------------	-----

**BRASS HARDWARE**

Wardrobe fastener Ri/Le	260
Turnbuckle with baseplate	260
Turnbuckle with baseplate 10-30 mm	261
Fastener No. 435	262
Counterplate for turnbuckle 5610 stamped	263
Counterplate for turnbuckle 5610 casted	264
Stairrod holder 14 mm	265
Stairrod knob 13 mm	265

**WINDOW & HATCH FASTENER ELEMENTS**

Hatch fasteners 350-410 mm	266
Window stay curved	267
Window stay with knurled nut	268
Window stay	269
Window stay light	270
Window stay 60 mm	271

**CABINET SHEARS**

Cabinet shear 160 mm	271
Cabinet shear curved 110 mm	272
Cabinet shear stainless steel 165 mm	273
Cabinet shear light	274
Cabinet shear No. 2014	275
Cabinet shear 358-516 mm	275
Door shear stainless steel	276

## 9 IN-/EXTERIOR DECK HARDWARE

### FLUSH RING GRIPS

Flush ring grip brass	277
Flush ring grip stainless steel 48x35 mm	278
Flush ring grip stainless steel 63x44 mm	278
Flush ring grip stainless steel 85x50 mm	279
Flush ring grip stainless steel 75x56 mm	279
Flush ring grip stainless steel with striker	280
Flush ring grip stainless steel latch	280

### IN-/EXTERIOR DECK HARDWARE

Chair fasteners	281
Cord spooler 40-130 mm	282
Strap clamp 10-45 mm	283
Shackle DIN 82101	284
Snap shackle	285
Ship and fog bell	286
Deck plates in 3 sizes	287

## 10 INTERIOR HARDWARE

### AIR VENTILATING ELEMENTS BRASS

Ventilating valve 360x120 mm	288
Counterplate for 2703	288
Ventilating valves Rd 100-200 mm with olive knob	289
Ventilating valves Rd 100-200 mm	290
Counterplates Rd 100-200 mm	291
Ventilating grills 3-14 lamellas	292

### VENTILATING GRILLS STAINLESS STEEL

Ventilating valves Rd 100-150 mm	293
Ventilating valve with insect grid	293

### HAT & COAT HOOKS

Hat and coat hook triangular	294
Hat & Coat hooks double	295
Hat & Coat hooks DIN 81407 A	296
Coat hook 2 arms	296
Hat & Coat hooks 5908	297
Baby Hat & Coat hooks	298
Hat & Coat hooks small	299
Coat hook double 40 mm	299

### INTERIOR HOOKS

Coat hook DIN 81407	300
Coat hook twin 30 mm	300
Towel hook 30 mm DIN 81407 B	301
Coat hook heavy	302
Cup hook DIN 81408	303
Ceiling and cup hook 30 mm	304

Ceiling hook turnable	305
Towell hook DIN 81407 F	305
Towell hook with screw	306
Towell hook 40 mm single and double	307
Dress hook 50 mm double	308
Dress hook 28 mm single	308
Ceiling hook heavy	309
Wine glass holder	309

#### **BOARD HOLDER**

Board holder casted	310
---------------------	-----

#### **ASHTRAY**

Ashtray for wall mounting	311
---------------------------	-----

#### **HANDRAIL AND TUBE HOLDER**

Handrail holder for 40 mm tube	312
Handrail end for 40 mm tube	313
Handrail middle holder for 40 mm tube	314
End holder for 25 mm tube	314
End holder for 20 mm tube	315
Middle holder for 25 mm tube	315

## **11 EYE BOLTS / WING NUTS / CAGE EYE NUTS & SETS**

#### **EYE BOLTS**

Eye bolt, DIN 444 Brass	from 316
Eye bolt, DIN 444 Stainless steel A4	318

#### **LIFTING NUT**

Lifting nut, DIN 80704 Brass	319
Lifting nut, DIN 80704 Stainless steel A4	320
Ring nut, DIN 582 Brass	321
Ring nut, DIN 582 stainless steel	322

#### **LIFTING NUT / CLAP BOLT SET**

Lifting nut/eye bolt set DIN 83407 Form A Brass	323
Lifting nut/eye bolt set DIN 83407 Form A stainless steel	324
Tilt bolt fastener set brass	325
Clap bolt brass	325

#### **WING NUT SET**

Wing nut set, DIN 83407 Form B brass	326
Wing nut set, DIN 83407 Form B stainless steel	327
Pressure fork DIN 83407 Form C	328
Pressure fork DIN 83407 Form D	328



**WING NUTS**

Wing nut DIN 315 brass	329
Wing nut, DIN 315 Stainless steel	330
Disc wing nuts	331

**BUTTERFLY NUTS**

Butterfly nut light brass	332
Butterfly nut DIN 80701 brass	333
Butterfly nut one hand brass	333
Double wing nut light stainless steel	334
Double wing nut DIN 80701 Stainless steel A4	335
Conical grip DIN 99, Brass	335
Hinge DIN 83105 Form C long hole	336
Hinge DIN 83105 Form D round hole	336

**12 DOOR DOG ASSEMBLY****DOOR DOGS FOR HEAVY HINGED SHIP DOORS AND HATCHES**

Door dog assembly set Alu	337
Door dog assembly set Stainless steel A2	337
Door Dog Assembly DIN 83104 Form A Steel	338
Door Dog Assembly DIN 83104 Form A Stainless steel A4	339
Door Dog Assembly DIN 83104 Form B Steel	340
Door Dog Assembly DIN 83104 Form B Stainless steel	341
Door Dog Assembly DIN 83104 Form C Steel	342

**SINGLE & SPARE PART LIST FOR DOOR DOGS**

Spare parts DIN 83104 for Door Dog Assembly steel	343
Spare parts DIN 83104 for Door Dog Assembly stainless steel	344

## Surface Treatments - Brass & Stainless Steel

Order example:

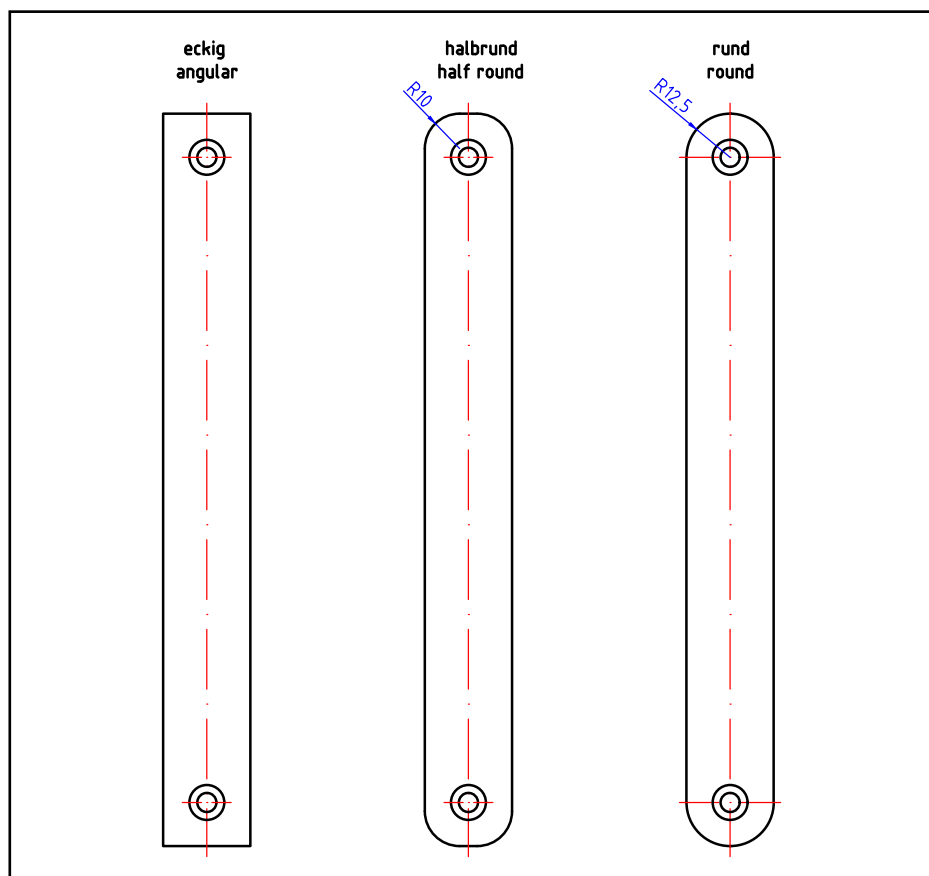
114201.4 = Surface Brass polished.

114201.9 = Surface Brass matt chromium plated.

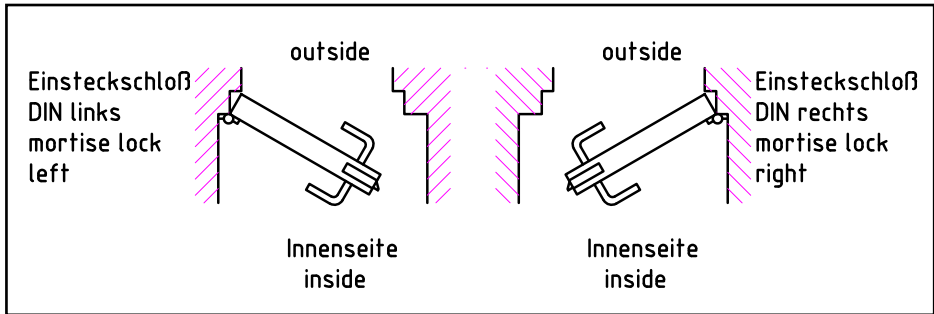
Please ask for additional surfaces.

Abbreviation	Surface	Endnr.
Brp	Brass rolled polished	.1
Brpn	Brass rolled polished nickel plated	.2
Brpc	Brass rolled polished chromium plated	.3
Bp	Brass polished	.4
Bpn	Brass rolled polished nickel plated	.5
Bpc	Brass polished chrome	.6
Bm	Brass matt	.7
Bmn	Brass matt nickel plated	.8
Bmc	Brass matt chromium plated	.9
Stain brushed	Stainless steel brushed	.0
Stain polished	Stainless steel polished	.4
Stain matt	Stainless steel satin matt	.9
Stain raw	Stain raw	.0

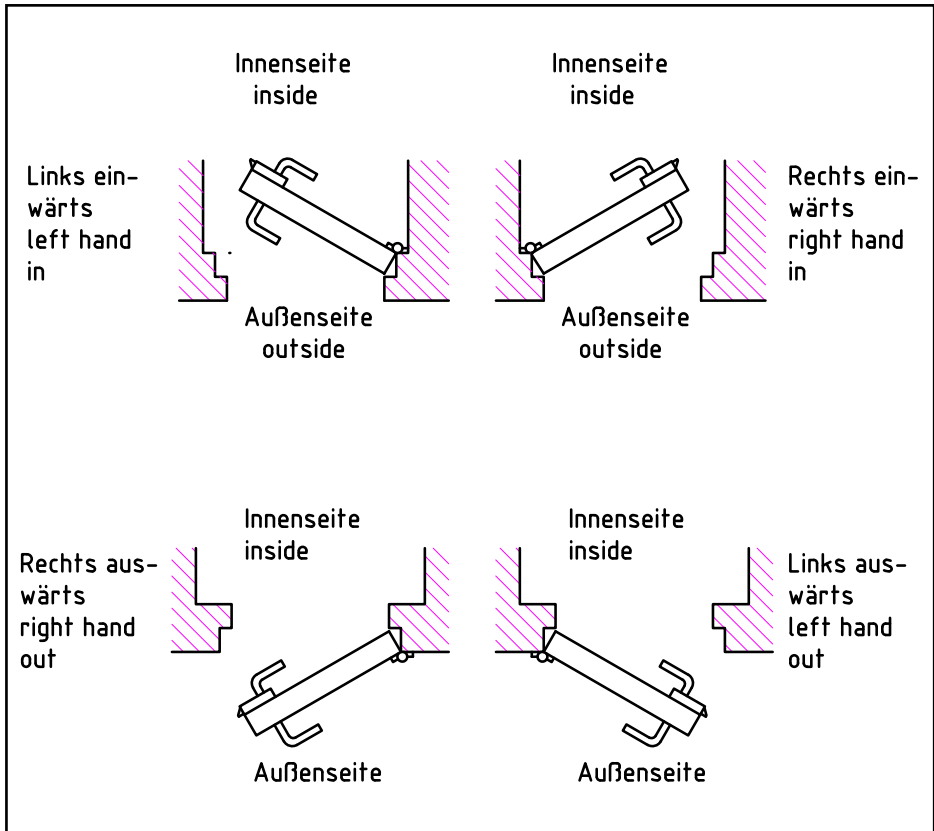
## Faceplate Versions

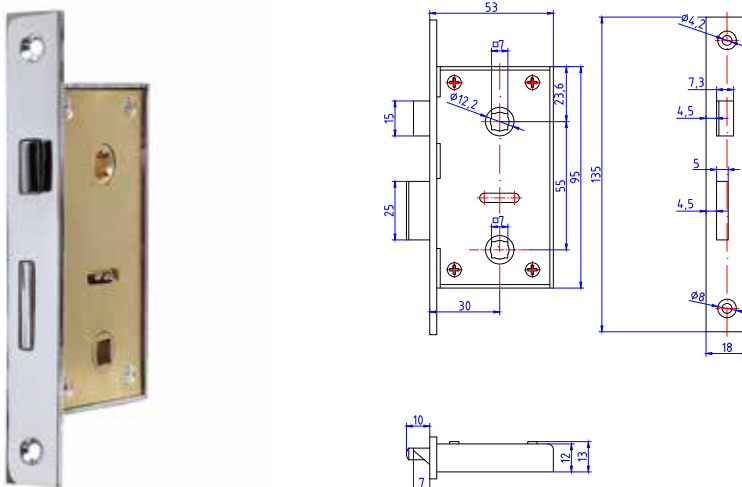


**Door direction of rotation  
for mortise locks**



**Door direction of rotation  
in or out for rim locks**





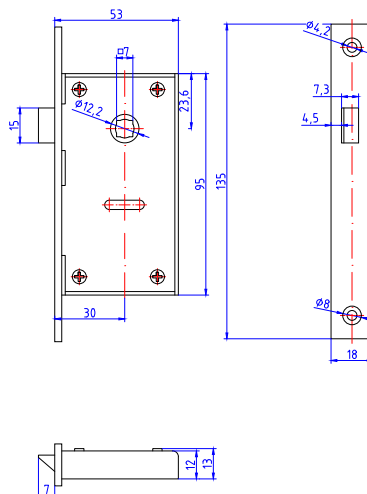
### Mortise yacht lock WC Series 1060

Art.code	Surface	Article description	Unit	Weight
106011.4	Bp	Mortise lock WC, 30/7/55 mm, Solid latch, Ri	Pc.	0,28
106011.6	Bpc	Mortise lock WC, 30/7/55 mm, Solid latch, Ri	Pc.	0,28
106011.9	Bmc	Mortise lock WC, 30/7/55 mm, Solid latch, Ri	Pc.	0,28
106012.4	Bp	Mortise lock WC, 30/7/55 mm, Solid latch, Le	Pc.	0,28
106012.6	Bpc	Mortise lock WC, 30/7/55 mm, Solid latch, Le	Pc.	0,28
106012.9	Bmc	Mortise lock WC, 30/7/55 mm, Solid latch, Le	Pc.	0,28
207067.4	Bp	Door handle sets for series 106	Set	0,43
207067.6	Bpc	Door handle sets for series 106	Set	0,43
207067.9	Bmc	Door handle sets for series 106	Set	0,43
226001.4	Bp	Striking plate DIN Ri 95x23 mm, short sleeve	Pc.	0,02
226001.6	Bpc	Striking plate DIN Ri 95x23 mm, short sleeve	Pc.	0,02
226001.9	Bmc	Striking plate DIN Ri 95x23 mm, short sleeve	Pc.	0,02
226002.4	Bp	Striking plate DIN Le 95x23 mm, short sleeve	Pc.	0,02
226002.6	Bpc	Striking plate DIN Le 95x23 mm, short sleeve	Pc.	0,02
226002.9	Bmc	Striking plate DIN Le 95x23 mm, short sleeve	Pc.	0,02
226101.4	Bp	Striking plate WC, BB, PC, Series 106, Ri, long sleeve	Pc.	0,02
226101.6	Bpc	Striking plate WC, BB, PC, Series 106, Ri, long sleeve	Pc.	0,02
226101.9	Bmc	Striking plate WC, BB, PC, Series 106, Ri, long sleeve	Pc.	0,02
226102.4	Bp	Striking plate WC, BB, PC, Series 106, Le, long sleeve	Pc.	0,02
226102.6	Bpc	Striking plate WC, BB, PC, Series 106, Le, long sleeve	Pc.	0,02
226102.9	Bmc	Striking plate WC, BB, PC, Series 106, Le, long sleeve	Pc.	0,02



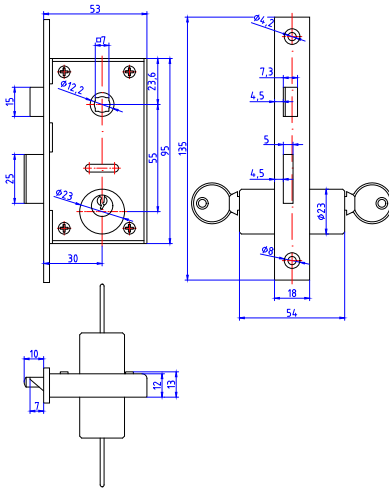


Phone +49 2393 2200-0 · [info@sub-beschlaege.de](mailto:info@sub-beschlaege.de) · [www.sub-beschlaege.de](http://www.sub-beschlaege.de)



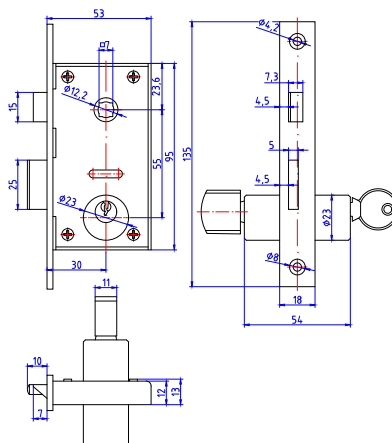
### Mortise yacht catch lock Series 1063

Art.code	Surface	Article description	Unit	Weight
106311.4	Bp	Mortise catch, 30/7 mm, solid latch, Ri	Pc.	0,23
106311.6	Bpc	Mortise catch, 30/7 mm, solid latch, Ri	Pc.	0,23
106311.9	Bmc	Mortise catch, 30/7 mm, solid latch, Ri	Pc.	0,23
106312.4	Bp	Mortise catch, 30/7 mm, Solid latch, Le	Pc.	0,23
106312.6	Bpc	Mortise catch, 30/7 mm, Solid latch, Le	Pc.	0,23
106312.9	Bmc	Mortise catch, 30/7 mm, Solid latch, Le	Pc.	0,23
207367.4	Bp	Door handle set for catch lock, Series 1063	Set	0,34
207367.6	Bpc	Door handle set for catch lock, Series 1063	Set	0,34
207367.9	Bmc	Door handle set for catch lock, Series 1063	Set	0,34
226301.4	Bp	Striking plate Catch lock, Series 106, Ri	Pc.	0,02
226301.6	Bpc	Striking plate Catch lock, Series 106, Ri	Pc.	0,02
226301.9	Bmc	Striking plate Catch lock, Series 106, Ri	Pc.	0,02
226302.4	Bp	Striking plate Catch lock, Series 106, Le	Pc.	0,02
226302.6	Bpc	Striking plate Catch lock, Series 106, Le	Pc.	0,02
226302.9	Bmc	Striking plate Catch lock, Series 106, Le	Pc.	0,02



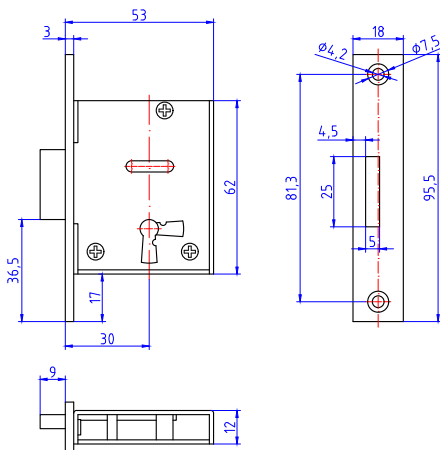
### Mortise yacht lock PC/PC Series 1064

Art.code	Surface	Article description	Unit	Weight
106411.4	Bp	Mortise lock PC, 30/7/55 mm, Solid latch, Ri	Pc.	0,43
106411.6	Bpc	Mortise lock PC, 30/7/55 mm, Solid latch, Ri	Pc.	0,43
106411.9	Bmc	Mortise lock PC, 30/7/55 mm, Solid latch, Ri	Pc.	0,43
106412.4	Bp	Mortise lock PC, 30/7/55 mm, Solid latch, Le	Pc.	0,43
106412.6	Bpc	Mortise lock PC, 30/7/55 mm, Solid latch, Le	Pc.	0,43
106412.9	Bmc	Mortise lock PC, 30/7/55 mm, Solid latch, Le	Pc.	0,43
207467.4	Bp	Door handle set for PC, Series 1064/1065	Set	0,52
207467.6	Bpc	Door handle set for PC, Series 1064/1065	Set	0,52
207467.9	Bmc	Door handle set for PC, Series 1064/1065	Set	0,52
226001.4	Bp	Striking plate DIN Ri 95x23 mm, short sleeve	Pc.	0,02
226001.6	Bpc	Striking plate DIN Ri 95x23 mm, short sleeve	Pc.	0,02
226001.9	Bmc	Striking plate DIN Ri 95x23 mm, short sleeve	Pc.	0,02
226002.4	Bp	Striking plate DIN Le 95x23 mm, short sleeve	Pc.	0,02
226002.6	Bpc	Striking plate DIN Le 95x23 mm, short sleeve	Pc.	0,02
226002.9	Bmc	Striking plate DIN Le 95x23 mm, short sleeve	Pc.	0,02
226101.4	Bp	Striking plate WC, BB, PC, Series 106, Ri, long sleeve	Pc.	0,02
226101.6	Bpc	Striking plate WC, BB, PC, Series 106, Ri, long sleeve	Pc.	0,02
226101.9	Bmc	Striking plate WC, BB, PC, Series 106, Ri, long sleeve	Pc.	0,02
226102.4	Bp	Striking plate WC, BB, PC, Series 106, Le, long sleeve	Pc.	0,02
226102.6	Bpc	Striking plate WC, BB, PC, Series 106, Le, long sleeve	Pc.	0,02
226102.9	Bmc	Striking plate WC, BB, PC, Series 106, Le, long sleeve	Pc.	0,02



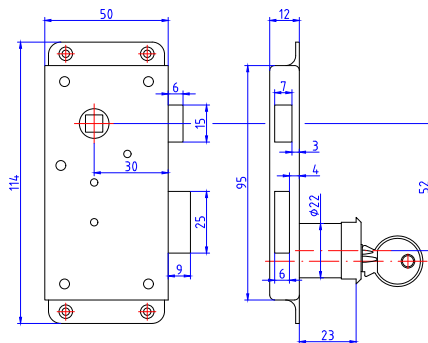
## Mortise yacht lock PC/Knob Series 1065

Art.code	Surface	Article description	Unit	Weight
106511.4	Bp	Mortise lock PC/Knob, 30/7/55 mm, Solid latch, Ri	Pc.	0,48
106511.6	Bpc	Mortise lock PC/Knob, 30/7/55 mm, Solid latch, Ri	Pc.	0,48
106511.9	Bmc	Mortise lock PC/Knob, 30/7/55 mm, Solid latch, Ri	Pc.	0,48
106512.4	Bp	Mortise lock PC/Knob, 30/7/55 mm, Solid latch, Le	Pc.	0,48
106512.6	Bpc	Mortise lock PC/Knob, 30/7/55 mm, Solid latch, Le	Pc.	0,48
106512.9	Bmc	Mortise lock PC/Knob, 30/7/55 mm, Solid latch, Le	Pc.	0,48
207467.4	Bp	Door handle set for PC, Series 1064/1065	Set	0,52
207467.6	Bpc	Door handle set for PC, Series 1064/1065	Set	0,52
207467.9	Bmc	Door handle set for PC, Series 1064/1065	Set	0,52
226001.4	Bp	Striking plate DIN Ri 95x23 mm, short sleeve	Pc.	0,02
226001.6	Bpc	Striking plate DIN Ri 95x23 mm, short sleeve	Pc.	0,02
226001.9	Bmc	Striking plate DIN Ri 95x23 mm, short sleeve	Pc.	0,02
226002.4	Bp	Striking plate DIN Le 95x23 mm, short sleeve	Pc.	0,02
226002.6	Bpc	Striking plate DIN Le 95x23 mm, short sleeve	Pc.	0,02
226002.9	Bmc	Striking plate DIN Le 95x23 mm, short sleeve	Pc.	0,02
226101.4	Bp	Striking plate WC, BB, PC, Series 106, Ri, long sleeve	Pc.	0,02
226101.6	Bpc	Striking plate WC, BB, PC, Series 106, Ri, long sleeve	Pc.	0,02
226101.9	Bmc	Striking plate WC, BB, PC, Series 106, Ri, long sleeve	Pc.	0,02
226102.4	Bp	Striking plate WC, BB, PC, Series 106, Le, long sleeve	Pc.	0,02
226102.6	Bpc	Striking plate WC, BB, PC, Series 106, Le, long sleeve	Pc.	0,02
226102.9	Bmc	Striking plate WC, BB, PC, Series 106, Le, long sleeve	Pc.	0,02



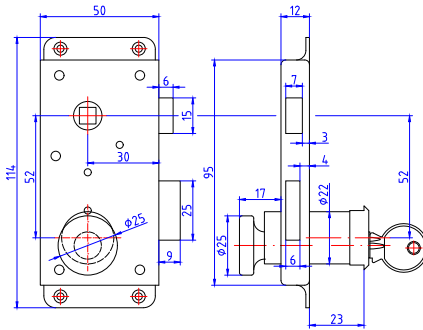
**Mortise yacht dead lock BB**  
**Series 1066**

Art.code	Surface	Article description	Unit	Weight
106600.4	Bp	Mortise lock BB, small, backset 30 mm, with 2 keys, Ri / Le / LAD	Pc.	0,22
106600.6	Bpc	Mortise lock BB, small, backset 30 mm, with 2 keys, Ri / Le / LAD	Pc.	0,22
106600.9	Bmc	Mortise lock BB, small, backset 30 mm, with 2 keys, Ri / Le / LAD	Pc.	0,22



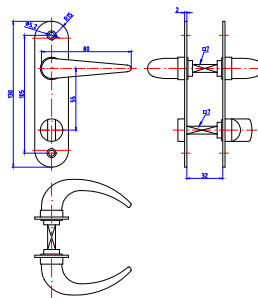
### Mortise yacht rim lock with knob cylinder Series 1164

Art.code	Surface	Article description	Unit	Weight
116401.4	Bp	Cabinet rim lock 52/30/7 mm with cylinder, Ri/A	Pc.	0,33
116401.6	Bpc	Cabinet rim lock 52/30/7 mm with cylinder, Ri/A	Pc.	0,33
116401.9	Bmc	Cabinet rim lock 52/30/7 mm with cylinder, Ri/A	Pc.	0,33
116402.4	Bp	Cabinet rim lock 52/30/7 mm with cylinder, Le/A	Pc.	0,33
116402.6	Bpc	Cabinet rim lock 52/30/7 mm with cylinder, Le/A	Pc.	0,33
116402.9	Bmc	Cabinet rim lock 52/30/7 mm with cylinder, Le/A	Pc.	0,33
206567.4	Bp	Door handle set with plate, PC, 52/7 mm for series 1164/65	Set	0,39
206567.6	Bpc	Door handle set with plate, PC, 52/7 mm for series 1164/65	Set	0,39
206567.9	Bmc	Door handle set with plate, PC, 52/7 mm for series 1164/65	Set	0,39
226101.4	Bp	Striking plate WC, BB, PC, Series 106, Ri, long sleeve	Pc.	0,02
226101.6	Bpc	Striking plate WC, BB, PC, Series 106, Ri, long sleeve	Pc.	0,02
226101.9	Bmc	Striking plate WC, BB, PC, Series 106, Ri, long sleeve	Pc.	0,02
226102.4	Bp	Striking plate WC, BB, PC, Series 106, Le, long sleeve	Pc.	0,02
226102.6	Bpc	Striking plate WC, BB, PC, Series 106, Le, long sleeve	Pc.	0,02
226102.9	Bmc	Striking plate WC, BB, PC, Series 106, Le, long sleeve	Pc.	0,02



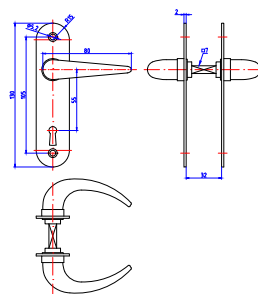
### Mortise yacht rim lock with round cylinder Series 1165

Art.code	Surface	Article description	Unit	Weight
116501.4	Bp	Cabinet rim lock small, with cylinder/Knob, Ri/A	Pc.	0,39
116501.6	Bpc	Cabinet rim lock small, with cylinder/Knob, Ri/A	Pc.	0,39
116501.9	Bmc	Cabinet rim lock 52/30/7 mm with cylinder/Knob, Ri/A	Pc.	0,39
116502.4	Bp	Cabinet rim lock 52/30/7 mm with cylinder/Knob, Le/A	Pc.	0,39
116502.6	Bpc	Cabinet rim lock 52/30/7 mm with cylinder/Knob, Le/A	Pc.	0,39
116502.9	Bmc	Cabinet rim lock 52/30/7 mm with cylinder/Knob, Le/A	Pc.	0,39
206567.4	Bp	Door handle set with plate, PC, 52/7 mm for series 1164/65	Set	0,39
206567.6	Bpc	Door handle set with plate, PC, 52/7 mm for series 1164/65	Set	0,39
206567.9	Bmc	Door handle set with plate, PC, 52/7 mm for series 1164/65	Set	0,39
226101.4	Bp	Striking plate WC, BB, PC, Series 106, Ri, long sleeve	Pc.	0,02
226101.6	Bpc	Striking plate WC, BB, PC, Series 106, Ri, long sleeve	Pc.	0,02
226101.9	Bmc	Striking plate WC, BB, PC, Series 106, Ri, long sleeve	Pc.	0,02
226102.4	Bp	Striking plate WC, BB, PC, Series 106, Le, long sleeve	Pc.	0,02
226102.6	Bpc	Striking plate WC, BB, PC, Series 106, Le, long sleeve	Pc.	0,02
226102.9	Bmc	Striking plate WC, BB, PC, Series 106, Le, long sleeve	Pc.	0,02



### Door handle sets for series 106 WC Series 2070

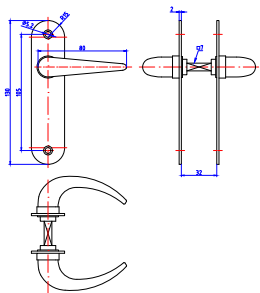
Art.code	Surface	Article description	Unit	Weight
207067.4	Bp	Door handle sets for series 106	Set	0,43
207067.6	Bpc	Door handle sets for series 106	Set	0,43
207067.9	Bmc	Door handle sets for series 106	Set	0,43



### Door handle sets for series 106 BB Series 2071

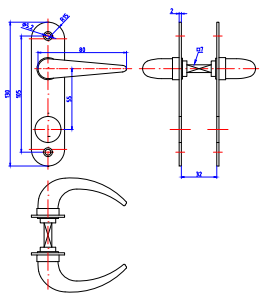
Art.code	Surface	Article description	Unit	Weight
207167.4	Bp	Door handle set BB, for series 106	Set	0,35
207167.6	Bpc	Door handle set BB, for series 106	Set	0,35
207167.9	Bmc	Door handle set BB, for series 106	Set	0,35





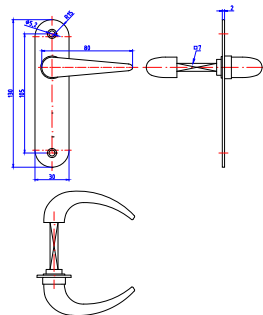
**Door handle sets for series 106 Catch  
Series 2073**

Art.code	Surface	Article description	Unit	Weight
207367.4	Bp	Door handle set for catch lock, Series 1063	Set	0,34
207367.6	Bpc	Door handle set for catch lock, Series 1063	Set	0,34
207367.9	Bmc	Door handle set for catch lock, Series 1063	Set	0,34



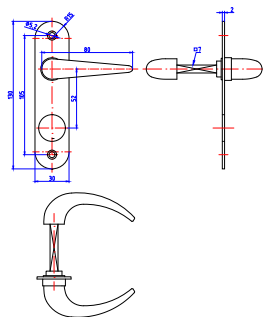
**Door handle sets for series 106 PC/PC  
Series 2074**

Art.code	Surface	Article description	Unit	Weight
207467.4	Bp	Door handle set for PC, Series 1064/1065	Set	0,52
207467.6	Bpc	Door handle set for PC, Series 1064/1065	Set	0,52
207467.9	Bmc	Door handle set for PC, Series 1064/1065	Set	0,52



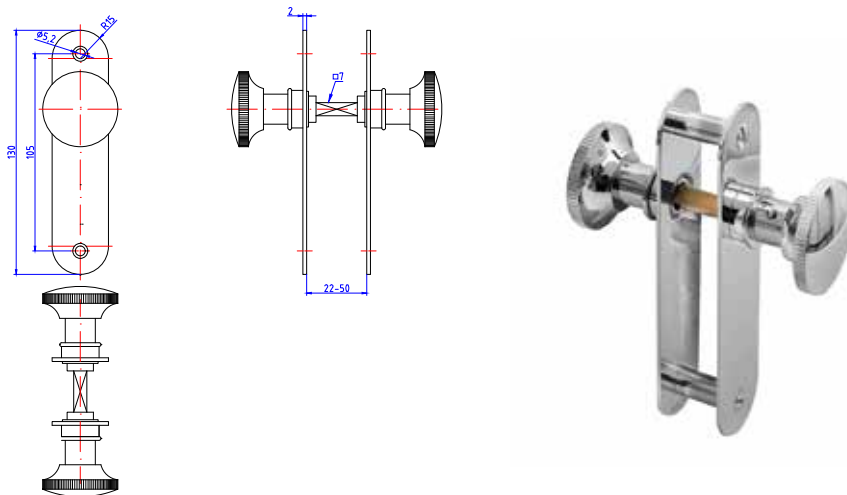
### Door handle sets for rim lock 1183 Series 2063

Art.code	Surface	Article description	Unit	Weight
206367.4	Bp	Door handle set with plate, 7 mm Spindle, for series 1183	Set	0,40
206367.6	Bpc	Door handle set with plate, 7 mm Spindle, for series 1183	Set	0,40
206367.9	Bmc	Door handle set with plate, 7 mm Spindle, for series 1183	Set	0,40



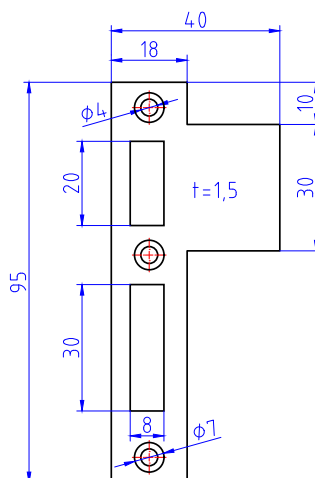
### Door handle sets for rim lock 1164/65 Series 2065

Art.code	Surface	Article description	Unit	Weight
206567.4	Bp	Door handle set with plate, PC, 52/7 mm for series 1164/65	Set	0,39
206567.6	Bpc	Door handle set with plate, PC, 52/7 mm for series 1164/65	Set	0,39
206567.9	Bmc	Door handle set with plate, PC, 52/7 mm for series 1164/65	Set	0,39



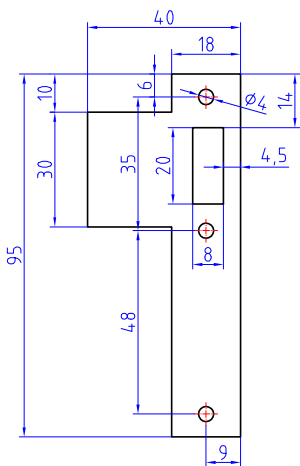
**Door knob/knob set for catch lock 106  
Series 2075**

Art.code	Surface	Article description	Unit	Weight
207567.4	Bp	Knob / Knob handle set for series 106	Set	0,36
207567.6	Bpc	Knob / Knob handle set for series 106	Set	0,36
207567.9	Bmc	Knob / Knob handle set for series 106	Set	0,36



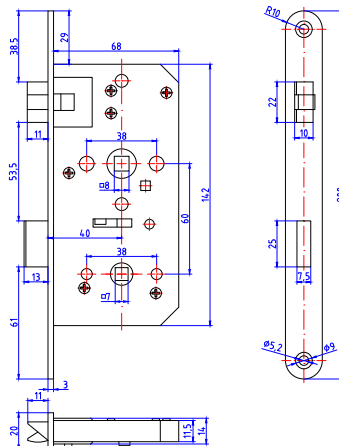
### Striking plate for WC BB PC Series 2261

Art.code	Surface	Article description	Unit	Weight
226101.4	Bp	Striking plate WC, BB, PC, Series 106, Ri, long sleeve	Pc.	0,02
226101.6	Bpc	Striking plate WC, BB, PC, Series 106, Ri, long sleeve	Pc.	0,02
226101.9	Bmc	Striking plate WC, BB, PC, Series 106, Ri, long sleeve	Pc.	0,02
226102.4	Bp	Striking plate WC, BB, PC, Series 106, Le, long sleeve	Pc.	0,02
226102.6	Bpc	Striking plate WC, BB, PC, Series 106, Le, long sleeve	Pc.	0,02
226102.9	Bmc	Striking plate WC, BB, PC, Series 106, Le, long sleeve	Pc.	0,02



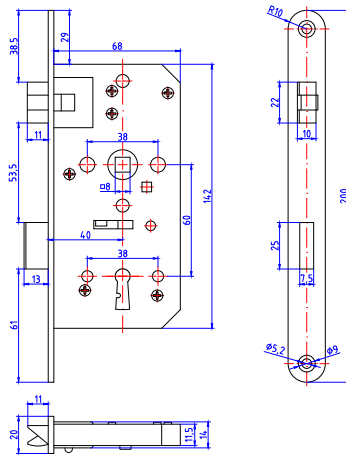
**Striking plate for catch lock 1063**  
**Series 2263**

Art.code	Surface	Article description	Unit	Weight
226301.4	Bp	Striking plate Catch lock, Series 106, Ri	Pc.	0,02
226301.6	Bpc	Striking plate Catch lock, Series 106, Ri	Pc.	0,02
226301.9	Bmc	Striking plate Catch lock, Series 106, Ri	Pc.	0,02
226302.4	Bp	Striking plate Catch lock, Series 106, Le	Pc.	0,02
226302.6	Bpc	Striking plate Catch lock, Series 106, Le	Pc.	0,02
226302.9	Bmc	Striking plate Catch lock, Series 106, Le	Pc.	0,02



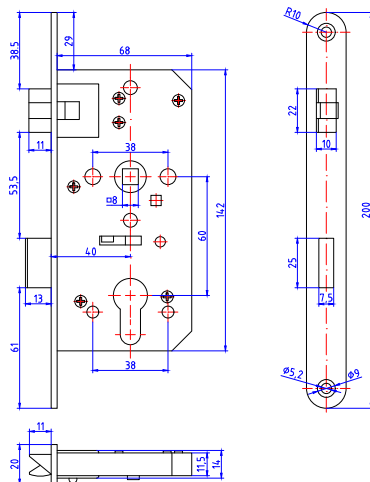
### Mortise lock WC 40 mm Series 1040

Art.code	Surface	Article description	Unit	Weight
104031.4	Bp	Mortise lock WC, 60/40/8 mm, Ri	Pc.	0,50
104031.6	Bpc	Mortise lock WC, 60/40/8 mm, Ri	Pc.	0,50
104031.9	Bmc	Mortise lock WC, 60/40/8 mm, Ri	Pc.	0,50
104032.4	Bp	Mortise lock WC, 60/40/8 mm, Le	Pc.	0,50
104032.6	Bpc	Mortise lock WC, 60/40/8 mm, Le	Pc.	0,50
104032.9	Bmc	Mortise lock WC, 60/40/8 mm, Le	Pc.	0,50
208068.4	Bp	Door handle set WC, for series 104/105	Set	0,60
208068.6	Bpc	Door handle set WC, for series 104/105	Set	0,60
208068.9	Bmc	Door handle set WC, for series 104/105	Set	0,60
224031.4	Bp	Striking plate WC, BB, PC, Series 104/105, Ri	Pc.	0,04
224031.6	Bpc	Striking plate WC, BB, PC, Series 104/105, Ri	Pc.	0,04
224031.9	Bmc	Striking plate WC, BB, PC, Series 104/105, Ri	Pc.	0,04
224032.4	Bp	Striking plate WC, BB, PC, Series 104/105, Le	Pc.	0,04
224032.6	Bpc	Striking plate WC, BB, PC, Series 104/105, Le	Pc.	0,04
224032.9	Bmc	Striking plate WC, BB, PC, Series 104/105, Le	Pc.	0,04



### Mortise lock BB 40 mm Series 1041

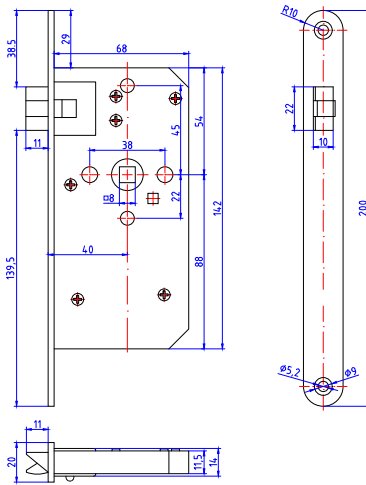
Art.code	Surface	Article description	Unit	Weight
104131.4	Bp	Mortise lock BB, 60/40/8 mm, Ri	Pc.	0,60
104131.6	Bpc	Mortise lock BB, 60/40/8 mm, Ri	Pc.	0,60
104131.9	Bmc	Mortise lock BB, 60/40/8 mm, Ri	Pc.	0,60
104132.4	Bp	Mortise lock BB, 60/40/8 mm, Le	Pc.	0,60
104132.6	Bpc	Mortise lock BB, 60/40/8 mm, Le	Pc.	0,60
104132.9	Bmc	Mortise lock BB, 60/40/8 mm, Le	Pc.	0,60
208168.4	Bp	Door handle set BB, for series 104/105	Set	0,49
208168.6	Bpc	Door handle set BB, for series 104/105	Set	0,49
208168.9	Bmc	Door handle set BB, for series 104/105	Set	0,49
224031.4	Bp	Striking plate WC, BB, PC, Series 104/105, Ri	Pc.	0,04
224031.6	Bpc	Striking plate WC, BB, PC, Series 104/105, Ri	Pc.	0,04
224031.9	Bmc	Striking plate WC, BB, PC, Series 104/105, Ri	Pc.	0,04
224032.4	Bp	Striking plate WC, BB, PC, Series 104/105, Le	Pc.	0,04
224032.6	Bpc	Striking plate WC, BB, PC, Series 104/105, Le	Pc.	0,04
224032.9	Bmc	Striking plate WC, BB, PC, Series 104/105, Le	Pc.	0,04



### Mortise lock PC 40 mm Series 1042

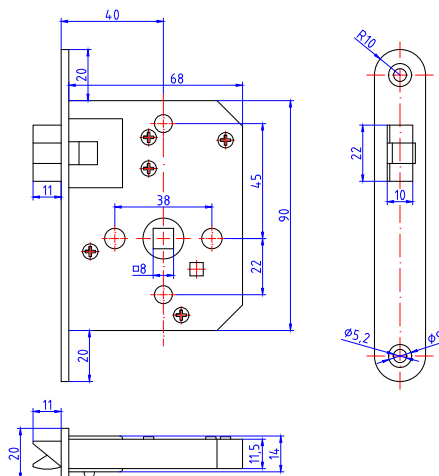
Art.code	Surface	Article description	Unit	Weight
104231.4	Bp	Mortise lock PC, 60/40/8 mm, Ri	Pc.	0,47
104231.6	Bpc	Mortise lock PC, 60/40/8 mm, Ri	Pc.	0,47
104231.9	Bmc	Mortise lock PC, 60/40/8 mm, Ri	Pc.	0,47
104232.4	Bp	Mortise lock PC, 60/40/8 mm, Le	Pc.	0,47
104232.6	Bpc	Mortise lock PC, 60/40/8 mm, Le	Pc.	0,47
104232.9	Bmc	Mortise lock PC, 60/40/8 mm, Le	Pc.	0,47
208268.4	Bp	Door handle set PC, for series 104/105	Set	0,49
208268.6	Bpc	Door handle set PC, for series 104/105	Set	0,49
208268.9	Bmc	Door handle set PC, for series 104/105	Set	0,49
224031.4	Bp	Striking plate WC, BB, PC, Series 104/105, Ri	Pc.	0,04
224031.6	Bpc	Striking plate WC, BB, PC, Series 104/105, Ri	Pc.	0,04
224031.9	Bmc	Striking plate WC, BB, PC, Series 104/105, Ri	Pc.	0,04
224032.4	Bp	Striking plate WC, BB, PC, Series 104/105, Le	Pc.	0,04
224032.6	Bpc	Striking plate WC, BB, PC, Series 104/105, Le	Pc.	0,04
224032.9	Bmc	Striking plate WC, BB, PC, Series 104/105, Le	Pc.	0,04





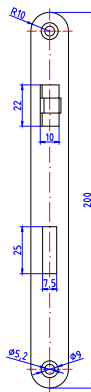
### Mortise catch lock long version 40 mm Series 104331/32

Art.code	Surface	Article description	Unit	Weight
104331.4	Bp	Mortise catch lock, 40/8 mm, Ri	Pc.	0,43
104331.6	Bpc	Mortise catch lock, 40/8 mm, Ri	Pc.	0,43
104331.9	Bmc	Mortise catch lock, 40/8 mm, Ri	Pc.	0,43
104332.4	Bp	Mortise catch lock, 40/8 mm, Le	Pc.	0,43
104332.6	Bpc	Mortise catch lock, 40/8 mm, Le	Pc.	0,43
104332.9	Bmc	Mortise catch lock, 40/8 mm, Le	Pc.	0,43
208368.4	Bp	Door handle set Catch lock, for series 104/105	Set	0,51
208368.6	Bpc	Door handle set Catch lock, for series 104/105	Set	0,51
208368.9	Bmc	Door handle set Catch lock, for series 104/105	Set	0,51
224331.4	Bp	Striking plate for Catch lock, Series 104/105, Ri	Pc.	0,04
224331.6	Bpc	Striking plate for Catch lock, Series 104/105, Ri	Pc.	0,04
224331.9	Bmc	Striking plate for Catch lock, Series 104/105, Ri	Pc.	0,04
224332.4	Bp	Striking plate for Catch lock, Series 104/105, Le	Pc.	0,04
224332.6	Bpc	Striking plate for Catch lock, Series 104/105, Le	Pc.	0,04
224332.9	Bmc	Striking plate for Catch lock, Series 104/105, Le	Pc.	0,04

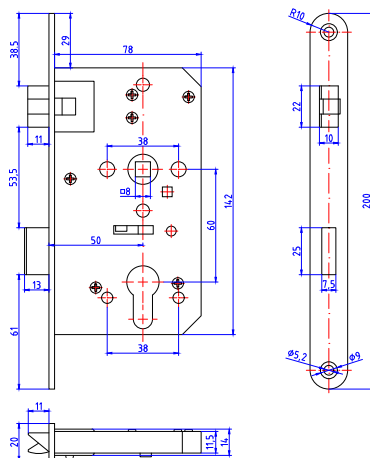


### Mortise catch lock short version 40 mm Series 104341/42

Art.code	Surface	Article description	Unit	Weight
104341.4	Bp	Mortise catch lock, short version, 40/8 mm, Triple latch, Ri	Pc.	0,30
104341.6	Bpc	Mortise catch lock, short version, 40/8 mm, Triple latch, Ri	Pc.	0,30
104341.9	Bmc	Mortise catch lock, short version, 40/8 mm, Triple latch, Ri	Pc.	0,30
104342.4	Bp	Mortise catch lock, short version, 40/8 mm, Triple latch, Le	Pc.	0,30
104342.6	Bpc	Mortise catch lock, short version, 40/8 mm, Triple latch, Le	Pc.	0,30
104342.9	Bmc	Mortise catch lock, short version, 40/8 mm, Triple latch, Le	Pc.	0,30
208368.4	Bp	Door handle set Catch lock, for series 104/105	Set	0,51
208368.6	Bpc	Door handle set Catch lock, for series 104/105	Set	0,51
208368.9	Bmc	Door handle set Catch lock, for series 104/105	Set	0,51
224341.4	Bp	Striking plate for Catch lock, Series 104341/42, Ri	Pc.	0,03
224341.6	Bpc	Striking plate for Catch lock, Series 104341/42, Ri	Pc.	0,03
224341.9	Bmc	Striking plate for Catch lock, Series 104341/42, Ri	Pc.	0,03
224342.4	Bp	Striking plate for Catch lock, Series 104341/42, Le	Pc.	0,03
224342.6	Bpc	Striking plate for Catch lock, Series 104341/42, Le	Pc.	0,03
224342.9	Bmc	Striking plate for Catch lock, Series 104341/42, Le	Pc.	0,03

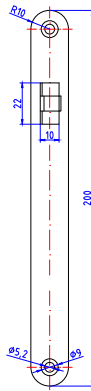
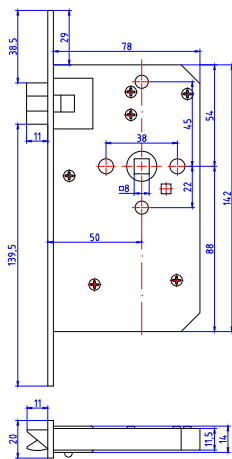


Phone +49 2393 2200-0 · [info@sub-beschlaege.de](mailto:info@sub-beschlaege.de) · [www.sub-beschlaege.de](http://www.sub-beschlaege.de)



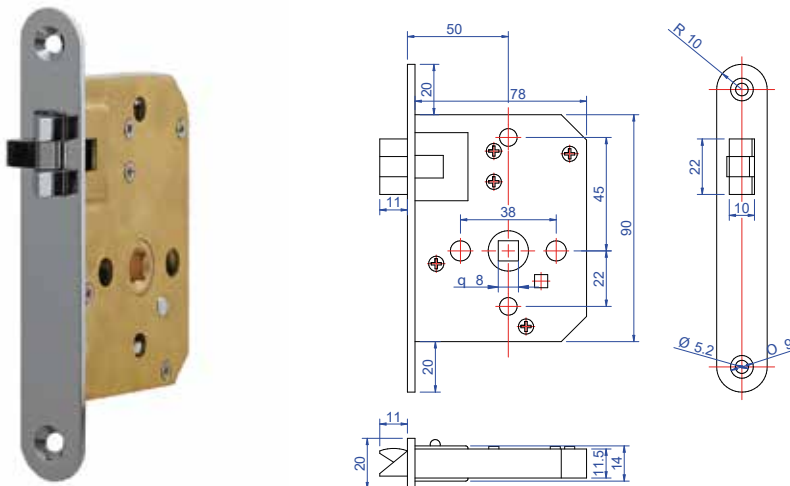
### Mortise lock PC 50 mm Series 1052

Art.code	Surface	Article description	Unit	Weight
105231.4	Bp	Mortise lock PC, 50/8/60 mm, Ri	Pc.	0,53
105231.6	Bpc	Mortise lock PC, 50/8/60 mm, Ri	Pc.	0,53
105231.9	Bmc	Mortise lock PC, 50/8/60 mm, Ri	Pc.	0,53
105232.4	Bp	Mortise lock PC, 50/8/60 mm, Le	Pc.	0,53
105232.6	Bpc	Mortise lock PC, 50/8/60 mm, Le	Pc.	0,53
105232.9	Bmc	Mortise lock PC, 50/8/60 mm, Le	Pc.	0,53
208268.4	Bp	Door handle set PC, for series 104/105	Set	0,49
208268.6	Bpc	Door handle set PC, for series 104/105	Set	0,49
208268.9	Bmc	Door handle set PC, for series 104/105	Set	0,49
224031.4	Bp	Striking plate WC, BB, PC, Series 104/105, Ri	Pc.	0,04
224031.6	Bpc	Striking plate WC, BB, PC, Series 104/105, Ri	Pc.	0,04
224031.9	Bmc	Striking plate WC, BB, PC, Series 104/105, Ri	Pc.	0,04
224032.4	Bp	Striking plate WC, BB, PC, Series 104/105, Le	Pc.	0,04
224032.6	Bpc	Striking plate WC, BB, PC, Series 104/105, Le	Pc.	0,04
224032.9	Bmc	Striking plate WC, BB, PC, Series 104/105, Le	Pc.	0,04



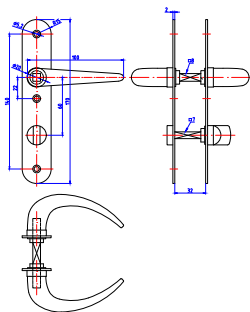
### Mortise catch lock long 50 mm Series 105331/32

Art.code	Surface	Article description	Unit	Weight
105331.4	Bp	Mortise catch lock, 50/8 mm, Ri	Pc.	0,48
105331.6	Bpc	Mortise catch lock, 50/8 mm, Ri	Pc.	0,48
105331.9	Bmc	Mortise catch lock, 50/8 mm, Ri	Pc.	0,48
105332.4	Bp	Mortise catch lock, 50/8 mm, Le	Pc.	0,48
105332.6	Bpc	Mortise catch lock, 50/8 mm, Le	Pc.	0,48
105332.9	Bmc	Mortise catch lock, 50/8 mm, Le	Pc.	0,48
208368.4	Bp	Door handle set Catch lock, for series 104/105	Set	0,51
208368.6	Bpc	Door handle set Catch lock, for series 104/105	Set	0,51
208368.9	Bmc	Door handle set Catch lock, for series 104/105	Set	0,51
224331.4	Bp	Striking plate for Catch lock, Series 104/105, Ri	Pc.	0,04
224331.6	Bpc	Striking plate for Catch lock, Series 104/105, Ri	Pc.	0,04
224331.9	Bmc	Striking plate for Catch lock, Series 104/105, Ri	Pc.	0,04
224332.4	Bp	Striking plate for Catch lock, Series 104/105, Le	Pc.	0,04
224332.6	Bpc	Striking plate for Catch lock, Series 104/105, Le	Pc.	0,04
224332.9	Bmc	Striking plate for Catch lock, Series 104/105, Le	Pc.	0,04



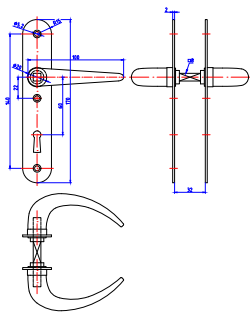
### Mortise catch lock short version 50 mm Series 105341/42

Art.code	Surface	Article description	Unit	Weight
105341.4	Bp	Mortise catch lock, short version, 50/8 mm, Ri	Pc.	0,33
105341.6	Bpc	Mortise catch lock, short version, 50/8 mm, Ri	Pc.	0,33
105341.9	Bmc	Mortise catch lock, short version, 50/8 mm, Ri	Pc.	0,33
105342.4	Bp	Mortise catch lock, short version, 50/8 mm, Le	Pc.	0,33
105342.6	Bpc	Mortise catch lock, short version, 50/8 mm, Le	Pc.	0,33
105342.9	Bmc	Mortise catch lock, short version, 50/8 mm, Le	Pc.	0,33
208368.4	Bp	Door handle set Catch lock, for series 104/105	Set	0,51
208368.6	Bpc	Door handle set Catch lock, for series 104/105	Set	0,51
208368.9	Bmc	Door handle set Catch lock, for series 104/105	Set	0,51
224331.4	Bp	Striking plate for Catch lock, Series 104/105, Ri	Pc.	0,04
224331.6	Bpc	Striking plate for Catch lock, Series 104/105, Ri	Pc.	0,04
224331.9	Bmc	Striking plate for Catch lock, Series 104/105, Ri	Pc.	0,04
224332.4	Bp	Striking plate for Catch lock, Series 104/105, Le	Pc.	0,04
224332.6	Bpc	Striking plate for Catch lock, Series 104/105, Le	Pc.	0,04
224332.9	Bmc	Striking plate for Catch lock, Series 104/105, Le	Pc.	0,04



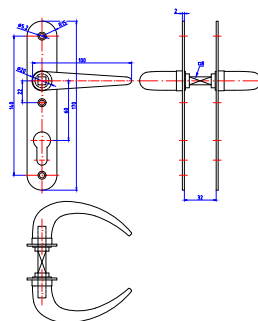
**Door handle set WC**  
**Series 2080**

Art.code	Surface	Article description	Unit	Weight
208068.4	Bp	Door handle set WC, for series 104/105	Set	0,60
208068.6	Bpc	Door handle set WC, for series 104/105	Set	0,60
208068.9	Bmc	Door handle set WC, for series 104/105	Set	0,60



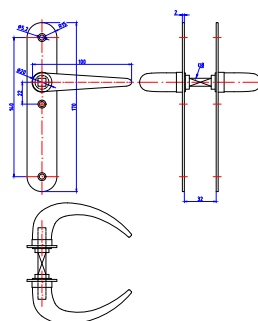
**Door handle set BB**  
**Series 2081**

Art.code	Surface	Article description	Unit	Weight
208168.4	Bp	Door handle set BB, for series 104/105	Set	0,49
208168.6	Bpc	Door handle set BB, for series 104/105	Set	0,49
208168.9	Bmc	Door handle set BB, for series 104/105	Set	0,49



### Door handle set PC Series 2082

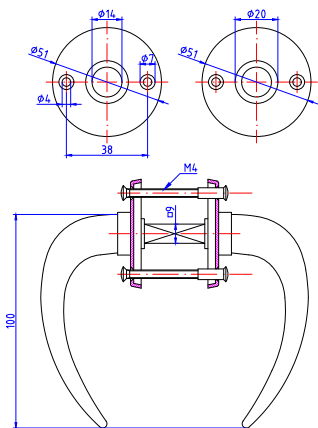
Art.code	Surface	Article description	Unit	Weight
208268.4	Bp	Door handle set PC, for series 104/105	Set	0,49
208268.6	Bpc	Door handle set PC, for series 104/105	Set	0,49
208268.9	Bmc	Door handle set PC, for series 104/105	Set	0,49



### Door handle sets for catch lock 104/105 Series 2083

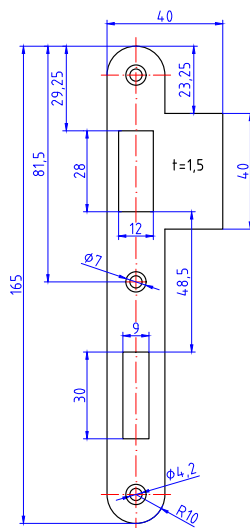
Art.code	Surface	Article description	Unit	Weight
208368.4	Bp	Door handle set Catch lock, for series 104/105	Set	0,51
208368.6	Bpc	Door handle set Catch lock, for series 104/105	Set	0,51
208368.9	Bmc	Door handle set Catch lock, for series 104/105	Set	0,51





**Door handles with round rosets for 104/105  
Series 2050**

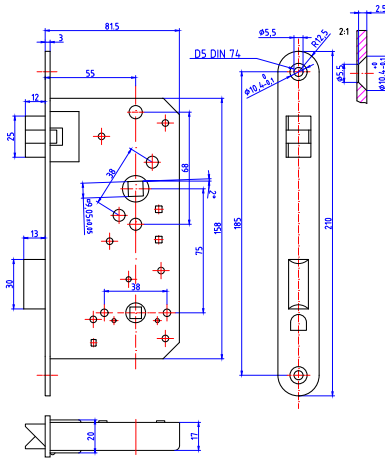
Art.code	Surface	Article description	Unit	Weight
205068.4	Bp	Door handle set 100 mm, with handle rosets 50 mm	Set	0,40
205068.6	Bpc	Door handle set 100 mm, with handle rosets 50 mm	Set	0,40
205068.9	Bmc	Door handle set 100 mm, with handle rosets 50 mm	Set	0,40



### Striking plates for series 104/105

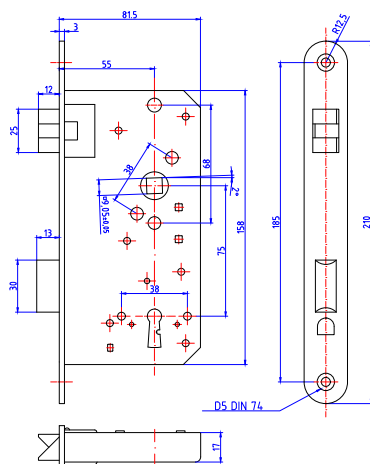
#### Series 2240-43

Art.code	Surface	Article description	Unit	Weight
224031.4	Bp	Striking plate WC, BB, PC, Series 104/105, Ri	Pc.	0,04
224031.6	Bpc	Striking plate WC, BB, PC, Series 104/105, Ri	Pc.	0,04
224031.9	Bmc	Striking plate WC, BB, PC, Series 104/105, Ri	Pc.	0,04
224032.4	Bp	Striking plate WC, BB, PC, Series 104/105, Le	Pc.	0,04
224032.6	Bpc	Striking plate WC, BB, PC, Series 104/105, Le	Pc.	0,04
224032.9	Bmc	Striking plate WC, BB, PC, Series 104/105, Le	Pc.	0,04
224331.4	Bp	Striking plate for Catch lock, Series 104/105, Ri	Pc.	0,04
224331.6	Bpc	Striking plate for Catch lock, Series 104/105, Ri	Pc.	0,04
224331.9	Bmc	Striking plate for Catch lock, Series 104/105, Ri	Pc.	0,04
224332.4	Bp	Striking plate for Catch lock, Series 104/105, Le	Pc.	0,04
224332.6	Bpc	Striking plate for Catch lock, Series 104/105, Le	Pc.	0,04
224332.9	Bmc	Striking plate for Catch lock, Series 104/105, Le	Pc.	0,04



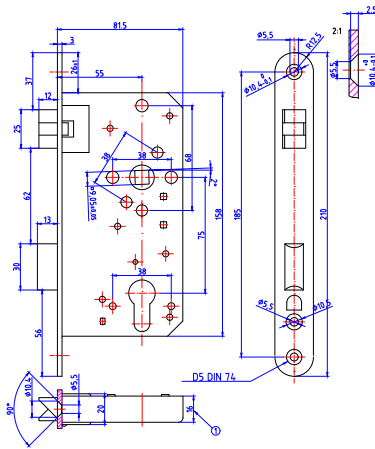
## Mortise lock DIN 81303 WC Series 1000/1010

Art.code	Surface	Article description	Unit	Weight
100031.4	Bp	Mortise lock DIN 81303 A, WC, Solid latch, Ri	Pc.	0,71
100032.4	Bp	Mortise lock DIN 81303 A, WC, Solid latch, Le	Pc.	0,71
101031.4	Bp	Mortise lock DIN 81303 AK, WC, Triple latch, Ri	Pc.	0,72
101032.4	Bp	Mortise lock DIN 81303 AK, WC, Triple latch, Le	Pc.	0,72
171009.4	Bp	Door handles 115 mm, 9 mm, for doors 28-50 mm	Set	0,57
171096.4	Bp	Door handles 115 mm, 9 mm, for doors 48-70 mm	Set	0,57
188011.4	Bp	Escutcheon WC, 165x45 mm, with red/green sign	Pc.	0,11
188012.4	Bp	Escutcheon WC, 165x45 mm, with olive	Pc.	0,21
220031.4	Bp	Striking plate Ri, for mortise and rim locks	Pc.	0,06
220032.4	Bp	Striking plate Le, for mortise and rim locks	Pc.	0,06



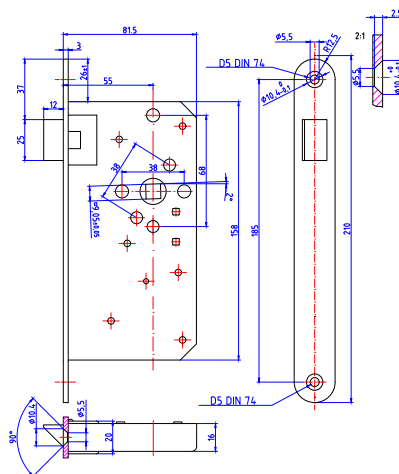
### Mortise lock DIN 81303 BB Series 1001/1011

Art.code	Surface	Article description	Unit	Weight
100131.4	Bp	Mortise lock DIN 81301 A, BB, Solid latch, Ri	Pc.	0,83
100132.4	Bp	Mortise lock DIN 81301 A, BB, Solid latch, Le	Pc.	0,83
101131.4	Bp	Mortise lock DIN 81301 AK, BB, Triple latch, Ri	Pc.	0,73
101132.4	Bp	Mortise lock DIN 81301 AK, BB, Triple latch, Le	Pc.	0,73
171009.4	Bp	Door handles 115 mm, 9 mm, for doors 28-50 mm	Set	0,57
171096.4	Bp	Door handles 115 mm, 9 mm, for doors 48-70 mm	Set	0,57
183011.4	Bp	Escutcheon pair 165x45 mm, BB, distance 75 mm	Set	0,25
220031.4	Bp	Striking plate Ri, for mortise and rim locks	Pc.	0,06
220032.4	Bp	Striking plate Le, for mortise and rim locks	Pc.	0,06



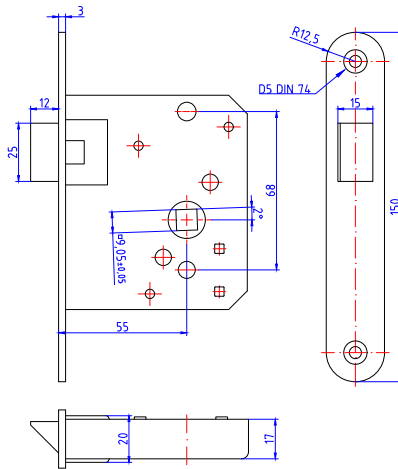
## Mortise lock DIN 81303 PC Series 1002/1012

Art.code	Surface	Article description	Unit	Weight
100231.4	Bp	Mortise lock DIN 81301 B, PC, Solid latch, Ri	Pc.	0,73
100232.4	Bp	Mortise lock DIN 81301 B, PC, Solid latch, Le	Pc.	0,73
101231.4	Bp	Mortise lock DIN 81301 BK, PC, Triple latch, Ri	Pc.	0,70
101232.4	Bp	Mortise lock DIN 81301 BK, PC, Triple latch, Le	Pc.	0,70
171009.4	Bp	Door handles 115 mm, 9 mm, for doors 28-50 mm	Set	0,57
171096.4	Bp	Door handles 115 mm, 9 mm, for doors 48-70 mm	Set	0,57
183012.4	Bp	Escutcheon pair 165x45 mm, PC, distance 75 mm	Set	0,25
220031.4	Bp	Striking plate Ri, for mortise and rim locks	Pc.	0,06
220032.4	Bp	Striking plate Le, for mortise and rim locks	Pc.	0,06



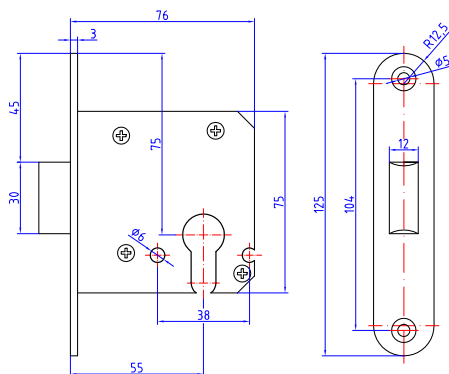
**Mortise catch lock backset 55 mm**  
**Series 1006/1016**

Art.code	Surface	Article description	Unit	Weight
100631.4	Bp	Mortise catch lock, Solid latch, Ri	Pc.	0,59
100632.4	Bp	Mortise catch lock, Solid latch, Le	Pc.	0,59
101631.4	Bp	Mortise catch lock, Triple latch, Ri	Pc.	0,58
101632.4	Bp	Mortise catch lock, Triple latch, Le	Pc.	0,58
171009.4	Bp	Door handles 115 mm, 9 mm, for doors 28-50 mm	Set	0,57
171096.4	Bp	Door handles 115 mm, 9 mm, for doors 48-70 mm	Set	0,57
183010.4	Bp	Escutcheon pair 165x45 mm, blind	Set	0,25
220031F.4	Bp	Striking plate Ri, for mortise catch locks	Pc.	0,06
220032F.4	Bp	Striking plate Le, for mortise catch locks	Pc.	0,06



### Mortise catch lock small 55 mm Series 1003/1013

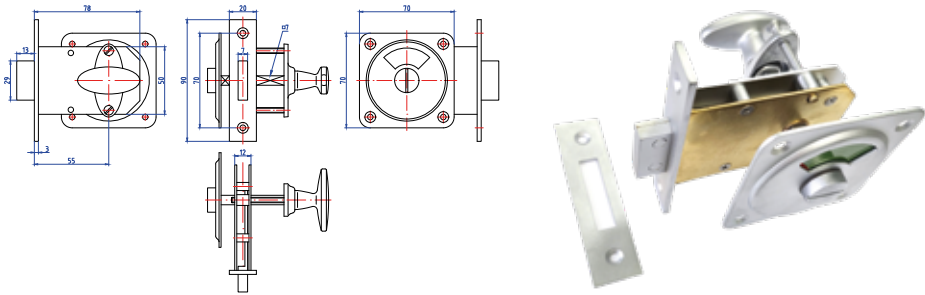
Art.code	Surface	Article description	Unit	Weight
100331.4	Bp	Mortise catch lock DIN 81306 A, Ri, solid latch	Pc.	0,44
100332.4	Bp	Mortise catch lock DIN 81306 A, Le, solid latch	Pc.	0,44
101331.4	Bp	Mortise catch lock DIN 81306 AK, Ri, triple latch	Pc.	0,42
101332.4	Bp	Mortise catch lock DIN 81306 AK, Le, triple latch	Pc.	0,42
171009.4	Bp	Door handles 115 mm, 9 mm, for doors 28-50 mm	Set	0,57
171096.4	Bp	Door handles 115 mm, 9 mm, for doors 48-70 mm	Set	0,57
190300.4	Bp	Handle roset for wood screws	Pc.	0,04
190310.4	Bp	Handle roset pair with screw set M5x45 mm	Set	0,07
220330.4	Bp	Striking plate for catch and rim locks	Pc.	0,03



### Mortise dead lock small 55 mm Series 1005

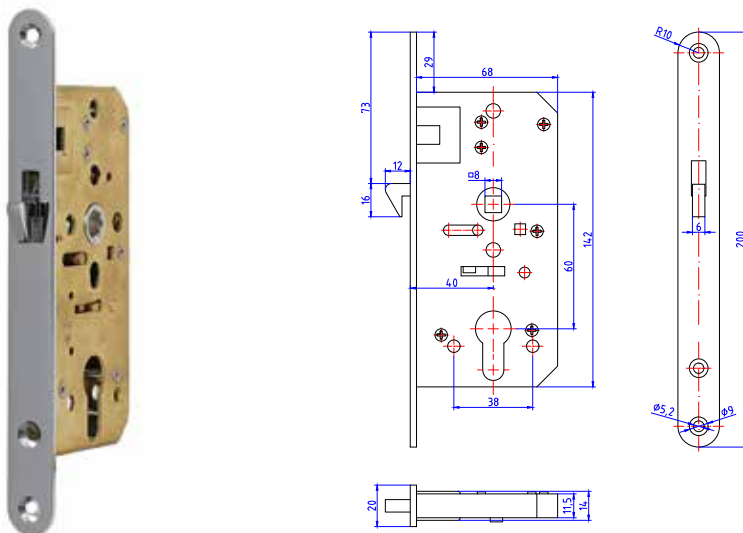
Art.code	Surface	Article description	Unit	Weight
100530.4	Bp	Mortise dead lock PC, DIN 81302 B, Backset 55 mm	Pc.	0,32
100530.6	Bpc	Mortise dead lock PC, DIN 81302 B, Backset 55 mm	Pc.	0,32
100530.9	Bmc	Mortise dead lock PC, DIN 81302 B, Backset 55 mm	Pc.	0,32
190200.4	Bp	Roset PC, for wood screws	Pc.	0,03
190200.6	Bpc	Roset PC, for wood screws	Pc.	0,03
190200.9	Bmc	Roset PC, for wood screws	Pc.	0,03
220430.4	Bp	Striking plate for catch and rim locks	Pc.	0,02
220430.6	Bpc	Striking plate for catch and rim locks	Pc.	0,02
220430.9	Bmc	Striking plate for catch and rim locks	Pc.	0,02





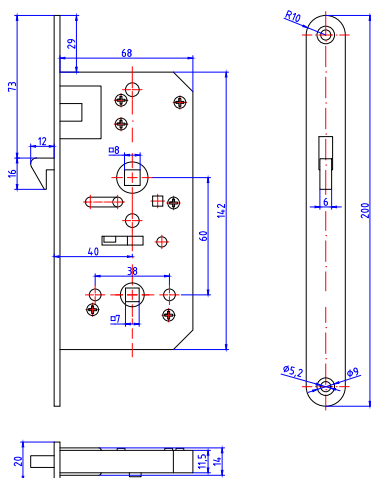
### Mortise dead lock set WC backset 55 mm Series 1093

Art.code	Surface	Article description	Unit	Weight
109300.4	Bp	WC dead lock set with olive and red/green sign	Pc.	0,41
109300.6	Bpc	WC dead lock set with olive and red/green sign	Pc.	0,41
109300.9	Bmc	WC dead lock set with olive and red/green sign	Pc.	0,41
109301.4	Bp	Striking plate for 1093	Pc.	0,02
109301.6	Bpc	Striking plate for 1093	Pc.	0,02
109301.9	Bmc	Striking plate for 1093	Pc.	0,02



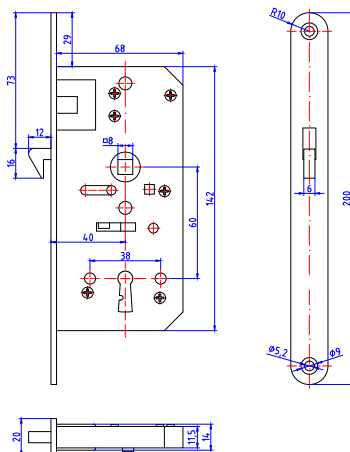
### Sliding door mortise lock PC 40 mm Series 1046

Art.code	Surface	Article description	Unit	Weight
104630.4	Bp	Sliding mortise lock, 40/8/60 mm, PC	Pc.	0,43
104630.6	Bpc	Sliding mortise lock, 40/8/60 mm, PC	Pc.	0,43
104630.9	Bmc	Sliding mortise lock, 40/8/60 mm, PC	Pc.	0,43
104831.4	Bp	Striking plate for sliding door locks 104/105	Pc.	0,05
104831.6	Bpc	Striking plate for sliding door locks 104/105	Pc.	0,05
104831.9	Bmc	Striking plate for sliding door locks 104/105	Pc.	0,05
208268.4	Bp	Door handle set PC, for series 104/105	Set	0,49
208268.6	Bpc	Door handle set PC, for series 104/105	Set	0,49
208268.9	Bmc	Door handle set PC, for series 104/105	Set	0,49



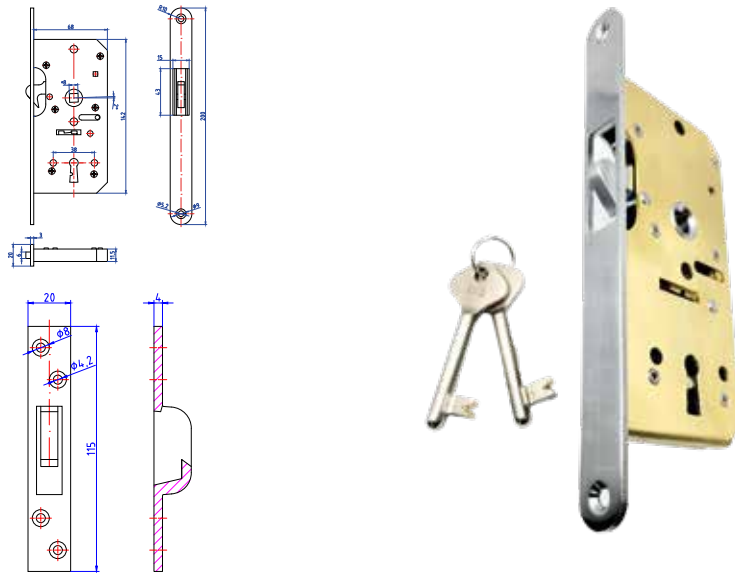
### Sliding door mortise lock WC 40 mm Series 1047

Art.code	Surface	Article description	Unit	Weight
104730.4	Bp	Sliding mortise lock, 40/8/60 mm, WC	Pc.	0,48
104730.6	Bpc	Sliding mortise lock, 40/8/60 mm, WC	Pc.	0,48
104730.9	Bmc	Sliding mortise lock, 40/8/60 mm, WC	Pc.	0,48
104831.4	Bp	Striking plate for sliding door locks 104/105	Pc.	0,05
104831.6	Bpc	Striking plate for sliding door locks 104/105	Pc.	0,05
104831.9	Bmc	Striking plate for sliding door locks 104/105	Pc.	0,05
208068.4	Bp	Door handle set WC, for series 104/105	Set	0,60
208068.6	Bpc	Door handle set WC, for series 104/105	Set	0,60
208068.9	Bmc	Door handle set WC, for series 104/105	Set	0,60



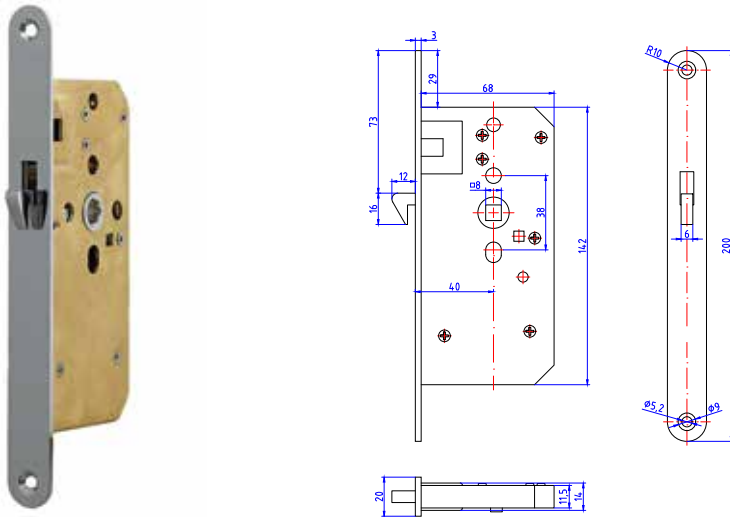
### Sliding door mortise lock BB 40 mm Series 1048

Art.code	Surface	Article description	Unit	Weight
104830.4	Bp	Sliding mortise lock, 40/8/60 mm, BB	Pc.	0,55
104830.6	Bpc	Sliding mortise lock, 40/8/60 mm, BB	Pc.	0,55
104830.9	Bmc	Sliding mortise lock, 40/8/60 mm, BB	Pc.	0,55
104831.4	Bp	Striking plate for sliding door locks 104/105	Pc.	0,05
104831.6	Bpc	Striking plate for sliding door locks 104/105	Pc.	0,05
104831.9	Bmc	Striking plate for sliding door locks 104/105	Pc.	0,05
208168.4	Bp	Door handle set BB, for series 104/105	Set	0,49
208168.6	Bpc	Door handle set BB, for series 104/105	Set	0,49
208168.9	Bmc	Door handle set BB, for series 104/105	Set	0,49



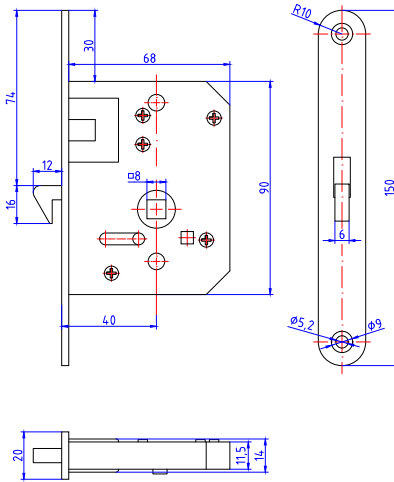
### Sliding door mortise lock 40 mm hidden latch Series 1048VS

Art.code	Surface	Article description	Unit	Weight
1048VS.4	Bp	Sliding mortise lock, 40/8/60 mm, BB, inside hidden latch	Pc.	0,55
1048VS.6	Bpc	Sliding mortise lock, 40/8/60 mm, BB, inside hidden latch	Pc.	0,55
1048VS.9	Bmc	Sliding mortise lock, 40/8/60 mm, BB, inside hidden latch	Pc.	0,55
1048VS31.4	Bp	Striking plate 115x20x4 mm for sliding mortise lock 1048VS	Pc.	0,07
1048VS31.6	Bpc	Striking plate 115x20x4 mm for sliding mortise lock 1048VS	Pc.	0,07
1048VS31.9	Bmc	Striking plate 115x20x4 mm for sliding mortise lock 1048VS	Pc.	0,07



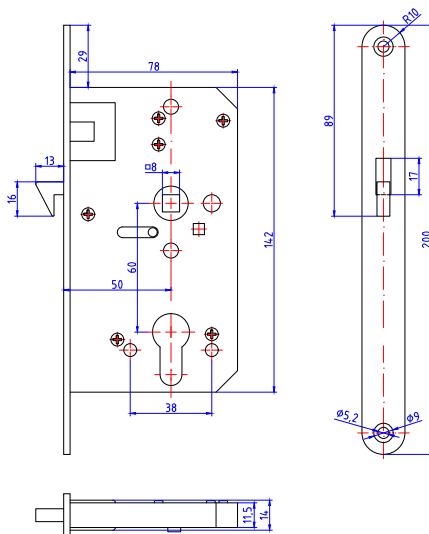
## Sliding door mortise catch lock 40 mm Series 1049

Art.code	Surface	Article description	Unit	Weight
104930.4	Bp	Striking plate for sliding door locks, 40/8 mm	Pc.	0,43
104930.6	Bpc	Striking plate for sliding door locks, 40/8 mm	Pc.	0,43
104930.9	Bmc	Striking plate for sliding door locks, 40/8 mm	Pc.	0,43
208368.4	Bp	Door handle set Catch look, for series 104/105	Set	0,51
208368.6	Bpc	Door handle set Catch look, for series 104/105	Set	0,51
208368.9	Bmc	Door handle set Catch look, for series 104/105	Set	0,51
104831.4	Bp	Striking plate for sliding door locks 104/105	Pc.	0,05
104831.6	Bpc	Striking plate for sliding door locks 104/105	Pc.	0,05
104831.9	Bmc	Striking plate for sliding door locks 104/105	Pc.	0,05



### Sliding door mortise lock light version 40 mm Series 1051

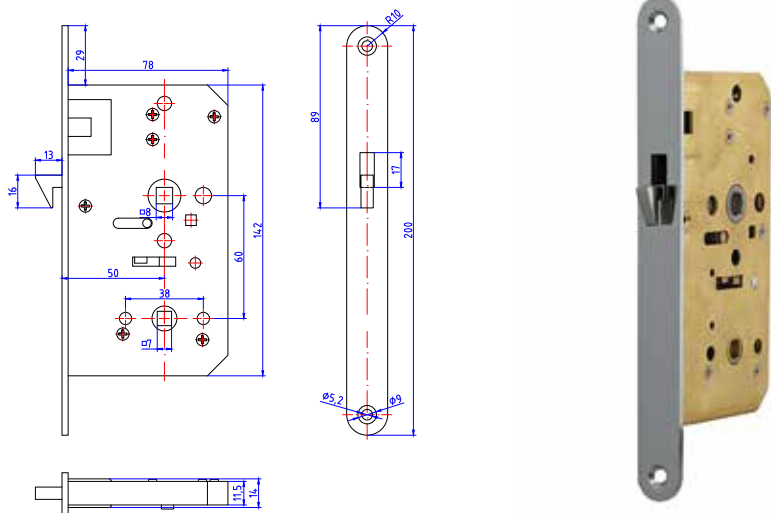
Art.code	Surface	Article description	Unit	Weight
105130.4	Bp	Sliding mortise lock light version, 40/8 mm	Pc.	0,27
105130.6	Bpc	Sliding mortise lock light version, 40/8 mm	Pc.	0,27
105130.9	Bmc	Sliding mortise lock light version, 40/8 mm	Pc.	0,27
208368.4	Bp	Door handle set Catch look, for series 104/105	Set	0,51
208368.6	Bpc	Door handle set Catch look, for series 104/105	Set	0,51
208368.9	Bmc	Door handle set Catch look, for series 104/105	Set	0,51
104831.4	Bp	Striking plate for sliding door locks 104/105	Pc.	0,05
104831.6	Bpc	Striking plate for sliding door locks 104/105	Pc.	0,05
104831.9	Bmc	Striking plate for sliding door locks 104/105	Pc.	0,05



### Sliding door mortise lock PC 50 mm Series 1055

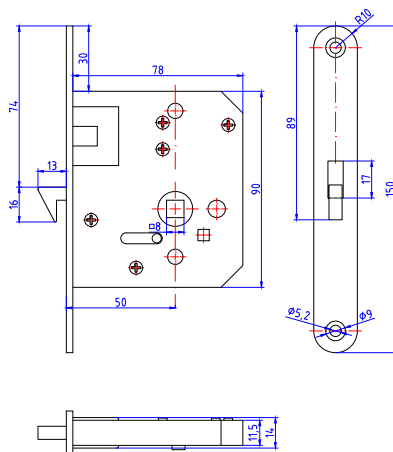
Art.code	Surface	Article description	Unit	Weight
105530.4	Bp	Sliding mortise lock, 50/8/60 mm, PC	Pc.	0,48
105530.6	Bpc	Sliding mortise lock, 50/8/60 mm, PC	Pc.	0,48
105530.9	Bmc	Sliding mortise lock, 50/8/60 mm, PC	Pc.	0,48
208268.4	Bp	Door handle set PC, for series 104/105	Set	0,49
208268.6	Bpc	Door handle set PC, for series 104/105	Set	0,49
208268.9	Bmc	Door handle set PC, for series 104/105	Set	0,49
104831.4	Bp	Striking plate for sliding door locks 104/105	Pc.	0,05
104831.6	Bpc	Striking plate for sliding door locks 104/105	Pc.	0,05
104831.9	Bmc	Striking plate for sliding door locks 104/105	Pc.	0,05





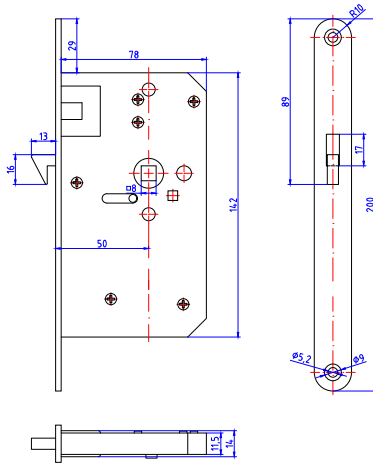
**Sliding door mortise lock WC 50 mm  
Series 1057**

Art.code	Surface	Article description	Unit	Weight
105730.4	Bp	Sliding mortise lock, 50/8/60 mm, WC	Pc.	0,49
105730.6	Bpc	Sliding mortise lock, 50/8/60 mm, WC	Pc.	0,49
105730.9	Bmc	Sliding mortise lock, 50/8/60 mm, WC	Pc.	0,49
208068.4	Bp	Door handle set WC, for series 104/105	Set	0,60
208068.6	Bpc	Door handle set WC, for series 104/105	Set	0,60
208068.9	Bmc	Door handle set WC, for series 104/105	Set	0,60
104831.4	Bp	Striking plate for sliding door locks 104/105	Pc.	0,05
104831.6	Bpc	Striking plate for sliding door locks 104/105	Pc.	0,05
104831.9	Bmc	Striking plate for sliding door locks 104/105	Pc.	0,05



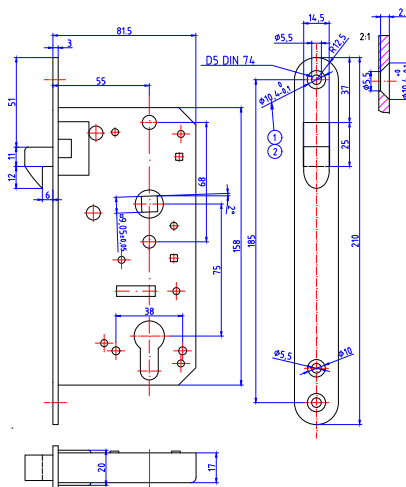
### Sliding door mortise lock light version 50 mm Series 1058

Art.code	Surface	Article description	Unit	Weight
105830.4	Bp	Sliding mortise lock light version, 50/8 mm	Pc.	0,30
105830.6	Bpc	Sliding mortise lock light version, 50/8 mm	Pc.	0,30
105830.9	Bmc	Sliding mortise lock light version, 50/8 mm	Pc.	0,30
208368.4	Bp	Door handle set Catch look, for series 104/105	Set	0,51
208368.6	Bpc	Door handle set Catch look, for series 104/105	Set	0,51
208368.9	Bmc	Door handle set Catch look, for series 104/105	Set	0,51
104831.4	Bp	Striking plate for sliding door locks 104/105	Pc.	0,05
104831.6	Bpc	Striking plate for sliding door locks 104/105	Pc.	0,05
104831.9	Bmc	Striking plate for sliding door locks 104/105	Pc.	0,05



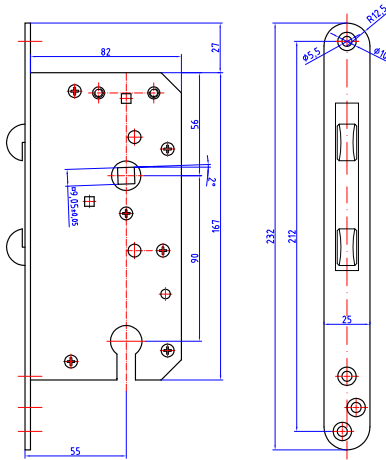
### Sliding door mortise catch lock 50 mm Series 1059

Art.code	Surface	Article description	Unit	Weight
105930.4	Bp	Striking plate for sliding door locks, 50/8 mm	Pc.	0,45
105930.6	Bpc	Striking plate for sliding door locks, 50/8 mm	Pc.	0,45
105930.9	Bmc	Striking plate for sliding door locks, 50/8 mm	Pc.	0,45
208368.4	Bp	Door handle set Catch look, for series 104/105	Set	0,51
208368.6	Bpc	Door handle set Catch look, for series 104/105	Set	0,51
208368.9	Bmc	Door handle set Catch look, for series 104/105	Set	0,51
104831.4	Bp	Striking plate for sliding door locks 104/105	Pc.	0,05
104831.6	Bpc	Striking plate for sliding door locks 104/105	Pc.	0,05
104831.9	Bmc	Striking plate for sliding door locks 104/105	Pc.	0,05



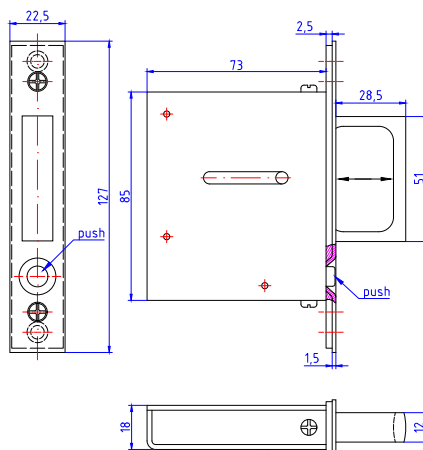
### Sliding door mortise lock PC 55 mm Series 1056

Art.code	Surface	Article description	Unit	Weight
105630.0	Stain brushed	Sliding door mortise lock DIN 81304 E, 55/9/75 mm, PC	Pc.	0,78
105630.4	Bp	Sliding door mortise lock DIN 81304 E, 55/9/75 mm, PC	Pc.	0,78
105630.6	Bpc	Sliding door mortise lock DIN 81304 E, 55/9/75 mm, PC	Pc.	0,78
105630.9	Bmc	Sliding door mortise lock DIN 81304 E, 55/9/75 mm, PC	Pc.	0,78
171009.4	Bp	Door handles 115 mm, 9 mm, for doors 28-50 mm	Set	0,57
171009.6	Bpc	Door handles 115 mm, 9 mm, for doors 28-50 mm	Set	0,57
171009.9	Bmc	Door handles 115 mm, 9 mm, for doors 28-50 mm	Set	0,57
183012.4	Bp	Escutcheon pair 165x45 mm, PC, distance 75 mm	Set	0,25
183012.6	Bpc	Escutcheon pair 165x45 mm, PC, distance 75 mm	Set	0,25
183012.9	Bmc	Escutcheon pair 165x45 mm, PC, distance 75 mm	Set	0,25
225603.4	Bp	Striking plate for sliding door lock 1056	Pc.	0,03
225603.6	Bpc	Striking plate for sliding door lock 1056	Pc.	0,03
225603.9	Bmc	Striking plate for sliding door lock 1056	Pc.	0,03



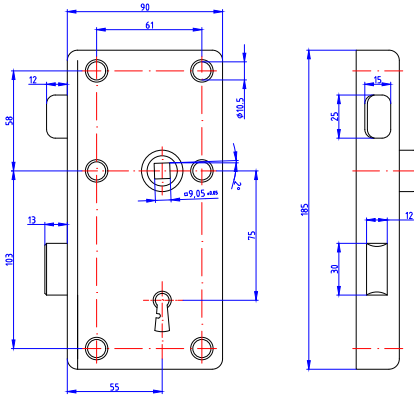
### Sliding door mortise lock DIN 81304 B PC 55 mm Series 1009

Art.code	Surface	Article description	Unit	Weight
100930.4	Bp	Sliding door mortise lock PC, 55/9/90 mm	Pc.	0,89
100930.6	Bpc	Sliding door mortise lock PC, 55/9/90 mm	Pc.	0,89
100930.9	Bmc	Sliding door mortise lock PC, 55/9/90 mm	Pc.	0,89
200969.4	Bp	Door handle set PC for 1009	Set	2,45
200969.6	Bpc	Door handle set PC for 1009	Set	2,45
200969.9	Bmc	Door handle set PC for 1009	Set	2,45
220830.4	Bp	Locking block for sliding door mortise lock 1009	Pc.	0,41
220830.6	Bpc	Locking block for sliding door mortise lock 1009	Pc.	0,41
220830.9	Bmc	Locking block for sliding door mortise lock 1009	Pc.	0,41



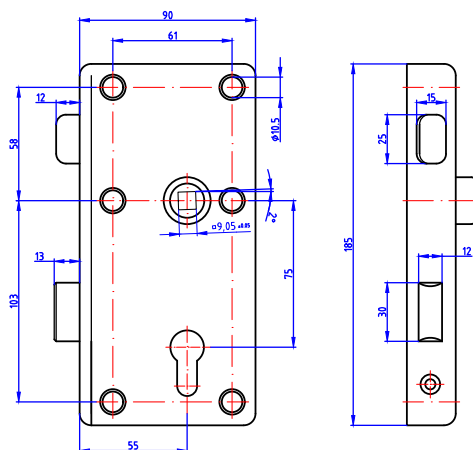
### Sliding door mortise hook lock Series 1045

Art.code	Surface	Article description	Unit	Weight
104500.4	Bp	Push button sliding door lock	Pc.	0,58
104500.6	Bpc	Push button sliding door lock	Pc.	0,58
104500.9	Bmc	Push button sliding door lock	Pc.	0,58



### Rim lock DIN 81311 A BB Series 1101

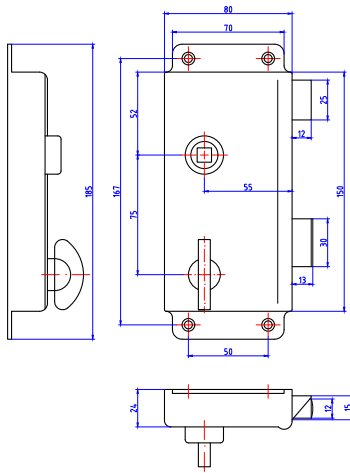
Art.code	Surface	Article description	Unit	Weight
110101.4	Bp	Heavy rim lock, DIN 81311 A, BB, 55/9/75 mm, Ri/A	Pc.	1,56
110101.6	Bpc	Heavy rim lock, DIN 81311 A, BB, 55/9/75 mm, Ri/A	Pc.	1,56
110101.9	Bmc	Heavy rim lock, DIN 81311 A, BB, 55/9/75 mm, Ri/A	Pc.	1,56
110102.4	Bp	Heavy rim lock, DIN 81311 A, BB, 55/9/75 mm, Le/A	Pc.	1,56
110102.6	Bpc	Heavy rim lock, DIN 81311 A, BB, 55/9/75 mm, Le/A	Pc.	1,56
110102.9	Bmc	Heavy rim lock, DIN 81311 A, BB, 55/9/75 mm, Le/A	Pc.	1,56
171139.4	Bp	Door handles DIN 81317 E, for rim lock, TS 32-43 mm	Set	0,57
171139.6	Bpc	Door handles DIN 81317 E, for rim lock, TS 32-43 mm	Set	0,57
171139.9	Bmc	Door handles DIN 81317 E, for rim lock, TS 32-43 mm	Set	0,57
180101.4	Bp	Escutcheon 230 mm, BB	Pc.	0,13
180101.6	Bpc	Escutcheon 230 mm, BB	Pc.	0,13
180101.9	Bmc	Escutcheon 230 mm, BB	Pc.	0,13
210012.4	Bp	Extra key, 110 mm	Pc.	0,06
210012.6	Bpc	Extra key, 110 mm	Pc.	0,06
210012.9	Bmc	Extra key, 110 mm	Pc.	0,06
222100.4	Bp	Striking box for heavy rim locks Series 1101/1140-42	Pc.	0,21
222100.6	Bpc	Striking box for heavy rim locks Series 1101/1140-42	Pc.	0,21
222100.9	Bmc	Striking box for heavy rim locks Series 1101/1140-42	Pc.	0,21



### Rim lock DIN 81311 B PC Series 1102

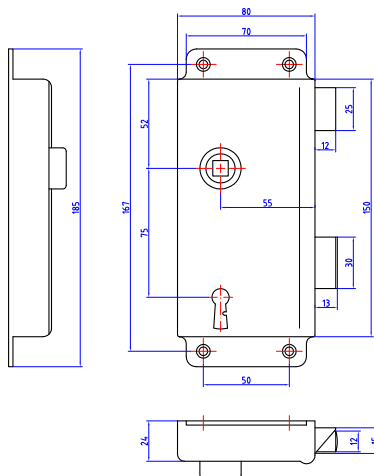
Art.code	Surface	Article description	Unit	Weight
110201.4	Bp	Heavy rim lock, DIN 81311 B, PC, 55/9/75 mm, Ri/A	Pc.	1,56
110201.6	Bpc	Heavy rim lock, DIN 81311 B, PC, 55/9/75 mm, Ri/A	Pc.	1,56
110201.9	Bmc	Heavy rim lock, DIN 81311 B, PC, 55/9/75 mm, Ri/A	Pc.	1,56
110202.4	Bp	Heavy rim lock, DIN 81311 B, PC, 55/9/75 mm, Le/A	Pc.	1,56
110202.6	Bpc	Heavy rim lock, DIN 81311 B, PC, 55/9/75 mm, Le/A	Pc.	1,56
110202.9	Bmc	Heavy rim lock, DIN 81311 B, PC, 55/9/75 mm, Le/A	Pc.	1,56
171139.4	Bp	Door handles DIN 81317 E, for rim lock, TS 32-43 mm	Set	0,57
171139.6	Bpc	Door handles DIN 81317 E, for rim lock, TS 32-43 mm	Set	0,57
171139.9	Bmc	Door handles DIN 81317 E, for rim lock, TS 32-43 mm	Set	0,57
180200.4	Bp	Escutcheon 230 mm, PC	Pc.	0,13
180200.6	Bpc	Escutcheon 230 mm, PC	Pc.	0,13
180200.9	Bmc	Escutcheon 230 mm, PC	Pc.	0,13
222100.4	Bp	Striking box for heavy rim locks Series 1101/1140-42	Pc.	0,21
222100.6	Bpc	Striking box for heavy rim locks Series 1101/1140-42	Pc.	0,21
222100.9	Bmc	Striking box for heavy rim locks Series 1101/1140-42	Pc.	0,21





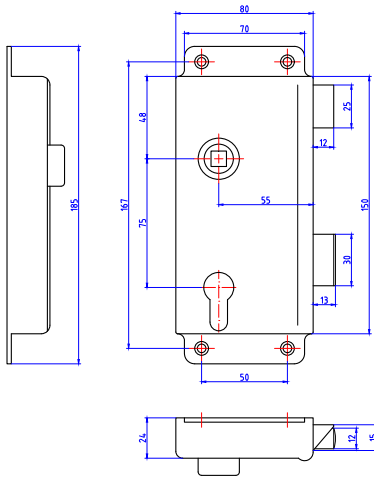
### Rim lock with flange WC Series 1140

Art.code	Surface	Article description	Unit	Weight
114001.4	Bp	Rim lock DIN 81309, WC, 55/9/75 mm, Ri/A	Pc.	1,11
114001.6	Bpc	Rim lock DIN 81309, WC, 55/9/75 mm, Ri/A	Pc.	1,11
114001.9	Bmc	Rim lock DIN 81309, WC, 55/9/75 mm, Ri/A	Pc.	1,11
114002.4	Bp	Rim lock DIN 81309, WC, 55/9/75 mm, Le/A	Pc.	1,11
114002.6	Bpc	Rim lock DIN 81309, WC, 55/9/75 mm, Le/A	Pc.	1,11
114002.9	Bmc	Rim lock DIN 81309, WC, 55/9/75 mm, Le/A	Pc.	1,11
171139.4	Bp	Door handles DIN 81317 E, for rim lock, TS 32-43 mm	Set	0,57
171139.6	Bpc	Door handles DIN 81317 E, for rim lock, TS 32-43 mm	Set	0,57
171139.9	Bmc	Door handles DIN 81317 E, for rim lock, TS 32-43 mm	Set	0,57
180001.4	Bp	Escutcheon 230 mm, WC with red-green sign	Pc.	0,13
180001.6	Bpc	Escutcheon 230 mm, WC with red-green sign	Pc.	0,13
180001.9	Bmc	Escutcheon 230 mm, WC with red-green sign	Pc.	0,13
222100.4	Bp	Striking box for heavy rim locks Series 1101/1140-42	Pc.	0,21
222100.6	Bpc	Striking box for heavy rim locks Series 1101/1140-42	Pc.	0,21
222100.9	Bmc	Striking box for heavy rim locks Series 1101/1140-42	Pc.	0,21



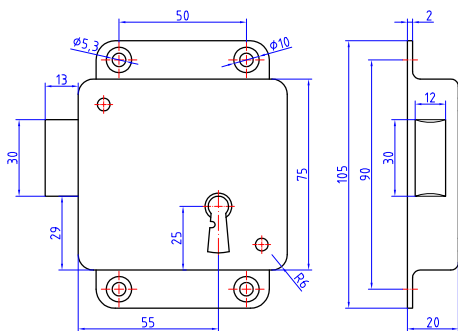
### Rim lock with flange BB Series 1141

Art.code	Surface	Article description	Unit	Weight
114101.4	Bp	Rim lock DIN 81307 A, BB, 55/9/75 mm, Ri/A	Pc.	1,15
114101.6	Bpc	Rim lock DIN 81307 A, BB, 55/9/75 mm, Ri/A	Pc.	1,15
114101.9	Bmc	Rim lock DIN 81307 A, BB, 55/9/75 mm, Ri/A	Pc.	1,15
114102.4	Bp	Rim lock DIN 81307 A, BB, 55/9/75 mm, Le/A	Pc.	1,15
114102.6	Bpc	Rim lock DIN 81307 A, BB, 55/9/75 mm, Le/A	Pc.	1,15
114102.9	Bmc	Rim lock DIN 81307 A, BB, 55/9/75 mm, Le/A	Pc.	1,15
171139.4	Bp	Door handles DIN 81317 E, for rim lock, TS 32-43 mm	Set	0,57
180101.4	Bp	Escutcheon 230 mm, BB	Pc.	0,13
180101.6	Bpc	Escutcheon 230 mm, BB	Pc.	0,13
180101.9	Bmc	Escutcheon 230 mm, BB	Pc.	0,13
210012.4	Bp	Extra key, 110 mm	Pc.	0,06
210012.6	Bpc	Extra key, 110 mm	Pc.	0,06
210012.9	Bmc	Extra key, 110 mm	Pc.	0,06
222100.4	Bp	Striking box for heavy rim locks Series 1101/1140-42	Pc.	0,21
222100.6	Bpc	Striking box for heavy rim locks Series 1101/1140-42	Pc.	0,21
222100.9	Bmc	Striking box for heavy rim locks Series 1101/1140-42	Pc.	0,21



### Rim lock with flange PC Series 1142

Art.code	Surface	Article description	Unit	Weight
114201.4	Bp	Rim lock DIN 81307 B, PC, 55/9/75 mm, Ri/A	Pc.	1,00
114201.6	Bpc	Rim lock DIN 81307 B, PC, 55/9/75 mm, Ri/A	Pc.	1,00
114201.9	Bmc	Rim lock DIN 81307 B, PC, 55/9/75 mm, Ri/A	Pc.	1,00
114202.4	Bp	Rim lock DIN 81307 B, PC, 55/9/75 mm, Le/A	Pc.	1,00
114202.6	Bpc	Rim lock DIN 81307 B, PC, 55/9/75 mm, Le/A	Pc.	1,00
171139.4	Bp	Door handles DIN 81317 E, for rim lock, TS 32-43 mm	Set	0,57
171139.6	Bpc	Door handles DIN 81317 E, for rim lock, TS 32-43 mm	Set	0,57
171139.9	Bmc	Door handles DIN 81317 E, for rim lock, TS 32-43 mm	Set	0,57
180200.4	Bp	Escutcheon 230 mm, PC	Pc.	0,13
180200.6	Bpc	Escutcheon 230 mm, PC	Pc.	0,13
180200.9	Bmc	Escutcheon 230 mm, PC	Pc.	0,13
222100.4	Bp	Striking box for heavy rim locks Series 1101/1140-42	Pc.	0,21
222100.6	Bpc	Striking box for heavy rim locks Series 1101/1140-42	Pc.	0,21
222100.9	Bmc	Striking box for heavy rim locks Series 1101/1140-42	Pc.	0,21

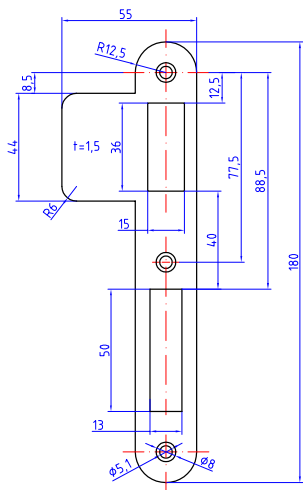


### Rim dead lock DIN 81308 A BB Series 1144

Art.code	Surface	Article description	Unit	Weight
114401.4	Bp	Rim dead lock DIN 81308 A, BB, Ri/A	Pc.	0,59
114401.6	Bpc	Rim dead lock DIN 81308 A, BB, Ri/A	Pc.	0,59
114401.9	Bmc	Rim dead lock DIN 81308 A, BB, Ri/A	Pc.	0,59
114402.4	Bp	Rim dead lock DIN 81308 A, BB, Le/A	Pc.	0,59
114402.6	Bpc	Rim dead lock DIN 81308 A, BB, Le/A	Pc.	0,59
114402.9	Bmc	Rim dead lock DIN 81308 A, BB, Le/A	Pc.	0,59
190401.4	Bp	Escutcheon BB, for wood screws	Pc.	0,03
190401.6	Bpc	Escutcheon BB, for wood screws	Pc.	0,03
190401.9	Bmc	Escutcheon BB, for wood screws	Pc.	0,03
210012.4	Bp	Extra key, 110 mm	Pc.	0,06
210012.6	Bpc	Extra key, 110 mm	Pc.	0,06
210012.9	Bmc	Extra key, 110 mm	Pc.	0,06
222400.4	Bp	Striking box for dead and rim locks	Pc.	0,10
222400.6	Bpc	Striking box for dead and rim locks	Pc.	0,10
222400.9	Bmc	Striking box for dead and rim locks	Pc.	0,10



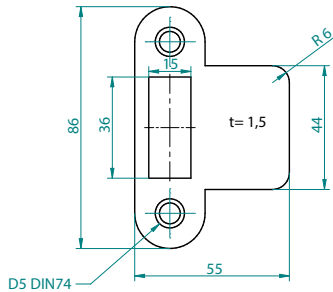
Art.code	Surface	Article description	Unit	Weight
114501.4	Bp	Rim dead lock DIN 81308 B, PC, Ri/A	Pc.	0,45
114501.6	Bpc	Rim dead lock DIN 81308 B, PC, Ri/A	Pc.	0,45
114501.9	Bmc	Rim dead lock DIN 81308 B, PC, Ri/A	Pc.	0,45
114502.4	Bp	Rim dead lock DIN 81308 B, PC, Le/A	Pc.	0,45
114502.6	Bpc	Rim dead lock DIN 81308 B, PC, Le/A	Pc.	0,45
114502.9	Bmc	Rim dead lock DIN 81308 B, PC, Le/A	Pc.	0,45
190200.4	Bp	Roset PC, for wood screws	Pc.	0,03
190200.6	Bpc	Roset PC, for wood screws	Pc.	0,03
190200.9	Bmc	Roset PC, for wood screws	Pc.	0,03
222400.4	Bp	Striking box for dead and rim locks	Pc.	0,10
222400.6	Bpc	Striking box for dead and rim locks	Pc.	0,10
222400.9	Bmc	Striking box for dead and rim locks	Pc.	0,10



### Striking plate DIN 81314 A

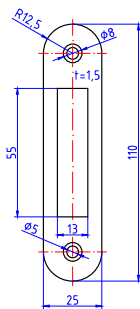
#### Series 220031/32

Art.code	Surface	Article description	Unit	Weight
220031.4	Bp	Striking plate Ri, for mortise and rim locks	Pc.	0,06
220031.6	Bpc	Striking plate Ri, for mortise and rim locks	Pc.	0,06
220031.9	Bmc	Striking plate Ri, for mortise and rim locks	Pc.	0,06
220031F.4	Bp	Striking plate Ri, for mortise catch locks	Pc.	0,06
220031F.6	Bpc	Striking plate Ri, for mortise catch locks	Pc.	0,06
220031F.9	Bmc	Striking plate Ri, for mortise catch locks	Pc.	0,06
220032.4	Bp	Striking plate Le, for mortise and rim locks	Pc.	0,06
220032.6	Bpc	Striking plate Le, for mortise and rim locks	Pc.	0,06
220032.9	Bmc	Striking plate Le, for mortise and rim locks	Pc.	0,06
220032F.4	Bp	Striking plate Le, for mortise catch locks	Pc.	0,06
220032F.6	Bpc	Striking plate Le, for mortise catch locks	Pc.	0,06
220032F.9	Bmc	Striking plate Le, for mortise catch locks	Pc.	0,06



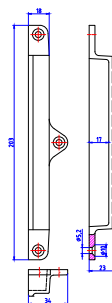
### Striking plate DIN 81314 B Series 220330

Art.code	Surface	Article description	Unit	Weight
220330.4	Bp	Striking plate for catch and rim locks	Pc.	0,03
220330.6	Bpc	Striking plate for catch and rim locks	Pc.	0,03
220330.9	Bmc	Striking plate for catch and rim locks	Pc.	0,03



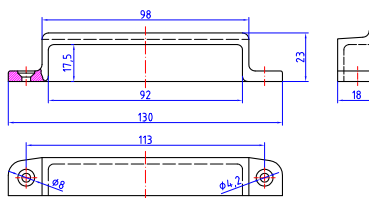
### Striking plate DIN 81314 C Series 220430

Art.code	Surface	Article description	Unit	Weight
220430.4	Bp	Striking plate for catch and rim locks	Pc.	0,02
220430.6	Bpc	Striking plate for catch and rim locks	Pc.	0,02
220430.9	Bmc	Striking plate for catch and rim locks	Pc.	0,02



### Striking box brass Series 2221

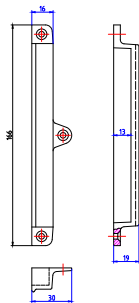
Art.code	Surface	Article description	Unit	Weight
222100.4	Bp	Striking box for heavy rim locks Series 1101/1140-42	Pc.	0,21
222100.6	Bpc	Striking box for heavy rim locks Series 1101/1140-42	Pc.	0,21
222100.9	Bmc	Striking box for heavy rim locks Series 1101/1140-42	Pc.	0,21



### Striking box DIN 81315 A Series 2224

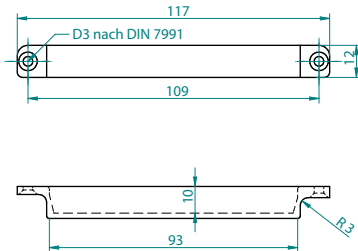
Art.code	Surface	Article description	Unit	Weight
222400.4	Bp	Striking box for dead and rim locks	Pc.	0,10
222400.6	Bpc	Striking box for dead and rim locks	Pc.	0,10
222400.9	Bmc	Striking box for dead and rim locks	Pc.	0,10





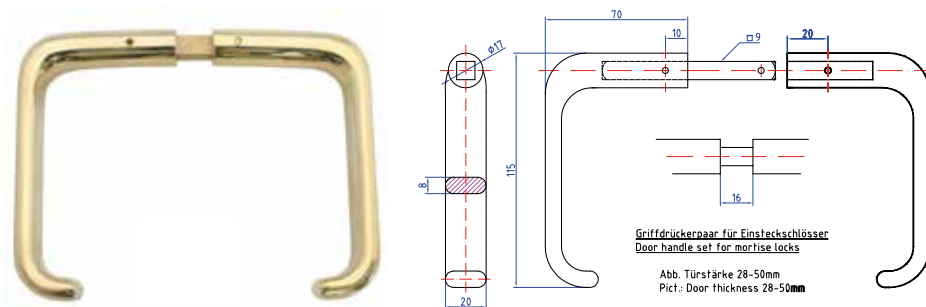
**Striking box for small rim locks**  
**Series 2250**

Art.code	Surface	Article description	Unit	Weight
225000.4	Bp	Striking box 165 mm for series 1160/61	Pc.	0,13
225000.6	Bpc	Striking box 165 mm for series 1160/61	Pc.	0,13
225000.9	Bmc	Striking box 165 mm for series 1160/61	Pc.	0,13



**Striking box for series 1164/65**  
**Series 2270**

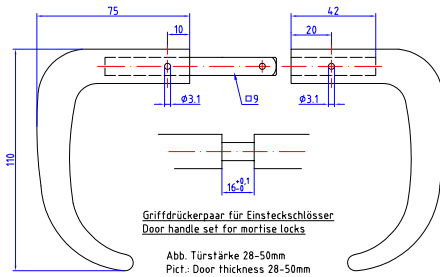
Art.code	Surface	Article description	Unit	Weight
227000.4	Bp	Striking box for series 1164/65	Pc.	0,05
227000.6	Bpc	Striking box for series 1164/65	Pc.	0,05
227000.9	Bmc	Striking box for series 1164/65	Pc.	0,05



### Door handles for mortise locks

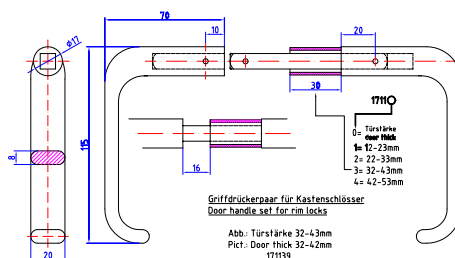
#### Series 1710

Art.code	Surface	Article description	Unit	Weight
171009.4	Bp	Door handles 115 mm, 9 mm, for doors 28-50 mm	Set	0,57
171009.6	Bpc	Door handles 115 mm, 9 mm, for doors 28-50 mm	Set	0,57
171009.9	Bmc	Door handles 115 mm, 9 mm, for doors 28-50 mm	Set	0,57
171096.4	Bp	Door handles 115 mm, 9 mm, for doors 48-70 mm	Set	0,57
171096.6	Bpc	Door handles 115 mm, 9 mm, for doors 48-70 mm	Set	0,57
171096.9	Bmc	Door handles 115 mm, 9 mm, for doors 48-70 mm	Set	0,57



### Door handles for mortise locks Series 1720

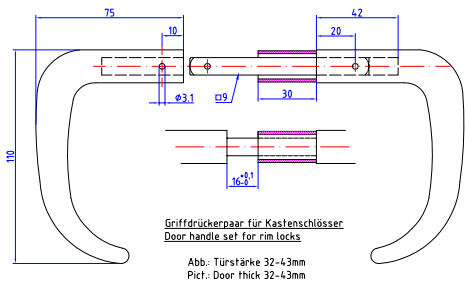
Art.code	Surface	Article description	Unit	Weight
172008.4	Bp	Door handles 110 mm, Vkt, 8 mm, TS 28-50 mm	Set	0,51
172008.6	Bpc	Door handles 110 mm, Vkt, 8 mm, TS 28-50 mm	Set	0,51
172008.9	Bmc	Door handles 110 mm, Vkt, 8 mm, TS 28-50 mm	Set	0,51
172009.4	Bp	Door handles 110 mm, 9 mm, for doors 28-50 mm	Set	0,55
172009.6	Bpc	Door handles 110 mm, 9 mm, for doors 28-50 mm	Set	0,55
172009.9	Bmc	Door handles 110 mm, 9 mm, for doors 28-50 mm	Set	0,55



### Door handles for rim locks

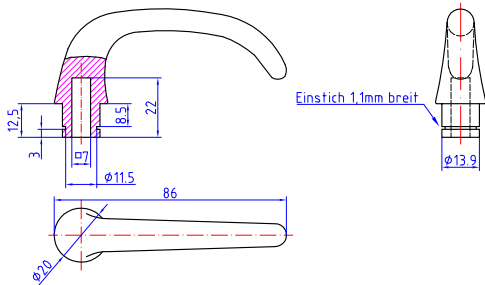
#### Series 1711

Art.code	Surface	Article description	Unit	Weight
171139.4	Bp	Door handles DIN 81317 E, for rim lock, TS 32-43 mm	Set	0,57
171139.6	Bpc	Door handles DIN 81317 E, for rim lock, TS 32-43 mm	Set	0,57
171139.9	Bmc	Door handles DIN 81317 E, for rim lock, TS 32-43 mm	Set	0,57
171149.4	Bp	Door handles DIN 81317 E, for rim lock, TS 42-53 mm	Pair	0,57
171149.6	Bpc	Door handles DIN 81317 E, for rim lock, TS 42-53 mm	Pair	0,57
171149.9	Bmc	Door handles DIN 81317 E, for rim lock, TS 42-53 mm	Pair	0,57
171159.4	Bp	Door handles DIN 81317 E, for rim lock, TS 52-63 mm	Pair	0,57
171159.6	Bpc	Door handles DIN 81317 E, for rim lock, TS 52-63 mm	Pair	0,57
171159.9	Bmc	Door handles DIN 81317 E, for rim lock, TS 52-63 mm	Pair	0,57
171169.4	Bp	Door handles DIN 81317 E, for rim lock, TS 63-74 mm	Set	0,57
171169.6	Bpc	Door handles DIN 81317 E, for rim lock, TS 63-74 mm	Set	0,57
171169.9	Bmc	Door handles DIN 81317 E, for rim lock, TS 63-74 mm	Set	0,57



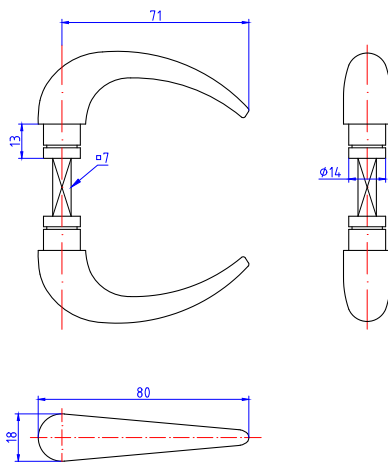
### Door handles for rim locks Series 1721

Art.code	Surface	Article description	Unit	Weight
172109.4	Bp	Door handles 110 mm, for rim lock, 9 mm, for doors 2-13 mm	Set	0,54
172109.6	Bpc	Door handles 110 mm, for rim lock, 9 mm, for doors 2-13 mm	Set	0,54
172109.9	Bmc	Door handles 110 mm, for rim lock, 9 mm, for doors 2-13 mm	Set	0,54



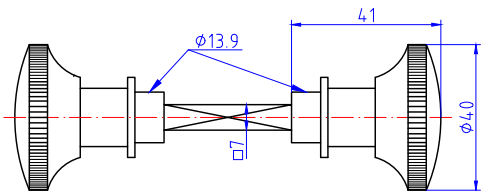
### Door handle set 86 mm for tiny mortise locks Series 1740

Art.code	Surface	Article description	Unit	Weight
174007.4	Bp	Door handles 86 mm, 7 mm square hole	Pair	0,20
174007.6	Bpc	Door handles 86 mm, 7 mm square hole	Pair	0,22
174007.9	Bmc	Door handles 86 mm, 7 mm square hole	Pair	0,22
174008.4	Bp	Door handles 86 mm, 8 mm square hole	Pair	0,21
174008.6	Bpc	Door handles 86 mm, 8 mm square hole	Pair	0,21
174008.9	Bmc	Door handles 86 mm, 8 mm square hole	Pair	0,21



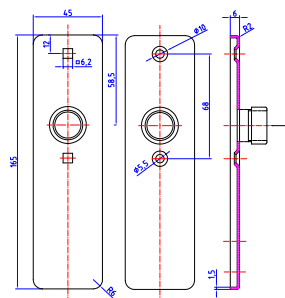
### Door handle set 70 mm for tiny rim locks Series 1751

Art.code	Surface	Article description	Unit	Weight
175107.4	Bp	Door handle set tiny version 70 mm, mit 7 mm square hole	Pair	0,19
175107.6	Bpc	Door handle set tiny version 70 mm, mit 7 mm square hole	Pair	0,19
175107.9	Bmc	Door handle set tiny version 70 mm, mit 7 mm square hole	Pair	0,19



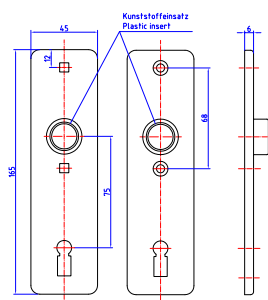
### Knob-Knob handle pair for mortise and rim locks Series 1780/81

Art.code	Surface	Article description	Unit	Weight
178007.4	Bp	Knob-Knob handle pair for mortise and rim locks, 7 mm square hole	Pc.	0,32
178007.6	Bpc	Knob-Knob handle pair for mortise and rim locks, 7 mm square hole	Pair	0,32
178007.9	Bmc	Knob-Knob handle pair for mortise and rim locks, 7 mm square hole	Pc.	0,32
178107.4	Bp	Knob-Knob handle pair for mortise and rim locks, 7 mm square hole	Pc.	0,37
178107.6	Bpc	Knob-Knob handle pair for mortise and rim locks, 7 mm square hole	Pc.	0,37
178107.9	Bmc	Knob-Knob handle pair for mortise and rim locks, 7 mm square hole	Pc.	0,37



### Escutcheons blind 165x45 mm Series 183010

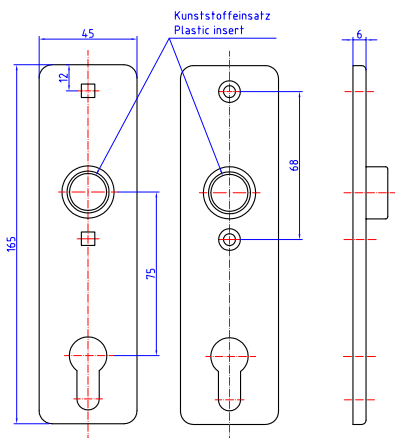
Art.code	Surface	Article description	Unit	Weight
183010.4	Bp	Escutcheon pair 165x45 mm, blind	Set	0,25
183010.6	Bpc	Escutcheon pair 165x45 mm, blind	Set	0,25
183010.9	Bmc	Escutcheon pair 165x45 mm, blind	Set	0,25



### Escutcheons BB 165x45 mm Series 183011

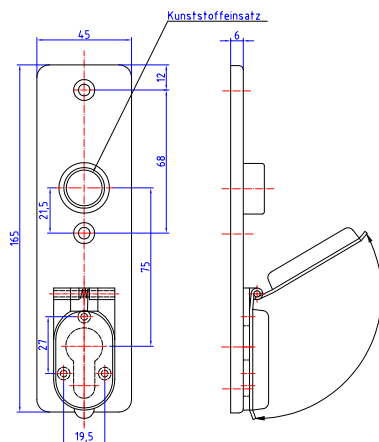
Art.code	Surface	Article description	Unit	Weight
183011.4	Bp	Escutcheon pair 165x45 mm, BB, distance 75 mm	Set	0,25
183011.6	Bpc	Escutcheon pair 165x45 mm, BB, distance 75 mm	Set	0,25
183011.9	Bmc	Escutcheon pair 165x45 mm, BB, distance 75 mm	Set	0,25





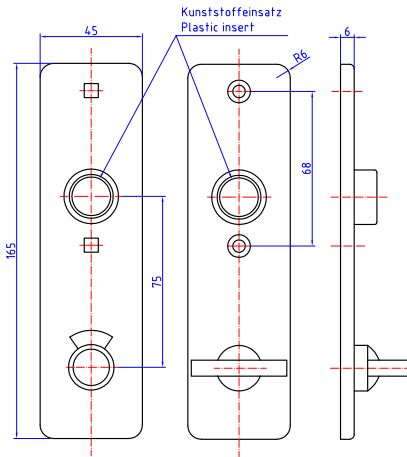
**Escutcheons PC 165x45 mm**  
**Series 183012**

Art.code	Surface	Article description	Unit	Weight
183012.4	Bp	Escutcheon pair 165x45 mm, PC, distance 75 mm	Set	0,25
183012.6	Bpc	Escutcheon pair 165x45 mm, PC, distance 75 mm	Set	0,25
183012.9	Bmc	Escutcheon pair 165x45 mm, PC, distance 75 mm	Set	0,25



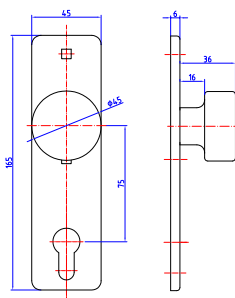
### Escutcheon PC with coverplate 165x45 mm Series 183512/19

Art.code	Surface	Article description	Unit	Weight
183512.4	Bp	Escutcheon plate 165x45 mm, PC, distance 75 mm, coverplate 12 mm	Pc.	0,14
183512.6	Bpc	Escutcheon plate 165x45 mm, PC, distance 75 mm, coverplate 12 mm	Pc.	0,14
183512.9	Bmc	Escutcheon plate 165x45 mm, PC, distance 75 mm, coverplate 12 mm	Pc.	0,14
183519.4	Bp	Escutcheon plate 165x45 mm, PC, distance 75 mm, Ms coverplate 17 mm, Square fixing holes	Pc.	0,14
183519.6	Bpc	Escutcheon plate 165x45 mm, PC, distance 75 mm, Ms coverplate 17 mm, Square fixing holes	Pc.	0,14
183519.9	Bmc	Escutcheon plate 165x45 mm, PC, distance 75 mm, Ms coverplate 17 mm, Square fixing holes	Pc.	0,14



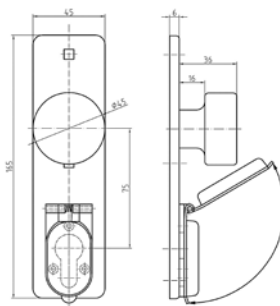
### Escutcheons 165x45 mm WC Series 1880

Art.code	Surface	Article description	Unit	Weight
188011.4	Bp	Escutcheon plate WC, 165x45 mm, with red-green sign	Pc.	0,11
188011.6	Bpc	Escutcheon plate WC, 165x45 mm, with red-green sign	Pc.	0,11
188011.9	Bmc	Escutcheon plate WC, 165x45 mm, with red-green sign	Pc.	0,11
188012.4	Bp	Escutcheon plate WC, 165x45 mm, with olive	Pc.	0,21
188012.6	Bpc	Escutcheon plate WC, 165x45 mm, with olive	Pc.	0,21
188012.9	Bmc	Escutcheon plate WC, 165x45 mm, with olive	Pc.	0,21



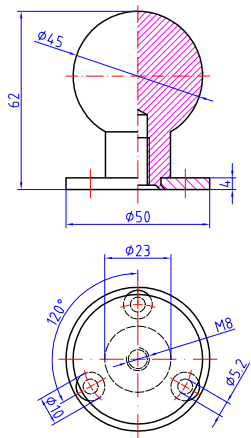
### Escutcheon with knob PC Series 183532

Art.code	Surface	Article description	Unit	Weight
183532.4	Bp	Escutcheon 165x45 mm, with knob, PC, outside door	Pc.	0,36
183532.6	Bpc	Escutcheon 165x45 mm, with knob, PC, outside door	Pc.	0,36
183532.9	Bmc	Escutcheon 165x45 mm, with knob, PC, outside door	Pc.	0,36



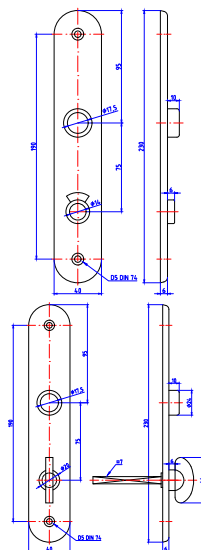
### Escutcheon with knob PC and coverplate Series 183535

Art.code	Surface	Article description	Unit	Weight
183535.4	Bp	Escutcheon 165x45 mm, with knob, PC, Cover cap Niro 12 mm	Pc.	0,41
183535.6	Bpc	Escutcheon 165x45 mm, with knob, PC, Cover cap Niro 12 mm	Pc.	0,41
183535.9	Bmc	Escutcheon 165x45 mm, with knob, PC, Cover cap Niro 12 mm	Pc.	0,41



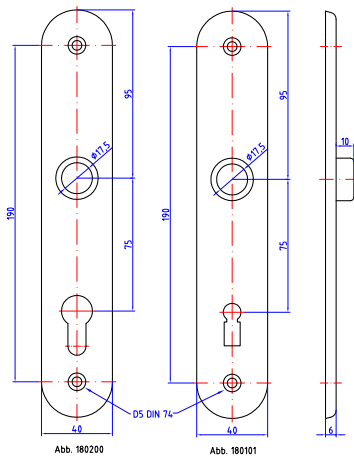
**Door knob Rd 45 mm**  
**Series 183540**

Art.code	Surface	Article description	Unit	Weight
183540.4	Bp	Door knob Rd 45 mm, on fixing plate Rd 50x4 mm	Pc.	0,49
183540.6	Bpc	Door knob Rd 45 mm, on fixing plate Rd 50x4 mm	Pc.	0,49
183540.9	Bmc	Door knob Rd 45 mm, on fixing plate Rd 50x4 mm	Pc.	0,49



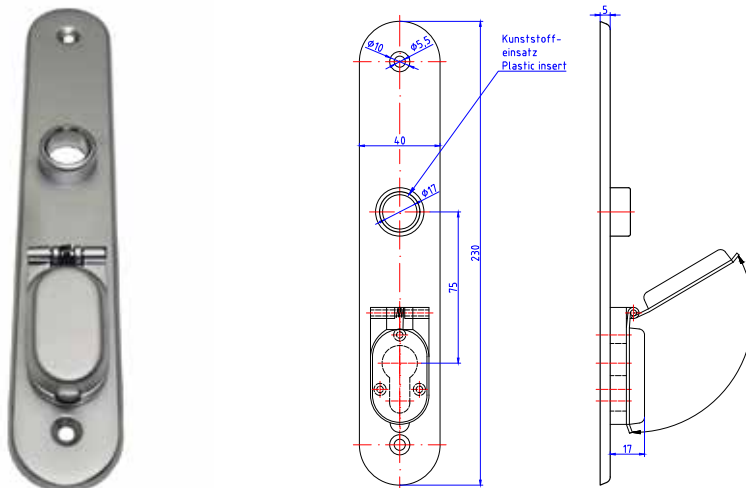
### Escutcheons 230 mm WC Inside/Outside Series 180001/02

Art.code	Surface	Article description	Unit	Weight
180001.4	Bp	Escutcheon 230 mm, WC with red-green sign	Pc.	0,13
180001.6	Bpc	Escutcheon 230 mm, WC with red-green sign	Pc.	0,13
180001.9	Bmc	Escutcheon 230 mm, WC with red-green sign	Pc.	0,13
180002.4	Bp	Escutcheon 230 mm, WC with olive	Pc.	0,15
180002.6	Bpc	Escutcheon 230 mm, WC with olive	Pc.	0,15
180002.9	Bmc	Escutcheon 230 mm, WC with olive	Pc.	0,15



### Escutcheons 230 mm BB PC Blind Series 1801-03

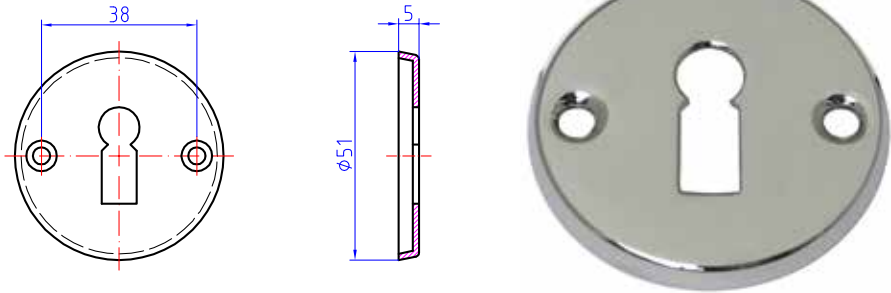
Art.code	Surface	Article description	Unit	Weight
180101.4	Bp	Escutcheon 230 mm, BB	Pc.	0,13
180101.6	Bpc	Escutcheon 230 mm, BB	Pc.	0,13
180101.9	Bmc	Escutcheon 230 mm, BB	Pc.	0,13
180200.4	Bp	Escutcheon 230 mm, PC	Pc.	0,13
180200.6	Bpc	Escutcheon 230 mm, PC	Pc.	0,13
180200.9	Bmc	Escutcheon 230 mm, PC	Pc.	0,13
180300.4	Bp	Escutcheon 230 mm, blind	Pc.	0,14
180300.6	Bpc	Escutcheon 230 mm, blind	Pc.	0,14
180300.9	Bmc	Escutcheon 230 mm, blind	Pc.	0,14



### Escutcheon 230 mm PC with coverplate Series 180202

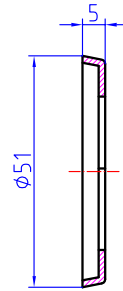
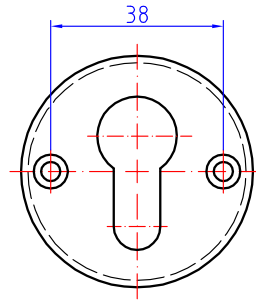
Art.code	Surface	Article description	Unit	Weight
180202.4	Bp	Escutcheon 230 mm, PC with coverplate 17 mm	Pc.	0,19
180202.6	Bpc	Escutcheon 230 mm, PC with coverplate 17 mm	Pc.	0,19
180202.9	Bmc	Escutcheon 230 mm, PC with coverplate 17 mm	Pc.	0,19





### Rosets Rd BB Series 1904

Art.code	Surface	Article description	Unit	Weight
190401.4	Bp	Escutcheon BB, for wood screws	Pc.	0,03
190401.6	Bpc	Escutcheon BB, for wood screws	Pc.	0,03
190401.9	Bmc	Escutcheon BB, for wood screws	Pc.	0,03
190402.4	Bp	Escutcheon BB with coverplate, for wood screws	Pc.	0,03
190402.6	Bpc	Escutcheon BB with coverplate, for wood screws	Pc.	0,03
190402.9	Bmc	Escutcheon BB with coverplate, for wood screws	Pc.	0,03
190410.4	Bp	Escutcheon BB, with screw set M5x45 mm	Set	0,06
190410.6	Bpc	Escutcheon BB, with screw set M5x45 mm	Set	0,06
190410.9	Bmc	Escutcheon BB, with screw set M5x45 mm	Set	0,06

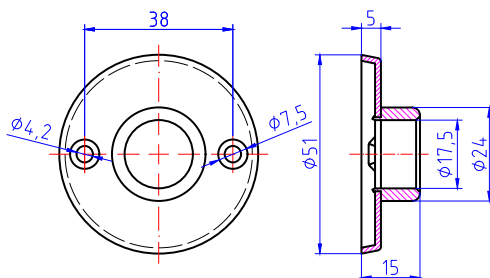


### Rosets Rd PC Series 1902

Art.code	Surface	Article description	Unit	Weight
190200.4	Bp	Roset PC, for wood screws	Pc.	0,03
190200.6	Bpc	Roset PC, for wood screws	Pc.	0,03
190200.9	Bmc	Roset PC, for wood screws	Pc.	0,03
190210.4	Bp	Roset pair PC DIN 81316 with screw set M5x45 mm	Set	0,04
190210.6	Bpc	Roset pair PC DIN 81316 with screw set M5x45 mm	Pc.	0,04
190210.9	Bmc	Roset pair PC DIN 81316 with screw set M5x45 mm	Pc.	0,04

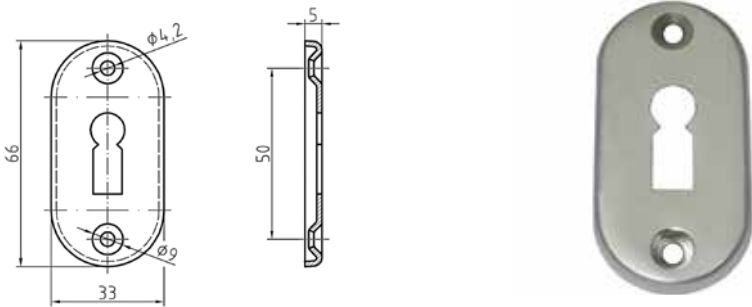


Phone +49 2393 2200-0 · [info@sub-beschlaege.de](mailto:info@sub-beschlaege.de) · [www.sub-beschlaege.de](http://www.sub-beschlaege.de)



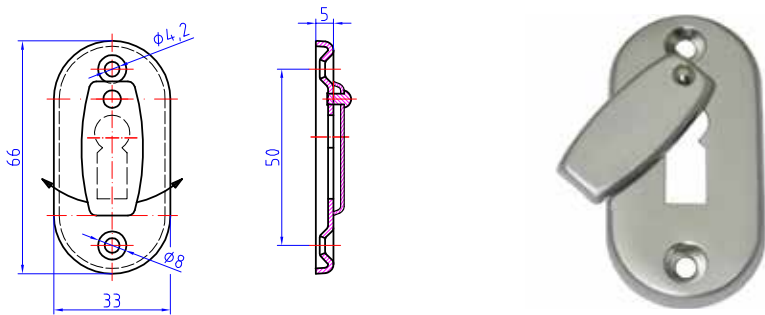
### Rosets Rd, for sabre pushers Series 1903

Art.code	Surface	Article description	Unit	Weight
190300.4	Bp	Handle roset for wood screws	Pc.	0,04
190300.6	Bpc	Handle roset for wood screws	Pc.	0,04
190300.9	Bmc	Handle roset for wood screws	Pc.	0,04
190310.4	Bp	Handle roset pair with screw set M5x45 mm	Set	0,07
190310.6	Bpc	Handle roset pair with screw set M5x45 mm	Set	0,07
190310.9	Bmc	Handle roset pair with screw set M5x45 mm	Set	0,07



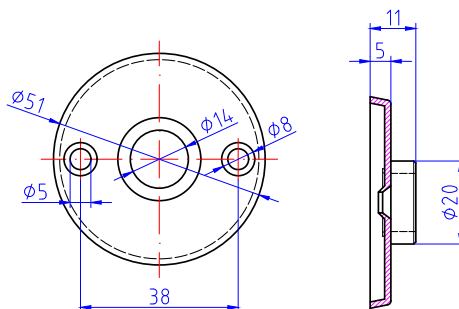
**Escutcheon BB  
Series 192501**

Art.code	Surface	Article description	Unit	Weight
192501.4	Bp	Escutcheon BB, 66x33 mm	Pc.	0,03
192501.6	Bpc	Escutcheon BB, 66x33 mm	Pc.	0,03
192501.9	Bmc	Escutcheon BB, 66x33 mm	Pc.	0,03



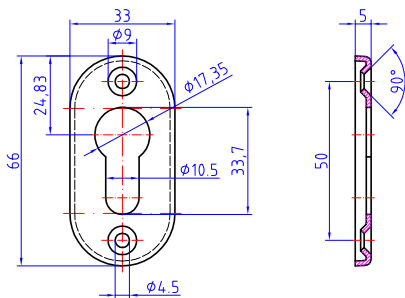
**Escutcheon BB with coverplate  
Series 192502**

Art.code	Surface	Article description	Unit	Weight
192502.4	Bp	Escutcheon BB, with coverplate 66x33 mm	Pc.	0,03
192502.6	Bpc	Escutcheon BB, with coverplate 66x33 mm	Pc.	0,03
192502.9	Bmc	Escutcheon BB, with coverplate 66x33 mm	Pc.	0,03



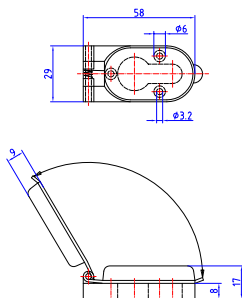
### Handle roset 38 mm for tiny mortise and rim locks Series 192300

Art.code	Surface	Article description	Unit	Weight
192300.4	Bp	Handle roset DM 38 mm, for mortise and rim locks	Pc.	0,03
192300.6	Bpc	Handle roset DM 38 mm, for mortise and rim locks	Pc.	0,03
192300.9	Bmc	Handle roset DM 38 mm, for mortise and rim locks	Pc.	0,03



### Escutcheon PC Series 1924

Art.code	Surface	Article description	Unit	Weight
192401.4	Bp	Escutcheon PC, 66x33 mm	Pc.	0,02
192401.6	Bpc	Escutcheon PC, 66x33 mm	Pc.	0,02
192401.9	Bmc	Escutcheon PC, 66x33 mm	Pc.	0,02



### Coverplate PC Series 183598

Art.code	Surface	Article description	Unit	Weight
183598.4	Bp	PC Cover plate 17 mm with screw set	Pc.	0,09
183598.6	Bpc	PC Cover plate 17 mm with screw set	Pc.	0,09
183598.9	Bmc	PC Cover plate 17 mm with screw set	Pc.	0,09

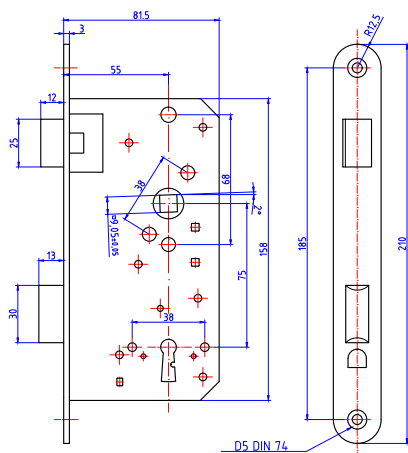


## Screws & Nuts

### Series 2099

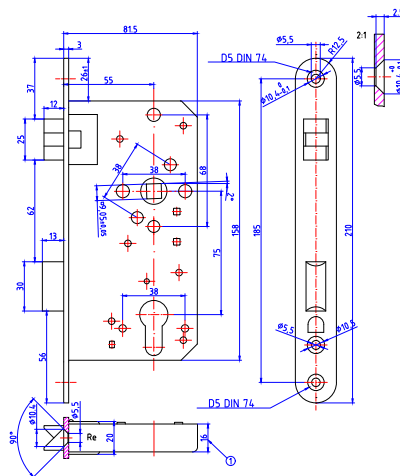
Art.code	Surface	Article description	Unit	Weight
209945.4	Bp	Fixing screw with nut M5x45 mm for escutcheon plates	Pc.	0,01
209945.6	Bpc	Fixing screw with nut M5x45 mm for escutcheon plates	Pc.	0,01
209945.9	Bmc	Fixing screw with nut M5x45 mm for escutcheon plates	Pc.	0,01
209966.4	Bp	Adjustable fixing screw M5x66 mm, 7 times divisible	Pc.	0,01
209966.6	Bpc	Adjustable fixing screw M5x66 mm, 7 times divisible	Pc.	0,01
209966.9	Bmc	Adjustable fixing screw M5x66 mm, 7 times divisible	Pc.	0,01
209975.4	Bp	Fixing screw with nut M5x70 mm for escutcheon plates	Pc.	0,01
209975.6	Bpc	Fixing screw with nut M5x70 mm for escutcheon plates	Pc.	0,01
209975.9	Bmc	Fixing screw with nut M5x70 mm for escutcheon plates	Pc.	0,01





### Mortise lock DIN 81301 A BB Series N-1001/N-1011

Art.code	Surface	Article description	Unit	Weight
N-100131	Stain brushed	Mortise lock DIN 81301 A, 55/9/75 mm, BB, Solid latch, Ri	Pc.	0,78
N-100132	Stain brushed	Mortise lock DIN 81301 A, 55/9/75 mm, BB, Solid latch, Le	Pc.	0,78
N-101131	Stain brushed	Mortise lock DIN 81301 A, 55/9/75 mm, BB, Triple latch, Ri	Pc.	0,78
N-101132	Stain brushed	Mortise lock DIN 81301 A, 55/9/75 mm, BB, Triple latch, Le	Pc.	0,78
N-171096.0	Stain brushed	Door handles 115 mm, 9 mm, for doors 48-70 mm	Set	0,48
N-171099.0	Stain brushed	Door handles 115 mm, 9 mm, for doors 28-50 mm	Set	0,46
N-183511.0	Stain brushed	Escutcheon pair 165x45 mm, BB, distance 75 mm	Set	0,22
N-220031.0	Stain brushed	Striking plate Ri, for mortise and rim locks	Pc.	0,06
N-220032.0	Stain brushed	Striking plate Le, for mortise and rim locks	Pc.	0,06

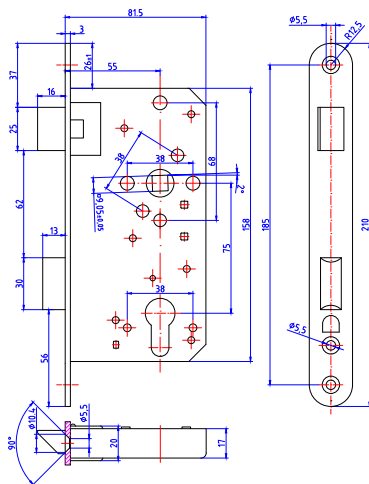


**Mortise lock DIN 81301 B PC  
Series N-1002/N-1012**

Art.code	Surface	Article description	Unit	Weight
N-100231	Stain brushed	Mortise lock DIN 81301 B, 55/9/75 mm, PC, Solid latch, Ri	Pc.	0,64
N-100232	Stain brushed	Mortise lock DIN 81301 B, 55/9/75 mm, PC, Solid latch, Le	Pc.	0,64
N-101231	Stain brushed	Mortise lock DIN 81301 BK, 55/9/75 mm, PC, Triple latch, Ri	Pc.	0,65
N-101231.4	Stain polished	Mortise lock DIN 81301 BK, 55/9/75 mm, PC, Triple latch, Ri	Pc.	0,64
N-101232	Stain brushed	Mortise lock DIN 81301 BK, 55/9/75 mm, PC, Triple latch, Le	Pc.	0,65
N-101232.4	Stain polished	Mortise lock DIN 81301 BK, 55/9/75 mm, PC, Triple latch, Le	Pc.	0,65
N-171096.0	Stain brushed	Door handles 115 mm, 9 mm, for doors 48-70 mm	Set	0,48
N-171099.0	Stain brushed	Door handles 115 mm, 9 mm, for doors 28-50 mm	Set	0,46
N-183512.0	Stain brushed	Escutcheon pair 165x45 mm, PC, distance 75 mm	Set	0,20
N-220031.0	Stain brushed	Striking plate Ri, for mortise and rim locks	Pc.	0,06
N-220032.0	Stain brushed	Striking plate Le, for mortise and rim locks	Pc.	0,06



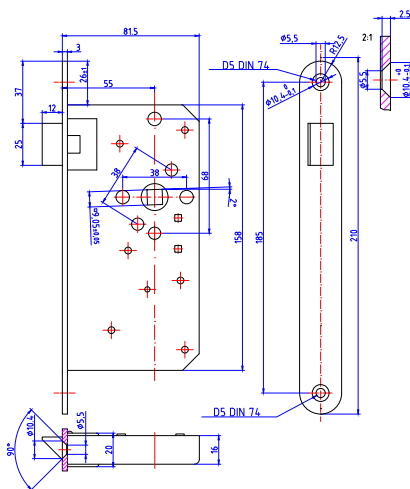
Art.code	Surface	Article description	Unit	Weight
N-101231-AS	Stain brushed	Mortise lock DIN 81301 BK, PC, Triple latch, Ri, Faceplate removable with 3 screws	Pc.	0,65
N-101232-AS	Stain brushed	Mortise lock DIN 81301 BK, PC, Triple latch, Le, Faceplate removable with 3 screws	Pc.	0,65



## Mortise lock PC for A60 fire doors Series N-100251/52

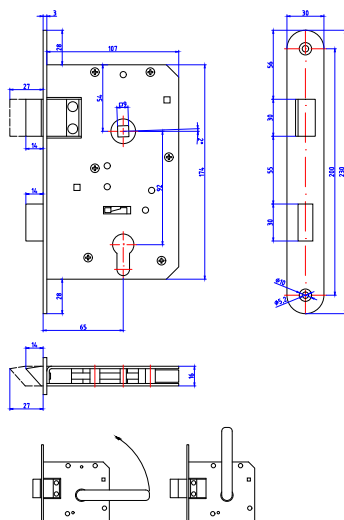
Art.code	Surface	Article description	Unit	Weight
N-100251	Stain brushed	Mortise lock DIN 81301, PC, latch 16 mm, for A 60 doors, Ri	Pc.	0,65
N-100252	Stain brushed	Mortise lock DIN 81301, PC, latch 16 mm, for A 60 doors, Le	Pc.	0,65
N-171096.0	Stain brushed	Door handles 115 mm, 9 mm, for doors 48-70 mm	Set	0,48
N-171099.0	Stain brushed	Door handles 115 mm, 9 mm, for doors 28-50 mm	Set	0,46
N-183512.0	Stain brushed	Escutcheon pair 165x45 mm, PC, distance 75 mm	Set	0,20
N-220031.0	Stain brushed	Striking plate Ri, for mortise and rim locks	Pc.	0,06
N-220032.0	Stain brushed	Striking plate Le, for mortise and rim locks	Pc.	0,06

101



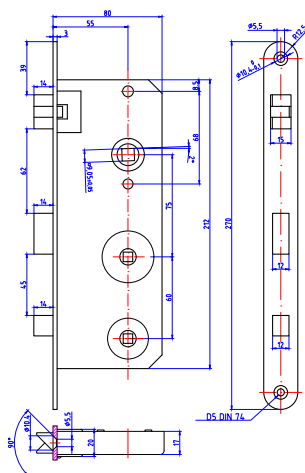
## Mortise catch lock for A60 fire doors Series N-1006

Art.code	Surface	Article description	Unit	Weight
N-100651	Stain brushed	Mortise catch DIN 81301, latch 16 mm, for A 60 doors, Ri	Pc.	0,57
N-100652	Stain brushed	Mortise catch DIN 81301, latch 16 mm, for A 60 doors, Le	Pc.	0,57
N-171096.0	Stain brushed	Door handles 115 mm, 9 mm, for doors 48-70 mm	Set	0,48
N-171099.0	Stain brushed	Door handles 115 mm, 9 mm, for doors 28-50 mm	Set	0,46
N-183510.0	Stain brushed	Escutcheon pair 165x45 mm, blind	Set	0,23
N-220031F.0	Stain brushed	Striking plate Ri, for mortise catch locks	Pc.	0,06
N-220032F.0	Stain brushed	Striking plate Le, for mortise catch locks	Pc.	0,05



### Mortise wedge lock Series N-1005

Art.code	Surface	Article description	Unit	Weight
N-100531	Stain brushed	Mortise wedge lock, 65/9/92 Bm, Ri	Pc.	1,10
N-100532	Stain brushed	Mortise wedge lock, 65/9/92 Bm, Le	Pc.	1,10
N-171096.0	Stain brushed	Door handles 115 mm, 9 mm, for doors 48-70 mm	Set	0,48
N-171099.0	Stain brushed	Door handles 115 mm, 9 mm, for doors 28-50 mm	Set	0,46
N-180200.0-92	Stain brushed	Escutcheon 230 mm, PC, distance 92 mm	Pc.	0,13



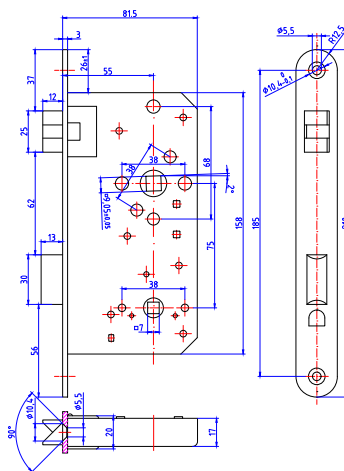
## Mortise lock WC for double cabins Series N-1057

Art.code	Surface	Article description	Unit	Weight
N-105731	Stain brushed	Mortise lock WC for double cabins, Ri	Pc.	0,96
N-105732	Stain brushed	Mortise lock WC for double cabins, Le	Pc.	0,96
N-171099.0	Stain brushed	Door handles 115 mm, 9 mm, for doors 28-50 mm	Set	0,46
N-188711.0	Stain brushed	Escutcheon WC 240x45x6 mm for double cabins, WC side	Pc.	0,21
N-188712.0	Stain brushed	Escutcheon WC 240x45x6 mm for double cabins, Cabin side	Pc.	0,23
N-220041.0	Stain brushed	Striking plate 25x1.5x250 mm, Ri, for lock N-1057	Pc.	0,07
N-220042.0	Stain brushed	Striking plate 25x1.5x250 mm, Le, for lock N-1057	Pc.	0,07



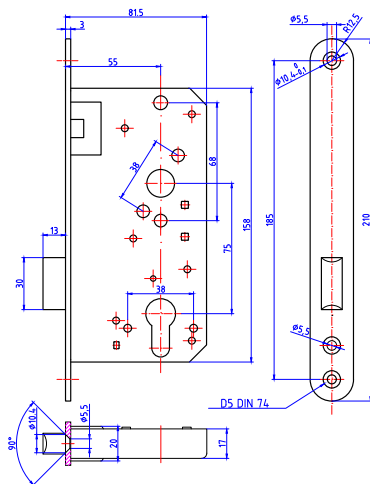


Art.code	Surface	Article description	Unit	Weight
N-100631	Stain brushed	Mortise catch lock, Solid latch, Ri	Pc.	0,58
N-100632	Stain brushed	Mortise catch lock, Solid latch, Le	Pc.	0,58
N-101631	Stain brushed	Mortise catch lock, 55/9 mm, Triple latch, Ri	Pc.	0,57
N-101631-AS	Stain brushed	Mortise catch lock, 55/9 mm, Ri, Faceplate removable, Stronger spring	Pc.	0,57
N-101631.4	Stain polished	Mortise catch lock, 55/9 mm, Triple latch, Ri	Pc.	0,57
N-101632	Stain brushed	Mortise catch lock, 55/9 mm, Triple latch, Le	Pc.	0,57
N-101632-AS	Stain brushed	Mortise catch lock, 55/9 mm, Le, Faceplate removable, Stronger spring	Pc.	0,57
N-101632.4	Stain polished	Mortise catch lock, 55/9 mm, Triple latch, Le	Pc.	0,57
N-171096.0	Stain brushed	Door handles 115 mm, 9 mm, for doors 48-70 mm	Set	0,48
N-171099.0	Stain brushed	Door handles 115 mm, 9 mm, for doors 28-50 mm	Set	0,46
N-183510.0	Stain brushed	Escutcheon pair 165x45 mm, blind	Set	0,23
N-220031F.0	Stain brushed	Striking plate Ri, for mortise catch locks	Pc.	0,06
N-220032F.0	Stain brushed	Striking plate Le, for mortise catch locks	Pc.	0,05



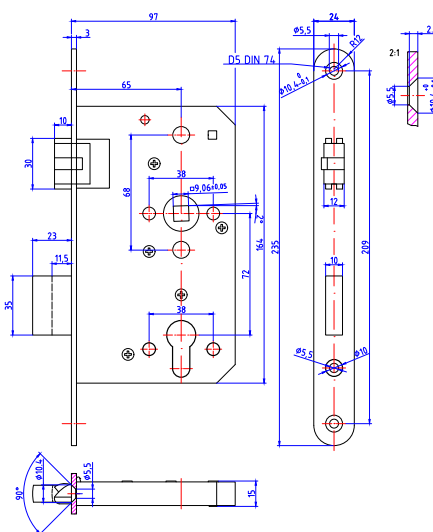
**Mortise lock DIN 81303 B WC  
Series N-1007/N-1017**

Art.code	Surface	Article description	Unit	Weight
N-100731	Stain brushed	Mortise lock DIN 81303, WC, Solid latch, Ri	Pc.	0,66
N-100732	Stain brushed	Mortise lock DIN 81303, WC, Solid latch, Le	Pc.	0,66
N-101731	Stain brushed	Mortise lock DIN 81303 BK, WC, Triple latch, Ri	Pc.	0,68
N-101731-AS	Stain brushed	Mortise lock DIN 81303 BK, WC, Ri, Faceplate removable	Pc.	0,68
N-101731.4	Stain polished	Mortise lock DIN 81303 BK, WC, Triple latch, Ri	Pc.	0,68
N-101732	Stain brushed	Mortise lock DIN 81303 BK, WC, Triple latch, Le	Pc.	0,68
N-101732-AS	Stain brushed	Mortise lock DIN 81303 BK, WC, Le, Faceplate removable	Pc.	0,68
N-101732.4	Stain polished	Mortise lock DIN 81303 BK, WC, Triple latch, Le	Pc.	0,68
N-171096.0	Stain brushed	Door handles 115 mm, 9 mm, for doors 48-70 mm	Set	0,48
N-171099.0	Stain brushed	Door handles 115 mm, 9 mm, for doors 28-50 mm	Set	0,46
N-188511.0	Stain brushed	Escutcheon WC, Red-green sign, 165x45 mm, 75 mm	Pc.	0,11
N-188512.0	Stain brushed	Escutcheon WC, olive, 165x45 mm, 75 mm	Pc.	0,21
N-220031.0	Stain brushed	Striking plate Ri, for mortise and rim locks	Pc.	0,06
N-220032.0	Stain brushed	Striking plate Le, for mortise and rim locks	Pc.	0,06



### Mortise dead lock Series N-1050

Art.code	Surface	Article description	Unit	Weight
N-105030	Stain brushed	Mortise dead lock, Backset 55 mm, Ri/Le	Pc.	0,52
N-105030.4	Stain polished	Mortise dead lock, Backset 55 mm, Ri/Le	Pc.	0,52
N-190200.0	Stain brushed	Roset PC, for wood screws	Pc.	0,03
N-190210.0	Stain brushed	Escutcheon PC, DIN 81316 with screw set M5x45 mm	Set	0,04
N-220430.0	Stain brushed	Striking plate for catch and rim locks	Pc.	0,05

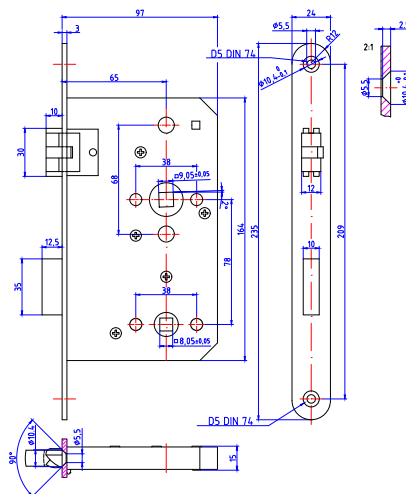


**Mortise lock PC backset 65 mm**  
**Series N-10123172/3272**

Art.code	Surface	Article description	Unit	Weight
N-10123172	Stain brushed	Mortise lock PC, 65/9/72 mm, change lever, Ri	Pc.	0,74
N-10123172.4	Stain polished	Mortise lock PC, 65/9/72 mm, change lever, Ri	Pc.	0,74
N-10123272	Stain brushed	Mortise lock PC, 65/9/72 mm, change lever, Le	Pc.	0,74
N-10123272.4	Stain polished	Mortise lock PC, 65/9/72 mm, change lever, Le	Pc.	0,74
N-171096.0-P	Stain brushed	Door handles for 65 mm backset locks, for locknut 14 mm	Set	0,48
N-184512.0	Stain brushed	Escutcheon pair 165x45 mm, PC, distance 72 mm	Set	0,23
N-220031.0	Stain brushed	Striking plate Ri, for mortise and rim locks	Pc.	0,06
N-220032.0	Stain brushed	Striking plate Le, for mortise and rim locks	Pc.	0,06

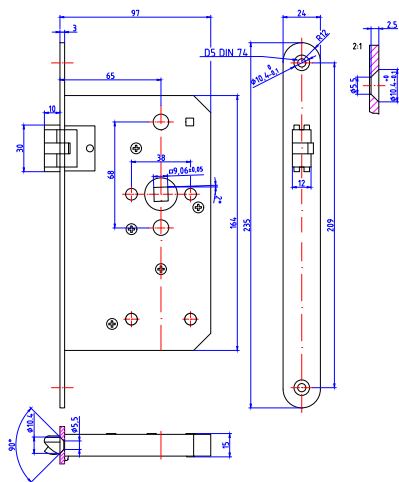


N-10123172-AS	Stain brushed	Mortise lock PC, 65/9/72 mm, Ri, Faceplate removable, Stronger spring	Pc.	0,74
N-10123272-AS	Stain brushed	Mortise lock PC, 65/9/72 mm, Le, Faceplate removable, Stronger spring	Pc.	0,74

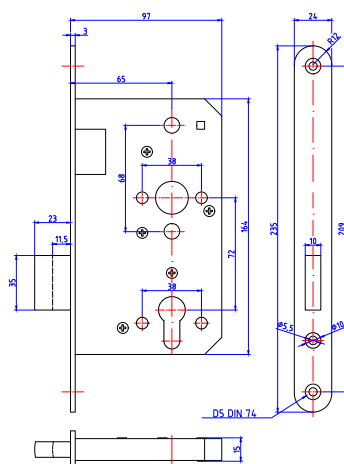


**Mortise lock WC backset 65 mm**  
**Series N-10173178/3278**

Art.code	Surface	Article description	Unit	Weight
N-10173178	Stain brushed	Mortise lock WC, 65/9/78 mm, Triple latch, Ri	Pc.	0,76
N-10173178-AS	Stain brushed	Mortise lock WC, 65/9/78, Ri, Faceplate removable, Stronger spring	Pc.	0,76
N-10173178.4	Stain polished	Mortise lock WC, 65/9/78 mm, Triple latch, Ri	Pc.	0,76
N-10173278	Stain brushed	Mortise lock WC, 65/9/78 mm, Triple latch, Le	Pc.	0,76
N-10173278-AS	Stain brushed	Mortise lock WC, 65/9/78 mm, Le, Faceplate removable, Stronger spring	Pc.	0,76
N-10173278.4	Stain polished	Mortise lock WC, 65/9/78 mm, Triple latch, Le	Pc.	0,76
N-171096.0-P	Stain brushed	Door handles for 65 mm backset locks, for locknut 14 mm	Set	0,48
N-188611.0	Stain brushed	Escutcheon WC outside with red/green sign, 165x45 mm, 78 mm	Pc.	0,12
N-188612.0	Stain brushed	Escutcheon WC inside with brass olive, 165x45 mm, 78 mm	Pc.	0,21
N-220031.0	Stain brushed	Striking plate Ri, for mortise and rim locks	Pc.	0,06
N-220032.0	Stain brushed	Striking plate Le, for mortise and rim locks	Pc.	0,06



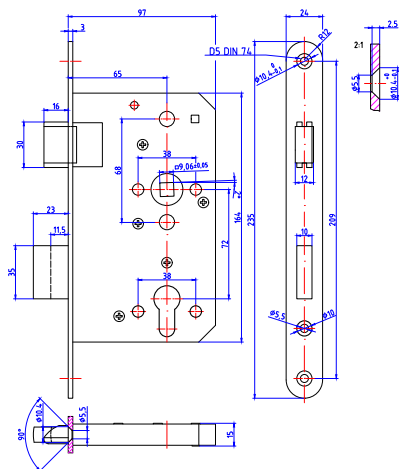
Art.code	Surface	Article description	Unit	Weight
N-10163172	Stain brushed	Mortise catch lock, 65/9 mm, Triple latch, Ri	Pc.	0,62
N-10163172-AS	Stain brushed	Mortise catch lock, 65/9 mm, Ri, Faceplate removable, Stronger spring	Pc.	0,62
N-10163172.4	Stain polished	Mortise catch lock, 65/9 mm, Triple latch, Ri	Pc.	0,62
N-10163272	Stain brushed	Mortise catch lock, 65/9 mm, Triple latch, Le	Pc.	0,62
N-10163272-AS	Stain brushed	Mortise catch lock, 65/9 mm, Le, Faceplate removable, Stronger spring	Pc.	0,62
N-10163272.4	Stain polished	Mortise catch lock, 65/9 mm, Triple latch, Le	Pc.	0,62
N-171096.0-P	Stain brushed	Door handles for 65 mm backset locks, for locknut 14 mm	Set	0,48
N-183510.0	Stain brushed	Escutcheon pair 165x45 mm, blind	Set	0,23
N-220031F.0	Stain brushed	Striking plate Ri, for mortise catch locks	Pc.	0,06
N-220032F.0	Stain brushed	Striking plate Le, for mortise catch locks	Pc.	0,05



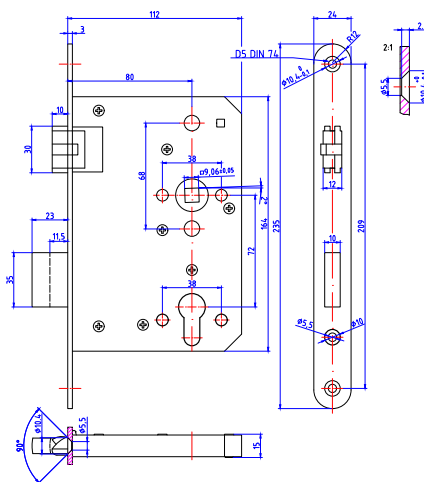
### Mortise dead lock backset 65 mm Series N-10503072

Art.code	Surface	Article description	Unit	Weight
N-10503072	Stain brushed	Mortise dead lock, backset 65 mm, Ri/Le	Pc.	0,66
N-10503072.4	Stain polished	Mortise dead lock, backset 65 mm, Ri/Le	Pc.	0,66
N-190200.0	Stain brushed	Escutcheon PC, for wood screws	Pc.	0,03
N-190210.0	Stain brushed	Escutcheon PC, DIN 81316 with screw set M5x45 mm	Set	0,04
N-220430.0	Stain brushed	Striking plate for catch and rim locks	Pc.	0,05



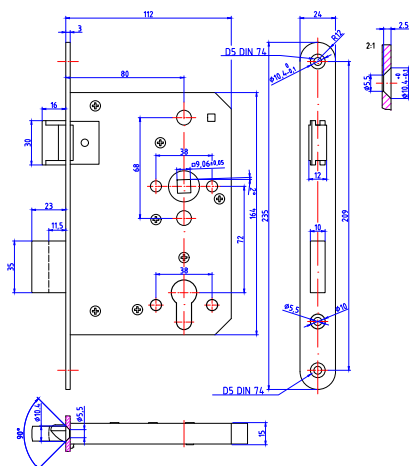


Art.code	Surface	Article description	Unit	Weight
N-10023172	Stain brushed	Mortise lock PC, 65/9/72 mm, solid latch 16 mm, change lever, Ri	Pc.	0,76
N-10023172.4	Stain polished	Mortise lock PC, 65/9/72 mm, solid latch 16 mm, change lever, Ri	Pc.	0,74
N-10023272	Stain brushed	Mortise lock PC, 65/9/72 mm, solid latch 16 mm, change lever, Le	Pc.	0,76
N-10023272.4	Stain polished	Mortise lock PC, 65/9/72 mm, solid latch 16 mm, change lever, Le	Pc.	0,76
N-171096.0-P	Stain brushed	Door handles for 65 mm backset locks, for locknut 14 mm	Set	0,48
N-184512.0	Stain brushed	Escutcheon pair 165x45 mm, PC, distance 72 mm	Set	0,23
N-220031.0	Stain brushed	Striking plate Ri, for mortise and rim locks	Pc.	0,06
N-220032.0	Stain brushed	Striking plate Le, for mortise and rim locks	Pc.	0,06



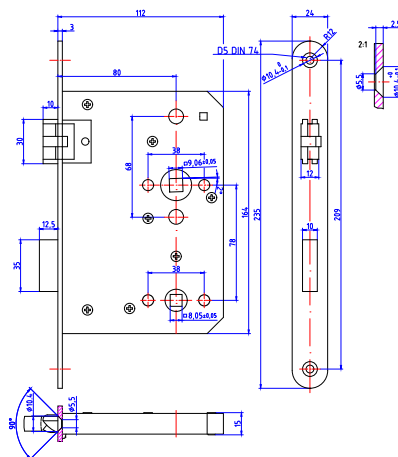
### Mortise lock PC backset 80 mm Series N-10128031/32

Art.code	Surface	Article description	Unit	Weight
N-10128031	Stain brushed	Mortise lock PC, 80/9/72 mm, change lever, Ri	Pc.	0,85
N-10128031-AS	Stain brushed	Mortise lock PC, 80/9/72 mm, Ri, Faceplate removable, Stronger spring	Pc.	0,85
N-10128031.4	Stain polished	Mortise lock PC, 80/9/72 mm, change lever, Ri	Pc.	0,85
N-10128032	Stain brushed	Mortise lock PC, 80/9/72 mm, change lever, Le	Pc.	0,85
N-10128032-AS	Stain brushed	Mortise lock PC, 80/9/72 mm, Le, Faceplate removable, Stronger spring	Pc.	0,85
N-10128032.4	Stain polished	Mortise lock PC, 80/9/72 mm, change lever, Le	Pc.	0,85
N-171096.0-P	Stain brushed	Door handles for 65 mm backset locks, for locknut 14 mm	Set	0,48
N-184512.0	Stain brushed	Escutcheon pair 165x45 mm, PC, distance 72 mm	Set	0,23
N-220031.0	Stain brushed	Striking plate Ri, for mortise and rim locks	Pc.	0,06
N-220032.0	Stain brushed	Striking plate Le, for mortise and rim locks	Pc.	0,06



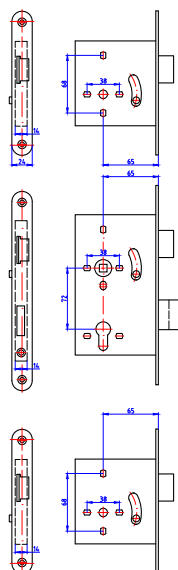
### Mortise lock PC backset 80 mm latch 16 mm Series N-10028031/32

Art.code	Surface	Article description	Unit	Weight
N-10028031	Stain brushed	Mortise lock PC, 80/9/78 mm, solid latch 16 mm, change lever, Ri	Pc.	0,85
N-10028031.4	Stain polished	Mortise lock PC, 80/9/78 mm, solid latch 16 mm, change lever, Ri	Pc.	0,85
N-10028032	Stain brushed	Mortise lock PC, 80/9/78 mm, solid latch 16 mm, change lever, Le	Pc.	0,85
N-10028032.4	Stain polished	Mortise lock PC, 80/9/78 mm, solid latch 16 mm, change lever, Le	Pc.	0,85
N-171096.0-P	Stain brushed	Door handles for 65 mm backset locks, for locknut 14 mm	Set	0,48
N-184512.0	Stain brushed	Escutcheon pair 165x45 mm, PC, distance 72 mm	Set	0,23
N-220031.0	Stain brushed	Striking plate Ri, for mortise and rim locks	Pc.	0,06
N-220032.0	Stain brushed	Striking plate Le, for mortise and rim locks	Pc.	0,06



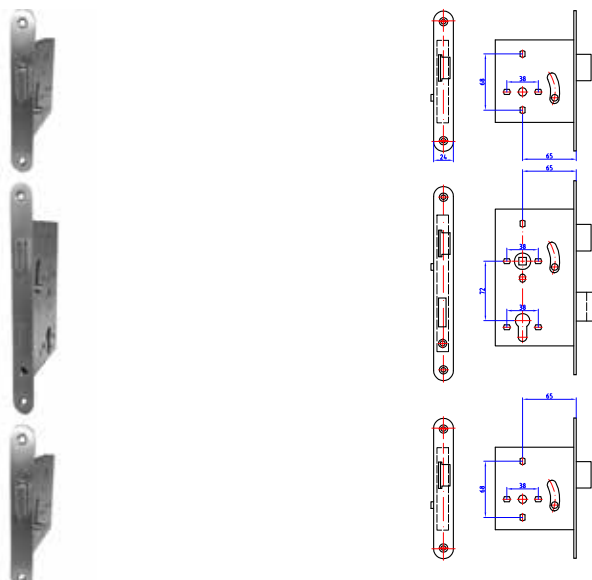
**Mortise lock WC backset 80 mm**  
**Series N-10178031/32**

Art.code	Surface	Article description	Unit	Weight
N-10178031	Stain brushed	Mortise lock WC, 80/9/78 mm, Triple latch, Ri	Pc.	0,87
N-10178031-A5	Stain brushed	Mortise lock WC, 80/9/78 mm, Ri, Faceplate removable, Stronger spring	Pc.	0,87
N-10178031.4	Stain polished	Mortise lock WC, 80/9/78 mm, Triple latch, Ri	Pc.	0,87
N-10178032	Stain brushed	Mortise lock WC, 80/9/78 mm, Triple latch, Le	Pc.	0,87
N-10178032-A5	Stain brushed	Mortise lock WC, 80/9/78 mm, Le, Faceplate removable, Stronger spring	Pc.	0,87
N-10178032.4	Stain polished	Mortise lock WC, 80/9/78 mm, Triple latch, Le	Pc.	0,87
N-171096.0-P	Stain brushed	Door handles for 65 mm backset locks, for locknut 14 mm	Set	0,48
N-188611.0	Stain brushed	Escutcheon WC outside with red/green sign, 165x45 mm, 78 mm	Pc.	0,12
N-188612.0	Stain brushed	Escutcheon WC inside with brass olive, 165x45 mm, 78 mm	Pc.	0,21
N-220031.0	Stain brushed	Striking plate Ri, for mortise and rim locks	Pc.	0,06
N-220032.0	Stain brushed	Striking plate Le, for mortise and rim locks	Pc.	0,06



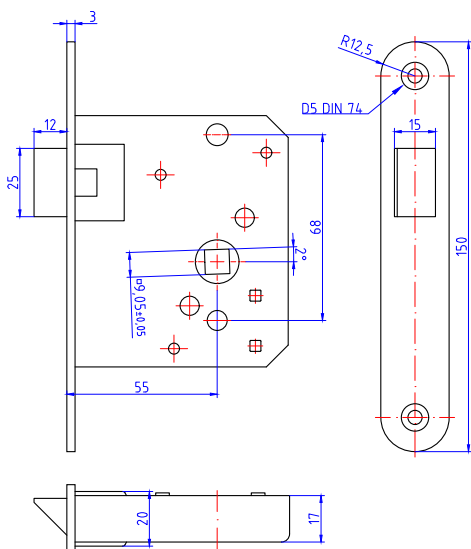
### Three point lock stainless steel backset 65 mm Series N-10TPL

Art.code	Surface	Article description	Unit	Weight
N-10TPL01	Stain brushed	Three point lock, latch 16 mm, Ri	Pc.	2,02
N-10TPL01-A4	Stain brushed	Three point lock, latch 16 mm, Ri	Pc.	2,02
N-10TPL02	Stain brushed	Three point lock, latch 16 mm, Le	Pc.	2,02
N-10TPL02-A4	Stain brushed	Three point lock, latch 16 mm, Le	Pc.	2,02



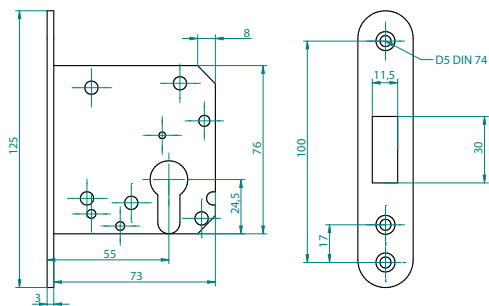
### Three point lock steel & zinc plated backset 65 mm Series S-10TPL

Art.code	Surface	Article description	Unit	Weight
S-10TPL01	Steel zinc	Three point lock, latch 16 mm, Ri	Pc.	2,10
S-10TPL02	Steel zinc	Three point lock, latch 16 mm, Le	Pc.	2,10



### Mortise lock DIN 81306 Series N-1003/N-1013

Art.code	Surface	Article description	Unit	Weight
N-100331.0	Stain brushed	Mortise catch lock 150 mm, Solid latch, Ri	Pc.	0,40
N-100332.0	Stain brushed	Mortise catch lock 150 mm, Solid latch, Le	Pc.	0,40
N-101331.0	Stain brushed	Mortise catch lock 150 mm, Triple latch, Ri	Pc.	0,40
N-101332.0	Stain brushed	Mortise catch lock 150 mm, Triple latch, Le	Pc.	0,40
N-171096.0	Stain brushed	Door handles 115 mm, 9 mm, for doors 48-70 mm	Set	0,48
N-171099.0	Stain brushed	Door handles 115 mm, 9 mm, for doors 28-50 mm	Set	0,46
N-190300.0	Stain brushed	Roset for countersunk screws with PE insert	Pc.	0,04
N-190310.0	Stain brushed	Rosets with PE insert, with screw set M5x45 mm	Set	0,07
N-220330.0	Stain brushed	Striking plate for catch and rim locks	Pc.	0,05



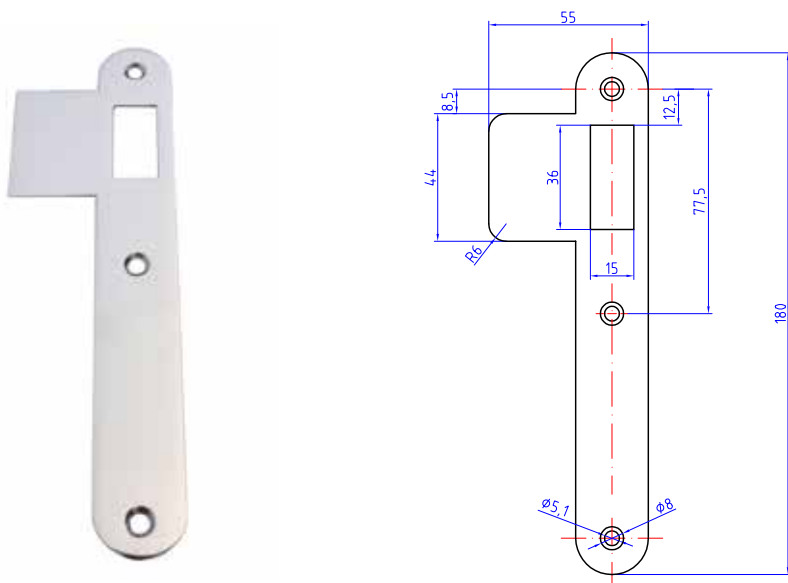
### Mortise dead lock DIN 81302 PC Series N-100530

Art.code	Surface	Article description	Unit	Weight
N-100530	Stain brushed	Mortise lock PC, DIN 81302 B	Pc.	0,28
N-190200.0	Stain brushed	Roset PC, for wood screws	Pc.	0,03
N-190210.0	Stain brushed	Escutcheon PC, DIN 81316 with screw set M5x45 mm	Set	0,04
N-220430.0	Stain brushed	Striking plate for catch and rim locks	Pc.	0,05



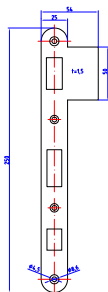


Phone +49 2393 2200-0 · [info@sub-beschlaege.de](mailto:info@sub-beschlaege.de) · [www.sub-beschlaege.de](http://www.sub-beschlaege.de)



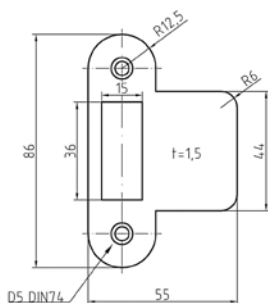
### Striking plate DIN 81314 A for catch lock Series N-220031F/32F

Art.code	Surface	Article description	Unit	Weight
N-220031F.0	Stain brushed	Striking plate Ri, for mortise catch locks	Pc.	0,06
N-220031F.4	Stain polished	Striking plate Ri, for mortise catch locks	Pc.	0,06
N-220031F.9	Stain matt	Striking plate Ri, for mortise catch locks	Pc.	0,06
N-220032F.0	Stain brushed	Striking plate Le, for mortise catch locks	Pc.	0,05
N-220032F.4	Stain polished	Striking plate Le, for mortise catch locks	Pc.	0,05
N-220032F.9	Stain matt	Striking plate Le, for mortise catch locks	Pc.	0,05



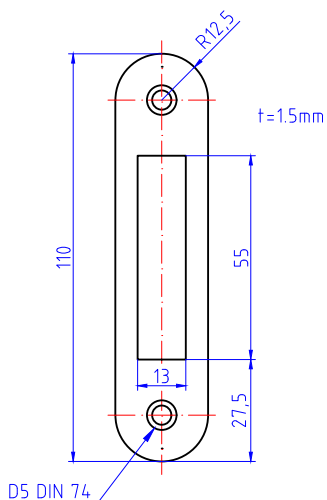
### Striking plate for double cabin doors Series N-220041/42

Art.code	Surface	Article description	Unit	Weight
N-220041.0	Stain brushed	Striking plate 25x1.5x250 mm, Ri, for lock N-1057	Pc.	0,07
N-220042.0	Stain brushed	Striking plate 25x1.5x250 mm, Le, for lock N-1057	Pc.	0,07



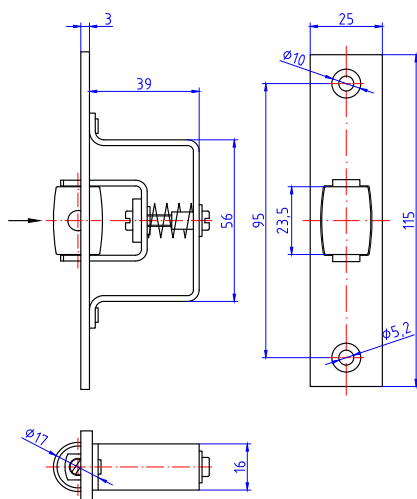
### Striking plate DIN 81314 B for catch and rim locks Series N-220330

Art.code	Surface	Article description	Unit	Weight
N-220330.0	Stain brushed	Strike plate for Catch look mortise and rim locks	Pc.	0,05
N-220330.4	Stain polished	Strike plate for Catch look mortise and rim locks	Pc.	0,05
N-220330.9	Stain matt	Strike plate for Catch look mortise and rim locks	Pc.	0,05



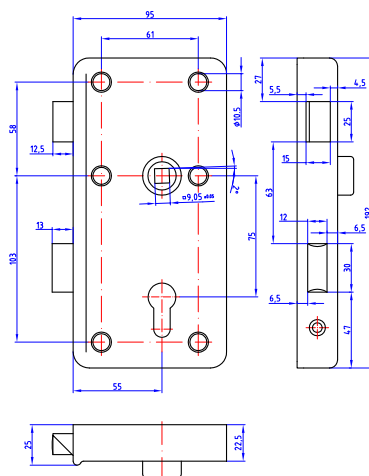
### Striking plates DIN 81314 C Series N-220430

Art.code	Surface	Article description	Unit	Weight
N-220430.0	Stain brushed	Strike plate for Catch look mortise and rim locks	Pc.	0,05
N-220430.4	Stain polished	Strike plate for Catch look mortise and rim locks	Pc.	0,05
N-220430.9	Stain matt	Strike plate for Catch look mortise and rim locks	Pc.	0,05



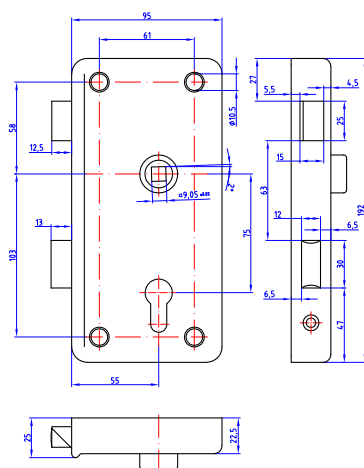
### Roll snapper Series N-1030

Art.code	Surface	Article description	Unit	Weight
N-103000.0	Stain brushed	Roll snapper 115x25 mm, adjustable	Pc.	0,15
N-103000.9	Stain matt	Roll snapper 115x25 mm, adjustable	Pc.	0,15
N-103300.0	Stain brushed	Striking plate 80x32 mm	Pc.	0,02
N-103300.9	Stain matt	Striking plate 80x32 mm	Pc.	0,02



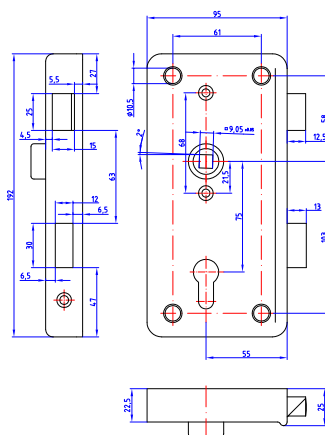
## Rim locks DIN 81311 B PC Series N-1102

Art.code	Surface	Article description	Unit	Weight
N-110201	Stain matt	Rim lock DIN 81311 B, PC, 55/9/75 mm, Ri/A	Pc.	1,29
N-110202	Stain matt	Rim lock DIN 81311 B, PC, 55/9/75 mm, Le/A	Pc.	1,29
N-110203	Stain matt	Rim lock DIN 81311 B, PC, 55/9/75 mm, Ri/E	Pc.	1,29
N-110204	Stain matt	Rim lock DIN 81311 B, PC, 55/9/75 mm, Le/E	Pc.	1,29
N-171139.9	Stain matt	Door handles DIN 81317 E, for rim lock, for doors 32-43 mm	Set	0,46
N-183519.9	Stain matt	Escutcheon 165x45 mm, PC, with PC Cover plate 12 mm	Pc.	0,16
222100.9	Bmc	Striking box for heavy rim locks Series 1101/1140-42	Pc.	0,21



### Rim locks DIN 81311 W PC with cylinder/latch function Series N-1102-W

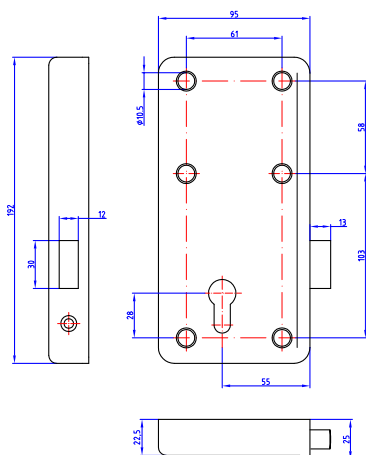
Art.code	Surface	Article description	Unit	Weight
N-110201-W	Stain matt	Rim lock with cylinder/latch function, DIN 81311 W, PC, 55/9/75 mm, Ri/A	Pc.	1,32
N-110202-W	Stain matt	Rim lock with cylinder/latch function, DIN 81311 W, PC, 55/9/75 mm, Le/A	Pc.	1,32
N-110203-W	Stain matt	Rim lock with cylinder/latch function, DIN 81311 W, PC, 55/9/75 mm, Ri/E	Pc.	1,32
N-110204-W	Stain matt	Rim lock with cylinder/latch function, DIN 81311 W, PC, 55/9/75 mm, Le/E	Pc.	1,32
N-171139.9	Stain matt	Door handles DIN 81317 E, for rim lock, for doors 32-43 mm	Set	0,46
N-183519.9	Stain matt	Escutcheon 165x45 mm, PC, with PC Cover plate 12 mm	Pc.	0,16
222100.9	Bmc	Striking box for heavy rim locks Series 1101/1140-42	Pc.	0,21



**Rim locks DIN 81311 C with Anti panic function**  
**Series N-110241/42-AP**

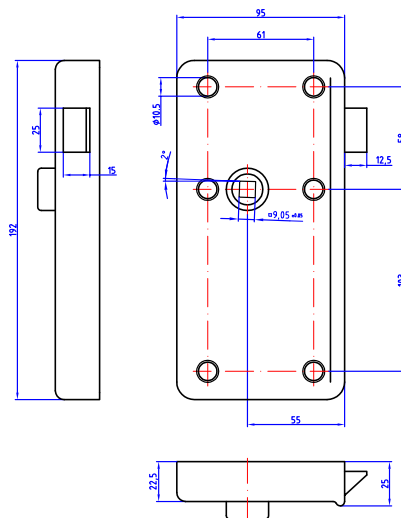
Art.code	Surface	Article description	Unit	Weight
N-110241-AP	Stain matt	Rim lock with Anti panic function, 55/9/75 mm, Ri/A	Pc.	1,32
N-110242-AP	Stain matt	Rim lock with Anti panic function, 55/9/75 mm, Le/A	Pc.	1,32
N-110243-AP	Stain matt	Rim lock with Anti panic function, 55/9/75 mm, Ri/E	Pc.	1,32
N-110244-AP	Stain matt	Rim lock with Anti panic function, 55/9/75 mm, Le/E	Pc.	1,32
N-171194-W	Stain matt	Door handle for anti panic lock, 9 mm spindle	Pc.	0,23
N-183535.9	Stain matt	Escutcheon 165x45 mm, PC, 75 mm, knob and coverplate 12 mm	Pc.	0,42
222100.9	Bmc	Striking box for heavy rim locks Series 1101/1140-42	Pc.	0,21





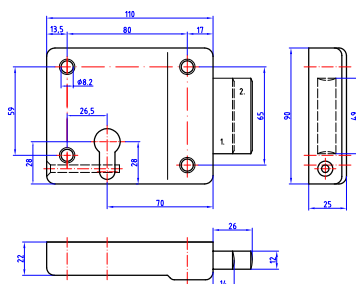
### Rim dead lock Series N-1103

Art.code	Surface	Article description	Unit	Weight
N-110301	Stain matt	Rim dead lock heavy, PC, backset 55 mm, Ri	Pc.	1,20
N-110302	Stain matt	Rim dead lock heavy, PC, backset 55 mm, Le	Pc.	1,20



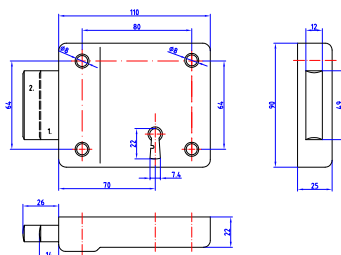
### Rim catch lock Series N-1104

Art.code	Surface	Article description	Unit	Weight
N-110401	Stain matt	Rim catch lock heavy, backset 55 mm, Ri/A	Pc.	1,27
N-110402	Stain matt	Rim catch lock heavy, backset 55 mm, Le/A	Pc.	1,27
N-110403	Stain matt	Rim catch lock heavy, backset 55 mm, Ri/E	Pc.	1,40
N-110404	Stain matt	Rim catch lock heavy, backset 55 mm, Le/E	Pc.	1,40
N-171139.9	Stain matt	Door handles DIN 81317 E, for rim lock, for doors 32-43 mm	Set	0,46



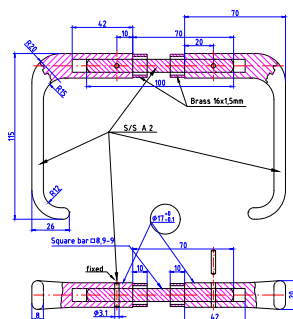
### Rim dead lock DIN 81312 C double turn Series N-1105

Art.code	Surface	Article description	Unit	Weight
N-110501	Stain matt	Rim lock PC, DIN 81312 C, double turn, backset 70 mm, Ri	Pc.	0,86
N-110502	Stain matt	Rim lock PC, DIN 81312 C, double turn, backset 70 mm, Le	Pc.	0,86
222400.9	Bmc	Striking box for dead and rim locks	Pc.	0,10



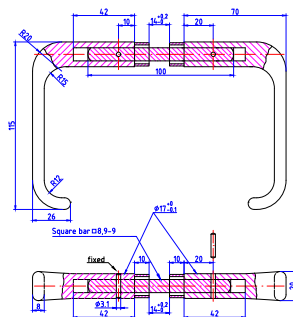
### Rim dead lock DIN 81312 D double turn Series N-1106

Art.code	Surface	Article description	Unit	Weight
N-110601	Stain matt	Rim lock BB, DIN 81312 D, double turn, backset 70 mm, Ri	Pc.	1,05
N-110602	Stain matt	Rim lock BB, DIN 81312 D, double turn, backset 70 mm, Le	Pc.	1,05
222400.9	Bmc	Striking box for dead and rim locks	Pc.	0,10



### Door handle set for locknut 16 mm Series N-171096

Art.code	Surface	Article description	Unit	Weight
N-171096.0	Stain brushed	Door handle set 115 mm, 9 mm, for doors 48-70 mm	Set	0,48
N-171096.4	Stain polished	Door handle set 115 mm, 9 mm, for doors 48-70 mm	Set	0,48
N-171096.9	Stain matt	Door handle set 115 mm, 9 mm, for doors 48-70 mm	Set	0,48



### Door handle set for locknut 14 mm Series N-171096.0-P

Art.code	Surface	Article description	Unit	Weight
N-171096.0-P	Stain brushed	Door handle set for 65 mm backset locks, for locknut 14 mm	Set	0,48
N-171096.4-P	Stain polished	Door handle set for 65 mm backset locks, for locknut 14 mm	Set	0,48
N-171096.9-P	Stain matt	Door handle set for 65 mm backset locks, for locknut 14 mm	Set	0,48



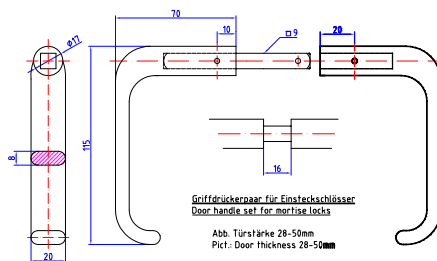
**Door handle set for locknut 15,3 mm**  
**Series N-171296.0-P**

Art.code	Surface	Article description	Unit	Weight
N-171296.0-P	Stain brushed	Door handle set for 65 mm backset locks, for locknut 15.3 mm	Set	0,48
N-171296.4-P	Stain polished	Door handle set for 65 mm backset locks, for locknut 15.3 mm	Set	0,48
N-171296.9-P	Stain matt	Door handle set for 65 mm backset locks, for locknut 15.3 mm	Set	0,48



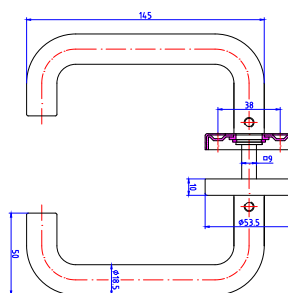
**Single handle 115 mm  
Series N-171097**

Art.code	Surface	Article description	Unit	Weight
N-171097.0	Stain brushed	Single handle 115 mm, with assembled 9 mm spindle	Pc.	0,25
N-171097.4	Stain polished	Single handle 115 mm, with assembled 9 mm spindle	Pc.	0,25
N-171097.9	Stain matt	Single handle 115 mm, with assembled 9 mm spindle	Pc.	0,25



### Door handle set for mortise locks backset 55 mm Series N-171099

Art.code	Surface	Article description	Unit	Weight
N-171099.0	Stain brushed	Door handles 115 mm, 9 mm, for doors 28-50 mm	Set	0,46
N-171099.4	Stain polished	Door handles 115 mm, 9 mm, for doors 28-50 mm	Set	0,46
N-171099.9	Stain matt	Door handles 115 mm, 9 mm, for doors 28-50 mm	Set	0,46



### Door handle set for mortise locks Tubular U-Form N-1715

Art.code	Surface	Article description	Unit	Weight
N-171509.0	Stain brushed	Tubular door handles U-Form, length 145 mm	Set	0,37
N-171509.4	Stain polished	Tubular door handles U-Form, length 145 mm	Set	0,37
N-171509.9	Stain matt	Tubular door handles U-Form, length 145 mm	Set	0,37



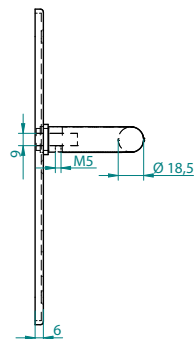
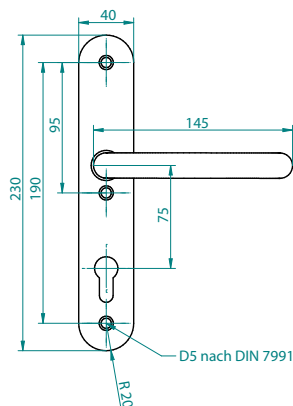
**Door handle set for mortise locks**  
**Tubular L-Form N-1718**

Art.code	Surface	Article description	Unit	Weight
N-171809.0	Stain brushed	Tubular door handles L-Form, length 140 mm	Set	0,34
N-171809.4	Stain polished	Tubular door handles L-Form, length 140 mm	Set	0,34
N-171809.9	Stain matt	Tubular door handles L-Form, length 140 mm	Set	0,34



## Door handle set for mortise locks Series N-1713

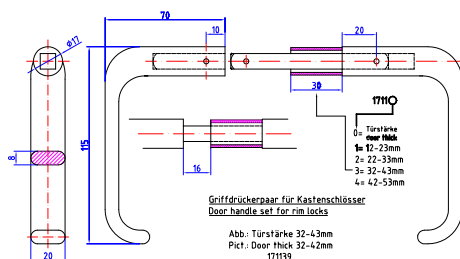
Art.code	Surface	Article description	Unit	Weight
N-171309.0	Stain brushed	Tubular door handles with 9 mm spindle	Set	0,24
N-171309.4	Stain polished	Tubular door handles with 9 mm spindle	Set	0,24
N-171309.9	Stain matt	Tubular door handles with 9 mm spindle	Set	0,24



### Escutcheon handle set Series N-2000-2003

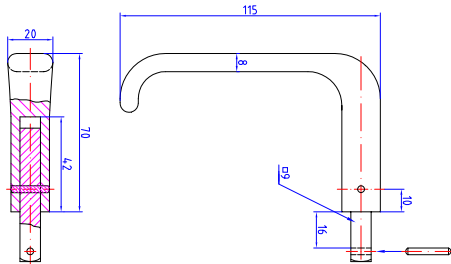
Art.code	Surface	Article description	Unit	Weight
N-200069.0	Stain brushed	Door handle set WC, 75/9 mm	Set	0,58
N-200169.0	Stain brushed	Door handle set BB, 75/9 mm	Set	0,51
N-200269.0	Stain brushed	Door handle set PC, 75/9 mm	Set	0,51
N-200369.0	Stain brushed	Door handle set blind, 9 mm square hole	Set	0,51





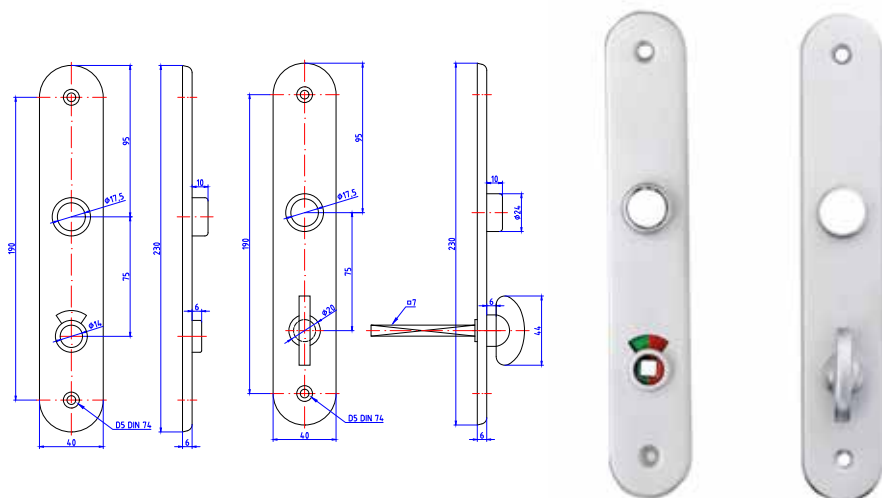
### Door handle set DIN 81317 E Series N-1711

Art.code	Surface	Article description	Unit	Weight
N-171139.0	Stain brushed	Door handle set DIN 81317 E, for rim lock, for doors 32-43 mm	Set	0,46
N-171139.9	Stain matt	Door handle set DIN 81317 E, for rim lock, for doors 32-43 mm	Set	0,46
N-171149.0	Stain brushed	Door handle set DIN 81317 E, for rim lock, for doors 42-53 mm	Set	0,48
N-171149.9	Stain matt	Door handle set DIN 81317 E, for rim lock, for doors 42-53 mm	Set	0,48
N-171159.0	Stain brushed	Door handle set DIN 81317 E, for rim lock, for doors 52-63 mm	Set	0,49
N-171159.9	Stain matt	Door handle set DIN 81317 E, for rim lock, for doors 52-63 mm	Set	0,49
N-171169.0	Stain brushed	Door handle set DIN 81317 E, for rim lock, for doors 62-74 mm	Set	0,50
N-171169.9	Stain matt	Door handle set DIN 81317 E, for rim lock, for doors 62-74 mm	Set	0,50



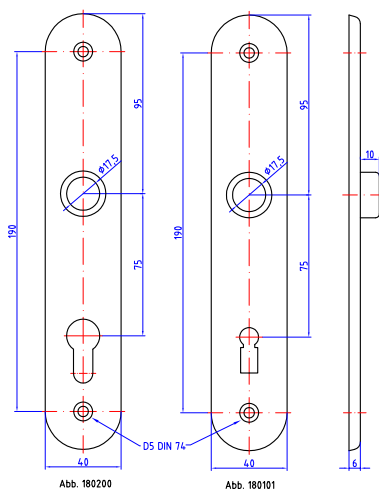
### Door handle set for anti panic lock N-1102 Series N-171194

Art.code	Surface	Article description	Unit	Weight
N-171194.0-W	Stain brushed	Door handle for anti panic lock, 9 mm spindle	Pc.	0,23
N-171194.4-W	Stain polished	Door handle for anti panic lock, 9 mm spindle	Pc.	0,23
N-171194.9-W	Stain matt	Door handle for anti panic lock, 9 mm spindle	Pc.	0,23



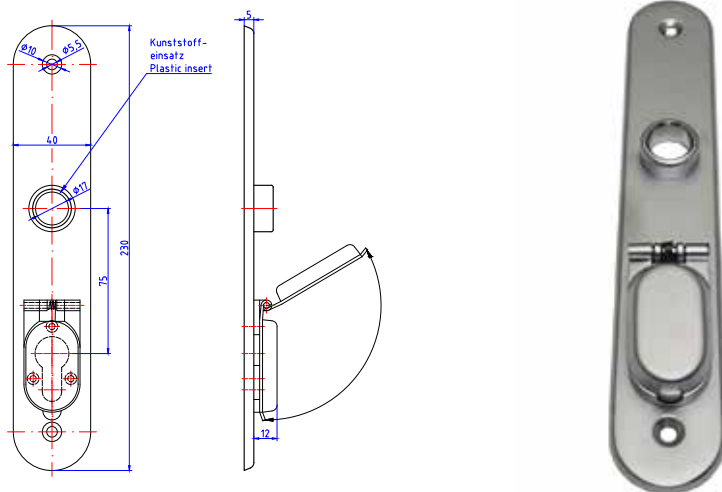
### Escutcheon 230 mm WC Series N-180001/02

Art.code	Surface	Article description	Unit	Weight
N-180001.0	Stain brushed	Escutcheon 230 mm, WC outside with red-green sign	Pc.	0,12
N-180001.4	Stain polished	Escutcheon 230 mm, WC outside with red-green sign	Pc.	0,12
N-180001.9	Stain matt	Escutcheon 230 mm, WC outside with red-green sign	Pc.	0,12
N-180002.0	Stain brushed	Escutcheon 230 mm, WC inside with olive	Pc.	0,13
N-180002.4	Stain polished	Escutcheon 230 mm, WC inside with olive	Pc.	0,13
N-180002.9	Stain matt	Escutcheon 230 mm, WC inside with olive	Pc.	0,13



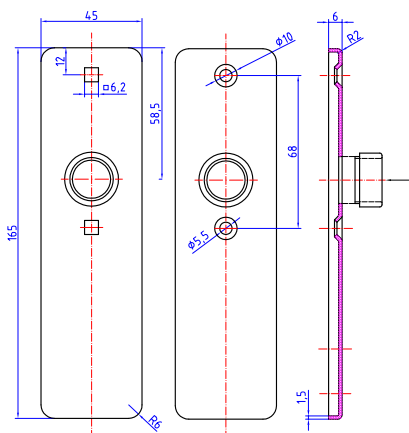
### Escutcheon 230 mm BB PC Blind Series N-1801-1803

Art.code	Surface	Article description	Unit	Weight
N-180101.0	Stain brushed	Escutcheon 230 mm, BB	Pc.	0,12
N-180101.4	Stain polished	Escutcheon 230 mm, BB	Pc.	0,12
N-180101.9	Stain matt	Escutcheon 230 mm, BB	Pc.	0,12
N-180200.0	Stain brushed	Escutcheon 230 mm, PC	Pc.	0,13
N-180200.4	Stain polished	Escutcheon 230 mm, PC	Pc.	0,13
N-180200.9	Stain matt	Escutcheon 230 mm, PC	Pc.	0,13
N-180300.0	Stain brushed	Escutcheon 230 mm, blind	Pc.	0,13
N-180300.4	Stain polished	Escutcheon 230 mm, blind	Pc.	0,13
N-180300.9	Stain matt	Escutcheon 230 mm, blind	Pc.	0,13



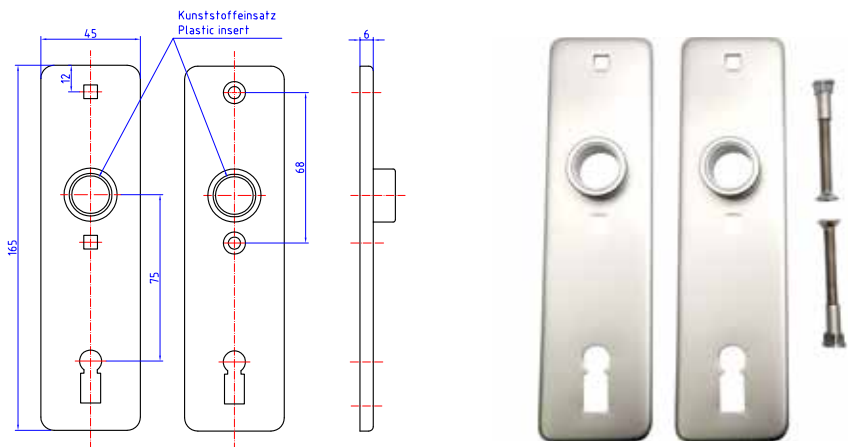
### Escutcheon 230 mm PC with coverplate 12 mm Series N-180202

Art.code	Surface	Article description	Unit	Weight
N-180202.0	Stain brushed	Escutcheon 230 mm, PC with Stain coverplate 12 mm	Pc.	0,05
N-180202.4	Stain polished	Escutcheon 230 mm, PC with Stain coverplate 12 mm	Pc.	0,05
N-180202.9	Stain matt	Escutcheon 230 mm, PC with Stain coverplate 12 mm	Pc.	0,05



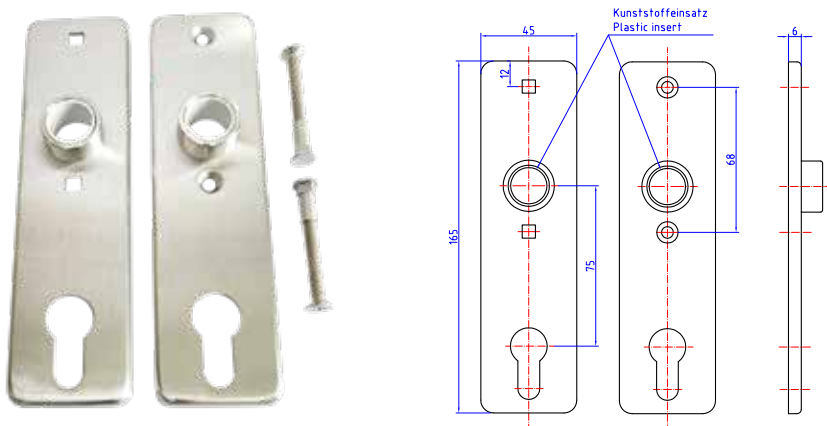
### Escutcheons 165x45 mm Blind Series N-183510

Art.code	Surface	Article description	Unit	Weight
N-183510.0	Stain brushed	Escutcheon pair 165x45 mm, blind	Set	0,23
N-183510.4	Stain polished	Escutcheon pair 165x45 mm, blind	Set	0,23
N-183510.9	Stain matt	Escutcheon pair 165x45 mm, blind	Set	0,23
N-183513.0	Stain brushed	Escutcheon 165x45 mm, blind, round fixing holes, without screws	Pc.	0,12
N-183513.4	Stain polished	Escutcheon 165x45 mm, blind, round fixing holes, without screws	Pc.	0,12
N-183513.9	Stain matt	Escutcheon 165x45 mm, blind, round fixing holes, without screws	Pc.	0,12



**Escutcheons 165x45 mm BB  
Series N-183511**

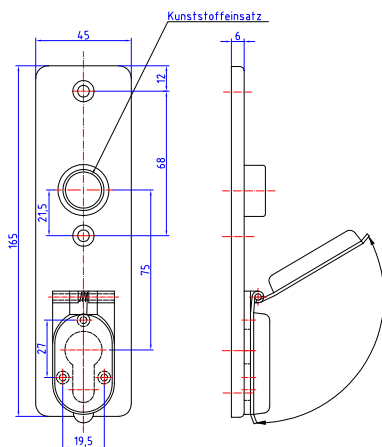
Art.code	Surface	Article description	Unit	Weight
N-183511.0	Stain brushed	Escutcheon pair 165x45 mm, BB, distance 75 mm	Set	0,22
N-183511.4	Stain polished	Escutcheon pair 165x45 mm, BB, distance 75 mm	Set	0,22
N-183511.9	Stain matt	Escutcheon pair 165x45 mm, BB, distance 75 mm	Set	0,22



### Escutcheons 165x45 mm PC 72/75 mm Series N-183512/184512

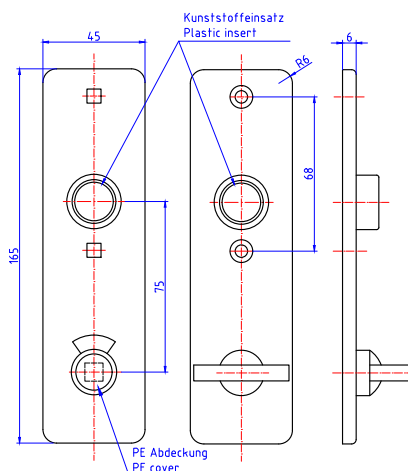
Art.code	Surface	Article description	Unit	Weight
N-183512.0	Stain brushed	Escutcheon pair 165x45 mm, PC, distance 75 mm	Set	0,20
N-183512.4	Stain polished	Escutcheon pair 165x45 mm, PC, distance 75 mm	Set	0,20
N-183512.9	Stain matt	Escutcheon pair 165x45 mm, PC, distance 75 mm	Set	0,20
N-183517.0	Stain brushed	Escutcheon 165x45 mm, PC, round fixing holes, without screws	Pc.	0,11
N-183517.4	Stain polished	Escutcheon 165x45 mm, PC, round fixing holes, without screws	Pc.	0,11
N-183517.9	Stain matt	Escutcheon 165x45 mm, PC, round fixing holes, without screws	Pc.	0,11
N-184512.0	Stain brushed	Escutcheon pair 165x45 mm, PC, distance 72 mm	Set	0,23
N-184512.4	Stain polished	Escutcheon pair 165x45 mm, PC, distance 72 mm	Set	0,23
N-184512.9	Stain matt	Escutcheon pair 165x45 mm, PC, distance 72 mm	Set	0,23





### Escutcheons 165x45 mm with coverplate Series N-183518/19

Art.code	Surface	Article description	Unit	Weight
N-183518.0	Stain brushed	Escutcheon 165x45 mm, PC, mit PC Cover plate, Square fixing holes	Pc.	0,16
N-183518.4	Stain polished	Escutcheon 165x45 mm, PC, mit PC Cover plate, Square fixing holes	Pc.	0,16
N-183518.9	Stain matt	Escutcheon 165x45 mm, PC, mit PC Cover plate, Square fixing holes	Pc.	0,16
N-183519.0	Stain brushed	Escutcheon 165x45 mm, PC, mit PC Cover plate, Square fixing holes	Pc.	0,16
N-183519.4	Stain polished	Escutcheon 165x45 mm, PC, mit PC Cover plate, Square fixing holes	Pc.	0,16
N-183519.9	Stain matt	Escutcheon 165x45 mm, PC, mit PC Cover plate, Round fixing holes	Pc.	0,16

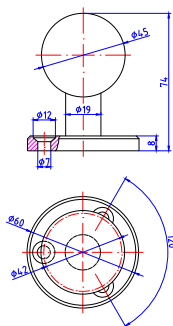


### Escutcheons WC 165x45 mm Series N-1885

Art.code	Surface	Article description	Unit	Weight
N-188511-12.0	Stain brushed	Escutcheon pair WC, olive/red-green sign, 165x45 mm, 75 mm	Set	0,33
N-188511-12.4	Stain polished	Escutcheon pair WC, olive/red-green sign, 165x45 mm, 75 mm	Set	0,33
N-188511-12.9	Stain matt	Escutcheon pair WC, olive/red-green sign, 165x45 mm, 75 mm	Set	0,33
N-188511.0	Stain brushed	Escutcheon WC, red-green sign, 165x45 mm, 75 mm	Pc.	0,11
N-188511.4	Stain polished	Escutcheon WC, red-green sign, 165x45 mm, 75 mm	Pc.	0,11
N-188511.9	Stain matt	Escutcheon WC, red-green sign, 165x45 mm, 75 mm	Pc.	0,11
N-188512.0	Stain brushed	Escutcheon WC, olive, 165x45 mm, 75 mm	Pc.	0,21
N-188512.4	Stain polished	Escutcheon WC, olive, 165x45 mm, 75 mm	Pc.	0,21
N-188512.9	Stain matt	Escutcheon WC, olive, 165x45 mm, 75 mm	Pc.	0,21

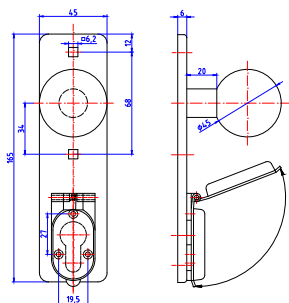


Phone +49 2393 2200-0 · [info@sub-beschlaege.de](mailto:info@sub-beschlaege.de) · [www.sub-beschlaege.de](http://www.sub-beschlaege.de)



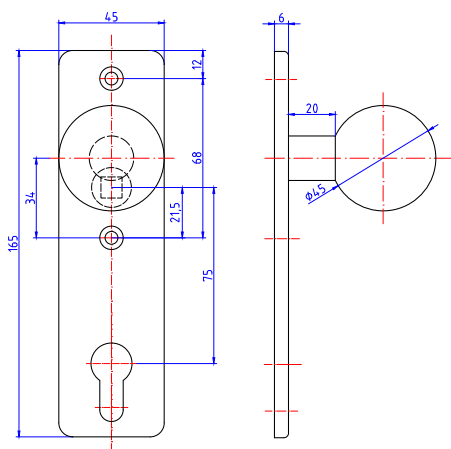
### Door knob massive Rd 45 mm Series N-183540

Art.code	Surface	Article description	Unit	Weight
N-183540.0	Stain brushed	Knob Rd 45 mm, on fixing plate Rd 60x8 mm	Pc.	0,60
N-183540.4	Stain polished	Knob Rd 45 mm, on fixing plate Rd 60x8 mm	Pc.	0,60
N-183540.9	Stain matt	Knob Rd 45 mm, on fixing plate Rd 60x8 mm	Pc.	0,60



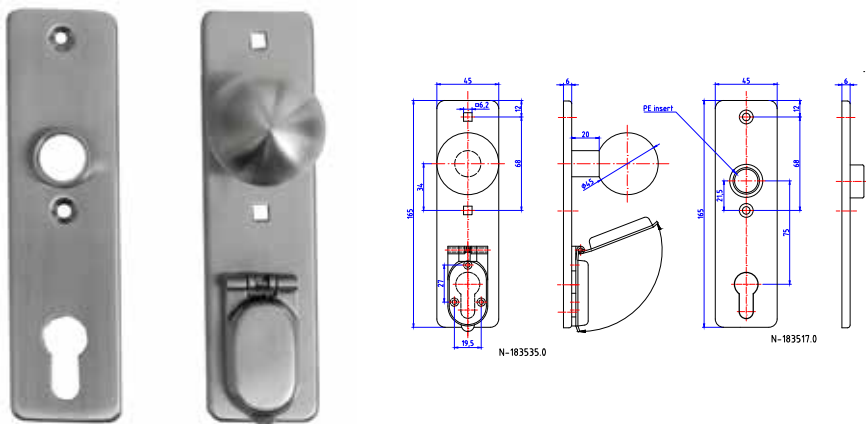
### Escutcheon angular 165x45 mm with knob/coverplate Series N-183535

Art.code	Surface	Article description	Unit	Weight
N-183535.0	Stain brushed	Escutcheon 165x45 mm, PC, 75 mm, Knob and coverplate 12 mm	Pc.	0,42
N-183535.4	Stain polished	Escutcheon 165x45 mm, PC, 75 mm, Knob and coverplate 12 mm	Pc.	0,42
N-183535.9	Stain matt	Escutcheon 165x45 mm, PC, 75 mm, Knob and coverplate 12 mm	Pc.	0,42



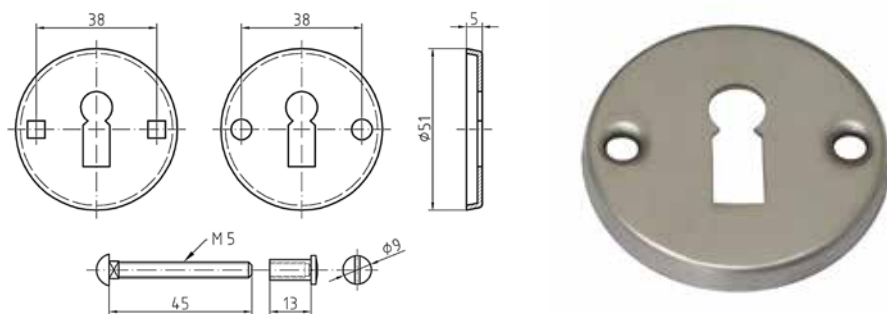
### Escutcheon angular 165x45 mm PC with knob Series N-183560-63

Art.code	Surface	Article description	Unit	Weight
N-183560.0	Stain brushed	Escutcheon 165x45 mm, PC, 75 mm, with knob, round fixing holes	Pc.	0,41
N-183560.9	Stain matt	Escutcheon 165x45 mm, PC, 75 mm, with knob, round fixing holes	Pc.	0,41
N-183561.0	Stain brushed	Escutcheon 165x45 mm, PC, 75 mm, with knob, angular fixing holes	Pc.	0,41
N-183561.9	Stain matt	Escutcheon 165x45 mm, PC, 75 mm, with knob, angular fixing holes	Pc.	0,41
N-183562.0	Stain brushed	Escutcheon 165x45 mm, PC, 72 mm mit Knauf, round fixing holes	Pc.	0,41
N-183562.9	Stain matt	Escutcheon 165x45 mm, PC, 72 mm mit Knauf, round fixing holes	Pc.	0,41
N-183563.0	Stain brushed	Escutcheon 165x45 mm, PC, 72 mm mit Knauf, angular fixing holes	Pc.	0,41
N-183563.9	Stain matt	Escutcheon 165x45 mm, PC, 72 mm mit Knauf, angular fixing holes	Pc.	0,41



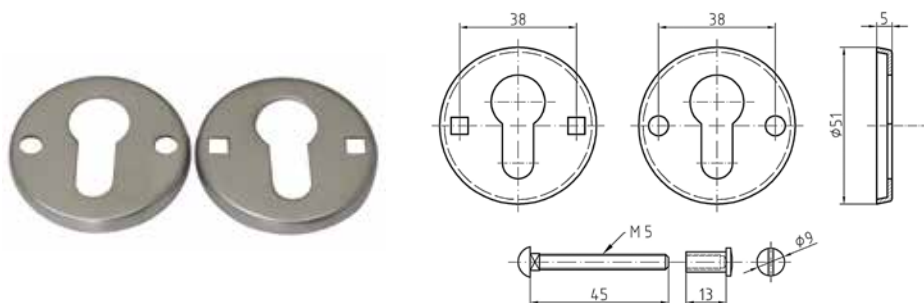
### Escutcheon plates 165x45 mm PC with knob and coverplate 12 mm Series N-183580

Art.code	Surface	Article description	Unit	Weight
N-183580.0	Stain brushed	Escutcheon pair square, PC 75 mm, Knob and coverplate 12 mm	Pc.	0,53
N-183580.9	Stain matt	Escutcheon pair square, PC 75 mm, Knob and coverplate 12 mm	Pc.	0,53



### **Roset Rd BB Series N-1904**

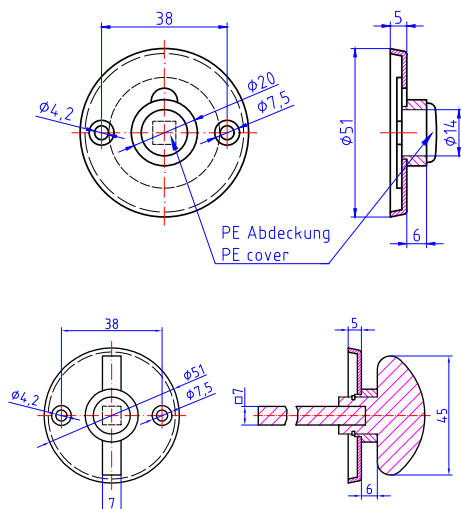
Art.code	Surface	Article description	Unit	Weight
N-190401.0	Stain brushed	Escutcheon BB, for wood screws	Pc.	0,03
N-190401.4	Stain polished	Escutcheon BB, for wood screws	Pc.	0,03
N-190401.9	Stain matt	Escutcheon BB, for wood screws	Pc.	0,03
N-190402.0	Stain brushed	Escutcheon BB with coverplate, for wood screws	Pc.	0,03
N-190402.4	Stain polished	Escutcheon BB with coverplate, for wood screws	Pc.	0,03
N-190402.9	Stain matt	Escutcheon BB with coverplate, for wood screws	Pc.	0,03
N-190410.0	Stain brushed	Escutcheon pair BB, with screw set M5x45 mm	Pc.	0,06
N-190410.4	Stain polished	Escutcheon pair BB, with screw set M5x45 mm	Pc.	0,06
N-190410.9	Stain matt	Escutcheon pair BB, with screw set M5x45 mm	Pc.	0,06



### Roset Rd PC Series N-1902

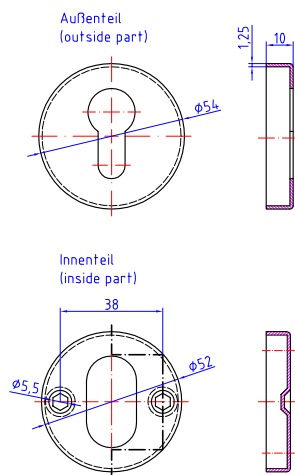
Art.code	Surface	Article description	Unit	Weight
N-190200.0	Stain brushed	Roset PC, for wood screws	Pc.	0,03
N-190200.4	Stain polished	Roset PC, for wood screws	Pc.	0,03
N-190200.9	Stain matt	Roset PC, for wood screws	Pc.	0,03
N-190210.0	Stain brushed	Escutcheon PC, DIN 81316 with screw set M5x45 mm	Set	0,04
N-190210.4	Stain polished	Escutcheon PC, DIN 81316 with screw set M5x45 mm	Set	0,04
N-190210.9	Stain matt	Escutcheon PC, DIN 81316 with screw set M5x45 mm	Set	0,04





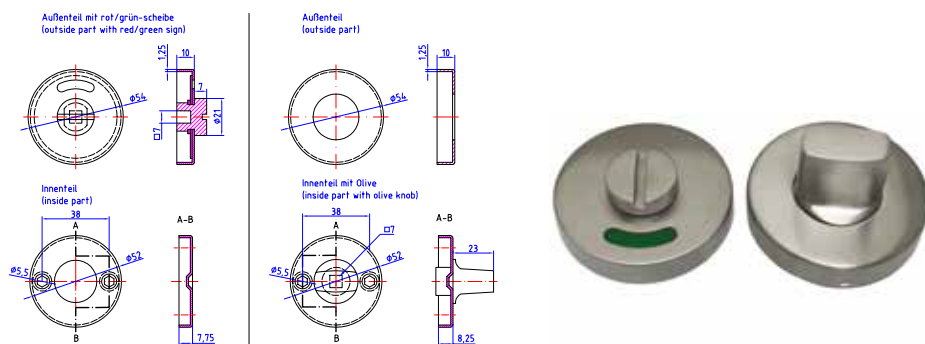
### Roset Rd WC Series N-1900

Art.code	Surface	Article description	Unit	Weight
N-190001.0	Stain brushed	WC roset, red-green sign, for wood screws	Pc.	0,04
N-190001.4	Stain polished	WC roset, red-green sign, for wood screws	Pc.	0,04
N-190001.9	Stain matt	WC roset, red-green sign, for wood screws	Pc.	0,04
N-190002.0	Stain brushed	WC roset, olive, for wood screws	Pc.	0,12
N-190002.4	Stain polished	WC roset, olive, for wood screws	Pc.	0,12
N-190002.9	Stain matt	WC roset, olive, for wood screws	Pc.	0,12
N-190011.0	Stain brushed	WC roset, red-green sign, with screw set	Pc.	0,03
N-190011.4	Stain polished	WC roset, red-green sign, with screw set	Pc.	0,03
N-190011.9	Stain matt	WC roset, red-green sign, with screw set	Pc.	0,03
N-190012.0	Stain brushed	WC roset, olive, with screw set	Pc.	0,12
N-190012.4	Stain polished	WC roset, olive, with screw set	Pc.	0,12
N-190012.9	Stain matt	WC roset, olive, with screw set	Pc.	0,12



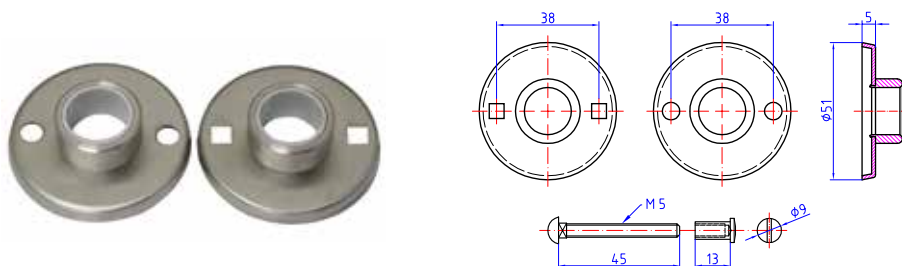
### Roset set PC Series N-180209

Art.code	Surface	Article description	Unit	Weight
N-180209.0	Stain brushed	PC escutcheons with invisible fixing holes	Set	0,09
N-180209.4	Stain polished	PC escutcheons with invisible fixing holes	Set	0,09
N-180209.9	Stain matt	PC escutcheons with invisible fixing holes	Set	0,09



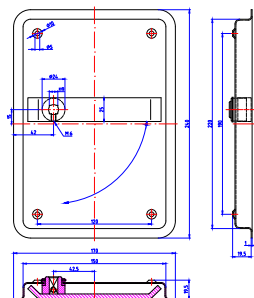
### Roset set WC Series N-1815

Art.code	Surface	Article description	Unit	Weight
N-181500.0	Stain brushed	WC escutcheons. red/green sign and olive. spindle 7 mm	Set	0,20
N-181500.4	Stain polished	WC escutcheons. red/green sign and olive. spindle 7 mm	Set	0,20
N-181500.9	Stain matt	WC escutcheons. red/green sign and olive. spindle 7 mm	Set	0,20
N-181600.0	Stain brushed	WC escutcheons. red/green sign and olive. spindle 8 mm	Set	0,20
N-181600.4	Stain polished	WC escutcheons. red/green sign and olive. spindle 8 mm	Set	0,20
N-181600.9	Stain matt	WC escutcheons. red/green sign and olive. spindle 8 mm	Set	0,20



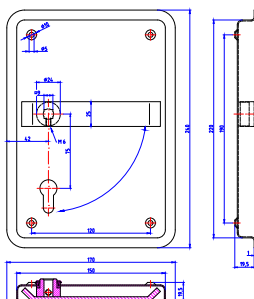
### Handle roset set with/without PE insert Series N-1903

Art.code	Surface	Article description	Unit	Weight
N-190300.0	Stain brushed	Roset for countersunk screws with PE insert	Pc.	0,04
N-190300.4	Stain polished	Roset for countersunk screws with PE insert	Pc.	0,04
N-190300.9	Stain matt	Roset for countersunk screws with PE insert	Pc.	0,04
N-190310.0	Stain brushed	Rosets with PE insert, with screw set M5x45 mm	Set	0,07
N-190310.4	Stain polished	Rosets with PE insert, with screw set M5x45 mm	Set	0,07
N-190310.9	Stain matt	Rosets with PE insert, with screw set M5x45 mm	Set	0,07



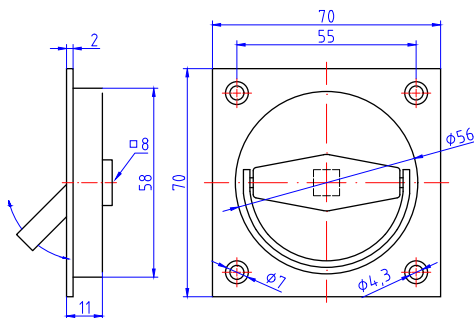
**Flush recessed handle grip set  
Series GM-0001/2**

Art.code	Surface	Article description	Unit	Weight
GM-0001.0	Stain brushed	Recessed flush with grip 240x170 mm, Ri	Pc.	0,53
GM-0002.0	Stain brushed	Recessed flush with grip 240x170 mm, Le	Pc.	0,53



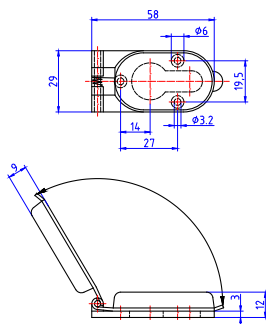
**Flush recessed handle grip set PC  
Series GM-PC01/02**

Art.code	Surface	Article description	Unit	Weight
GM-PZ01.0	Stain brushed	Recessed handle set PC, 240x170 mm, Ri	Pc.	0,56
GM-PZ02.0	Stain brushed	Recessed handle set PC, 240x170 mm, Le	Pc.	0,56



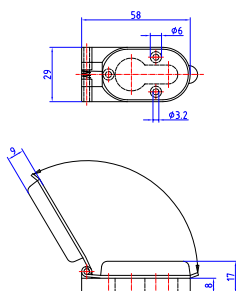
### Recessed pull ring handles Series N-31..

Art.code	Surface	Article description	Unit	Weight
N-313000.0	Stain brushed	Recessed pull ring handle 70x70 mm	Pc.	0,19
N-313000.9	Stain matt	Recessed pull ring handle 70x70 mm	Pc.	0,19
N-313300.0	Stain brushed	Recessed pull ring handle 100x100 mm	Pc.	0,29
N-313300.9	Stain matt	Recessed pull ring handle 100x100 mm	Pc.	0,29



### Coverplate PC 12 mm Series N-183599

Art.code	Surface	Article description	Unit	Weight
N-183599.0	Stain brushed	PC-Coverplate 12 mm with screw set, A4	Pc.	0,05
N-183599.4	Stain polished	PC-Coverplate 12 mm with screw set, A4	Pc.	0,05
N-183599.9	Stain matt	PC-Coverplate 12 mm with screw set, A4	Pc.	0,05



### Coverplate PC 17 mm Series N-183598

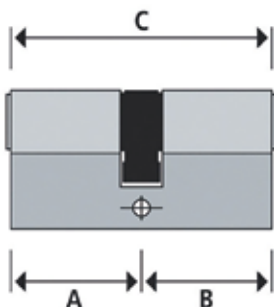
Art.code	Surface	Article description	Unit	Weight
N-183598.0	Stain brushed	PC-Coverplate 17 mm with screw set, A4	Pc.	0,08
N-183598.4	Stain polished	PC-Coverplate 17 mm with screw set, A4	Pc.	0,08
N-183598.9	Stain matt	PC-Coverplate 17 mm with screw set, A4	Pc.	0,08



### Screw & Nut set stainless steel Series N-2090/99

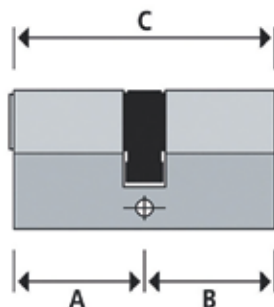
Art.code	Surface	Article description	Unit	Weight
N-209045.0	Stain brushed	Screw/nut set M5x45 mm	Pc.	0,01
N-209045.4	Stain polished	Screw/nut set M5x45 mm	Pc.	0,00
N-209045.9	Stain matt	Screw/nut set M5x45 mm	Pc.	0,01
N-209065.0	Stain brushed	Screw/nut set M5x65 mm	Pc.	0,01
N-209065.4	Stain polished	Screw/nut set M5x65 mm	Pc.	0,01
N-209065.9	Stain matt	Screw/nut set M5x65 mm	Pc.	0,01
N-209999.0	Stain brushed	Pan head fixing nut M5	Pc.	0,00
N-209999.4	Stain polished	Pan head fixing nut M5	Pc.	0,00
N-209999.9	Stain matt	Pan head fixing nut M5	Pc.	0,00





## MLS Double cylinder

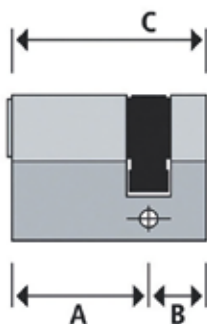
Art.code	Surface	Article description	Unit	Weight
21DC1-MLS-Ni	Bmn	Double cylinder 31/31 = 62 mm	Pc.	0,24
21DC10-MLS-Ni	Bmn	Double cylinder 36/26 = 72 mm	Pc.	0,27
21DC11-MLS-Ni	Bmn	Double cylinder 36/41 = 77 mm	Pc.	0,29
21DC12-MLS-Ni	Bmn	Double cylinder 36/46 = 82 mm	Pc.	0,31
21DC13-MLS-Ni	Bmn	Double cylinder 36/51 = 87 mm	Pc.	0,33
21DC14-MLS-Ni	Bmn	Double cylinder 36/56 = 92 mm	Pc.	0,35
21DC15-MLS-Ni	Bmn	Double cylinder 36/61 = 97 mm	Pc.	0,36
21DC16-MLS-Ni	Bmn	Double cylinder 41/41 = 82 mm	Pc.	0,31
21DC17-MLS-Ni	Bmn	Double cylinder 41/46 = 87 mm	Pc.	0,33
21DC18-MLS-Ni	Bmn	Double cylinder 41/51 = 92 mm	Pc.	0,35
21DC19-MLS-Ni	Bmn	Double cylinder 41/56 = 97 mm	Pc.	0,36
21DC2-MLS-Ni	Bmn	Double cylinder 31/36 = 67 mm	Pc.	0,27
21DC20-MLS-Ni	Bmn	Double cylinder 41/61 = 102 mm	Pc.	0,37
21DC21-MLS-Ni	Bmn	Double cylinder 46/46 = 92 mm	Pc.	0,35
21DC22-MLS-Ni	Bmn	Double cylinder 46/51 = 97 mm	Pc.	0,36
21DC23-MLS-Ni	Bmn	Double cylinder 46/56 = 102 mm	Pc.	0,37
21DC24-MLS-Ni	Bmn	Double cylinder 46/61 = 107 mm	Pc.	0,38
21DC25-MLS-Ni	Bmn	Double cylinder 51/51 = 102 mm	Pc.	0,37
21DC26-MLS-Ni	Bmn	Double cylinder 51/61 = 112 mm	Pc.	0,40
21DC27-MLS-Ni	Bmn	Double cylinder 56/56 = 112 mm	Pc.	0,40



## MLS

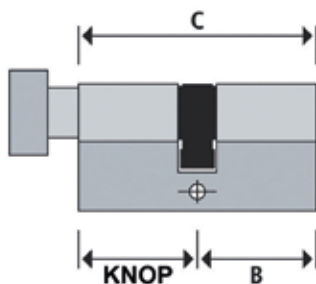
### Double cylinder

Art.code	Surface	Article description	Unit	Weight
21DC28-MLS-Ni	Bmn	Double cylinder 31/76 = 107 mm	Pc.	0,37
21DC29-MLS-Ni	Bmn	Double cylinder 31/81 = 112 mm	Pc.	0,40
21DC3-MLS-Ni	Bmn	Double cylinder 31/41 = 72 mm	Pc.	0,26
21DC4-MLS-Ni	Bmn	Double cylinder 31/46 = 77 mm	Pc.	0,28
21DC5-MLS-Ni	Bmn	Double cylinder 31/51 = 82 mm	Pc.	0,30
21DC6-MLS-Ni	Bmn	Double cylinder 31/56 = 87 mm	Pc.	0,31
21DC7-MLS-Ni	Bmn	Double cylinder 31/61 = 92 mm	Pc.	0,33
21DC8-MLS-Ni	Bmn	Double cylinder 31/66 = 97 mm	Pc.	0,36
21DC9-MLS-Ni	Bmn	Double cylinder 31/71 = 102 mm	Pc.	0,36



## MLS Half cylinder

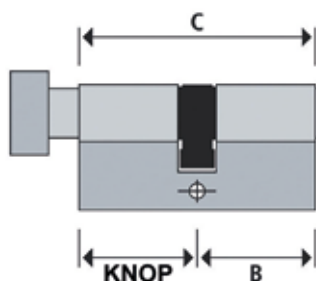
Art.code	Surface	Article description	Unit	Weight
21HC0-MLS-Ni	Bmn	Half cylinder 26/9 = 35 mm	Pc.	0,15
21HC1-MLS-Ni	Bmn	Half cylinder 31/9 = 40 mm	Pc.	0,17
21HC2-MLS-Ni	Bmn	Half cylinder 36/9 = 45 mm	Pc.	0,20
21HC3-MLS-Ni	Bmn	Half cylinder 41/9 = 50 mm	Pc.	0,21
21HC4-MLS-Ni	Bmn	Half cylinder 46/9 = 55 mm	Pc.	0,22
21HC5-MLS-Ni	Bmn	Half cylinder 51/9 = 60 mm	Pc.	0,24
21HC6-MLS-Ni	Bmn	Half cylinder 56/9 = 65 mm	Pc.	0,25
21HC7-MLS-Ni	Bmn	Half cylinder 61/9 = 70 mm	Pc.	0,26
21HC8-MLS-Ni	Bmn	Half cylinder 66/9 = 75 mm	Pc.	0,26
21HC9-MLS-Ni	Bmn	Half cylinder 71/9 = 80 mm	Pc.	0,29



## MLS

### Knob cylinder

Art.code	Surface	Article description	Unit	Weight
21KC1-MLS-Ni	Bmn	Knob cylinder 31/31 = 62 mm	Pc.	0,29
21KC10-MLS-Ni	Bmn	Knob cylinder 36/51 = 87 mm	Pc.	0,37
21KC11-MLS-Ni	Bmn	Knob cylinder 41/31 = 72 mm	Pc.	0,29
21KC12-MLS-Ni	Bmn	Knob cylinder 41/36 = 77 mm	Pc.	0,35
21KC13-MLS-Ni	Bmn	Knob cylinder 41/41 = 82 mm	Pc.	0,35
21KC14-MLS-Ni	Bmn	Knob cylinder 41/46 = 87 mm	Pc.	0,37
21KC15-MLS-Ni	Bmn	Knob cylinder 41/51 = 92 mm	Pc.	0,38
21KC16-MLS-Ni	Bmn	Knob cylinder 46/31 = 77 mm	Pc.	0,35
21KC17-MLS-Ni	Bmn	Knob cylinder 46/36 = 82 mm	Pc.	0,36
21KC18-MLS-Ni	Bmn	Knob cylinder 46/41 = 87 mm	Pc.	0,37
21KC19-MLS-Ni	Bmn	Knob cylinder 46/46 = 92 mm	Pc.	0,38
21KC2-MLS-Ni	Bmn	Knob cylinder 31/36 = 67 mm	Pc.	0,32
21KC20-MLS-Ni	Bmn	Knob cylinder 46/51 = 97 mm	Pc.	0,41
21KC28-MLS-Ni	Bmn	Knob cylinder 31/56 = 87 mm	Pc.	0,38
21KC29-MLS-Ni	Bmn	Knob cylinder 31/61 = 92 mm	Pc.	0,38
21KC3-MLS-Ni	Bmn	Knob cylinder 31/41 = 72 mm	Pc.	0,32
21KC30-MLS-Ni	Bmn	Knob cylinder 31/66 = 97 mm	Pc.	0,39
21KC31-MLS-Ni	Bmn	Knob cylinder 31/71 = 102 mm	Pc.	0,46
21KC32-MLS-Ni	Bmn	Knob cylinder 56/31 = 87 mm	Pc.	0,35
21KC37-MLS-Ni	Bmn	Knob cylinder 36/56 = 92 mm	Pc.	0,39



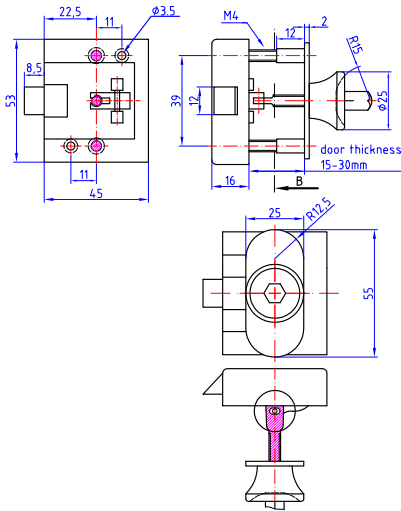
## MLS Knob cylinder

Art.code	Surface	Article description	Unit	Weight
21KC38-MLS-Ni	Bmn	Knob cylinder 51/31 = 82 mm	Pc.	0,36
21KC39-MLS-Ni	Bmn	Knob cylinder 36/61 = 97 mm	Pc.	0,37
21KC4-MLS-Ni	Bmn	Knob cylinder 31/46 = 77 mm	Pc.	0,33
21KC5-MLS-Ni	Bmn	Knob cylinder 31/51 = 82 mm	Pc.	0,35
21KC6-MLS-Ni	Bmn	Knob cylinder 36/31 = 67 mm	Pc.	0,32
21KC7-MLS-Ni	Bmn	Knob cylinder 36/36 = 72 mm	Pc.	0,32
21KC8-MLS-Ni	Bmn	Knob cylinder 36/41 = 77 mm	Pc.	0,34
21KC9-MLS-Ni	Bmn	Knob cylinder 36/46 = 82 mm	Pc.	0,34

**MLS**  
**Single key**

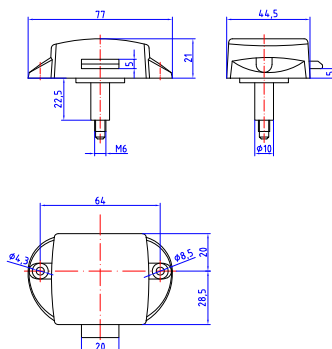
---

Art.code	Surface	Article description	Unit	Weight
21-MLS	Msn	Single key	Pc.	0,02
21-MLS-G	Msn	Group key	Pc.	0,01
21-MLS-GHS	Msn	General Masterkey	Pc.	0,01
21-MLS-HS	Msn	Master key	Pc.	0,01



## Rim snapper 1503 Series 1503

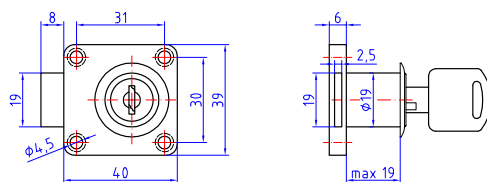
Art.code	Surface	Article description	Unit	Weight
150370.4	Bp	Rim snapper 45x53 Bm, Ri/Le/Lad	Pc.	0,17
150370.6	Bpc	Rim snapper 45x53 Bm, Ri/Le/Lad	Pc.	0,17
150370.9	Bmc	Rim snapper 45x53 Bm, Ri/Le/Lad	Pc.	0,16
228008.4	Bp	Striking plate 40x29 mm for snappers group Gruppe 15	Pc.	0,01
228008.6	Bpc	Striking plate 40x29 mm for snappers group Gruppe 15	Pc.	0,01
228008.9	Bmc	Striking plate 40x29 mm for snappers group Gruppe 15	Pc.	0,01
228110.4	Bp	Striking plate for push rim locks	Pc.	0,01
228110.6	Bpc	Striking plate for push rim locks	Pc.	0,01
228110.9	Bmc	Striking plate for push rim locks	Pc.	0,01



### Rim snapper 1517

#### Series 1517

Art.code	Surface	Article description	Unit	Weight
151770.0	Zinc	Cabinet press knob snapper, without roset and knob	Pc.	0,09

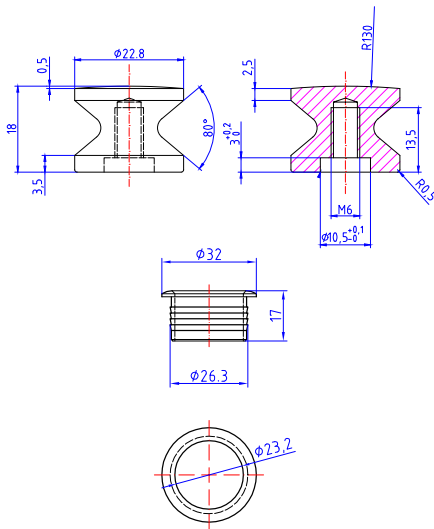


### Rim snapper 1518

#### Series 1518

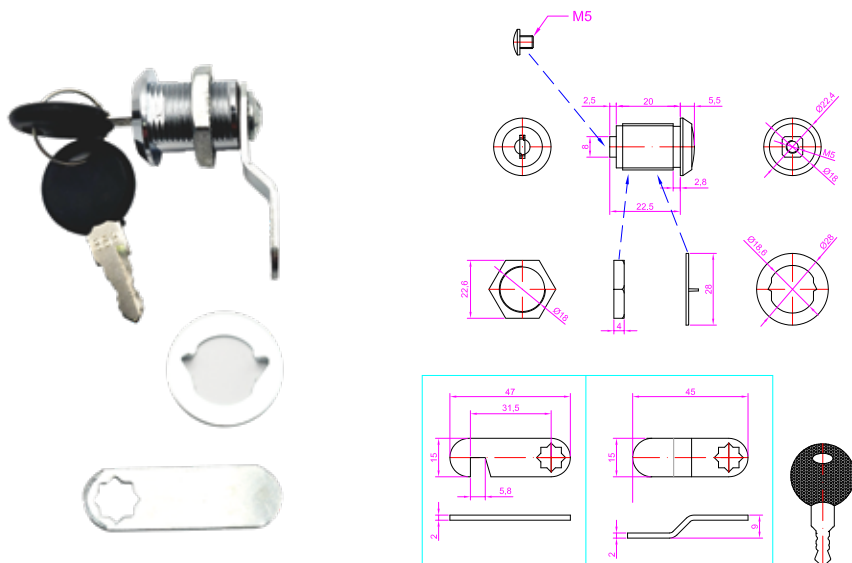
Art.code	Surface	Article description	Unit	Weight
151800.0	Steel Ni	Cabinet rim lock with roset and 2 keys, Ri/Le/LAD	Pc.	0,08





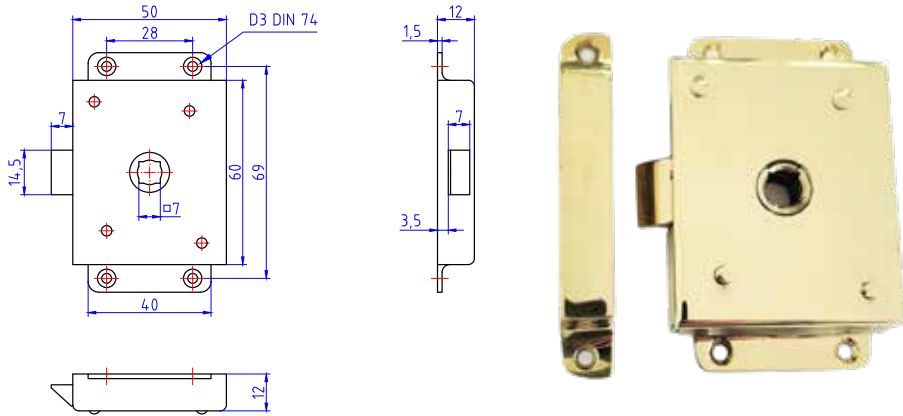
## Push knob and ring for 1517 Series N-47.., / 47.522/34

Art.code	Surface	Article description	Unit	Weight
47.522.0	Bp	Push knob Rd 22.8x19.5 mm	Pc.	0,04
47.522.6	Bpc	Push knob Rd 22.8x19.5 mm	Pc.	0,04
47.522.8	Bmn	Push knob Rd 22.8x19.5 mm	Pc.	0,04
47.522.9	Bmc	Push knob Rd 22.8x19.5 mm	Pc.	0,04
47.522.9-PBL	PVD black	Push knob Rd 22.8x19.5 mm	Pc.	0,04
47.532.0	Bp	Push knob Rd 23x25 mm	Pc.	0,04
47.532.6	Bpc	Push knob Rd 23x25 mm	Pc.	0,04
47.532.8	Bmn	Push knob Rd 23x25 mm	Pc.	0,04
47.533.4	Bp	Knob ring Rd 34x16.6 mm, with chamfer	Pc.	0,02
47.533.6	Bpc	Knob ring Rd 34x16.6 mm, with chamfer	Pc.	0,02
47.533.8	Bmn	Knob ring Rd 34x16.6 mm, with chamfer	Pc.	0,02
47.534.0	Bp	Knob ring Rd 32x17 mm, without chamfer	Pc.	0,02
47.534.6	Bpc	Knob ring Rd 32x17 mm, without chamfer	Pc.	0,02
47.534.8	Bmn	Knob ring Rd 32x17 mm, without chamfer	Pc.	0,02
47.534.9-PBL	PVD black	Knob ring Rd 32x17 mm, without chamfer	Pc.	0,02
N-47.522.0	Stain brushed	Push knob Rd 22.8x18 mm	Pc.	0,04
N-47.522.4	Stain polished	Push knob Rd 22.8x18 mm	Pc.	0,04
N-47.522.9	Stain matt	Push knob Rd 22.8x18 mm	Pc.	0,04
N-47.522.9-PBL	PVD black	Push knob Rd 22.8x18 mm, PVD black matt	Pc.	0,04
N-47.534.0	Stain brushed	Knob ring Rd 32x17 mm	Pc.	0,02
N-47.534.4	Stain polished	Knob ring Rd 32x17 mm	Pc.	0,02
N-47.534.9	Stain matt	Knob ring Rd 32x17 mm	Pc.	0,02
N-47.534.9-PBL	PVD black	Knob ring Rd 32x17 mm, PVD black matt	Pc.	0,02



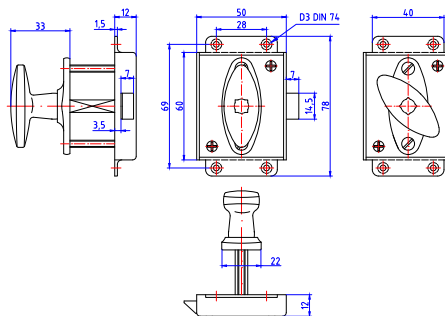
### Rim cabinet lock with 2 keys Series 1535

Art.code	Surface	Article description	Unit	Weight
153500.0	Steel Chr	Furniture lock with locking lever (straight/cranked) changeable with 2 keys	Pc.	0,05



### **Tiny rim dead lock backset 25 mm Series 118300**

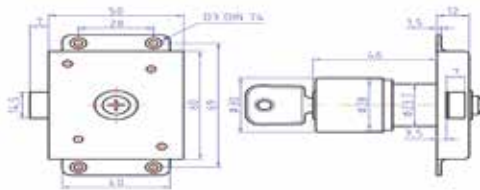
Art.code	Surface	Article description	Unit	Weight
118300.4	Bp	Tiny rim dead lock, Ri/Le, 78x50 mm, backset 25 mm	Pc.	0,13
118300.6	Bpc	Tiny rim dead lock, Ri/Le, 78x50 mm, backset 25 mm	Pc.	0,13
118300.9	Bmc	Tiny rim dead lock, Ri/Le, 78x50 mm, backset 25 mm	Pc.	0,13
118330.4	Bp	Striking box for 118300, 78x12 mm	Pc.	0,03
118330.6	Bpc	Striking box for 118300, 78x12 mm	Pc.	0,03
118330.9	Bmc	Striking box for 118300, 78x12 mm	Pc.	0,03



## Rim cabinet lock with knob lockable

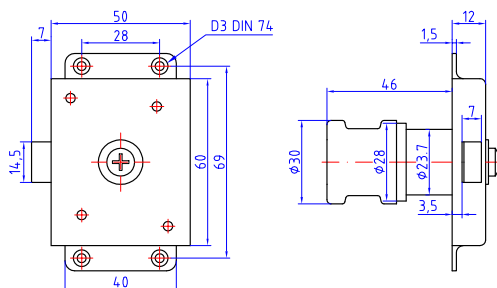
### Series 118350

Art.code	Surface	Article description	Unit	Weight
118350.4	Bp	Tiny rim dead lock, Ri/Le, 78x50 mm, backset 25 mm, with turning olive on roset	Pc.	0,25
118350.6	Bpc	Tiny rim dead lock, Ri/Le, 78x50 mm, backset 25 mm, with turning olive on roset	Pc.	0,25
118350.9	Bmc	Tiny rim dead lock, Ri/Le, 78x50 mm, backset 25 mm, with turning olive on roset	Pc.	0,25
118330.4	Bp	Striking box for 118300, 78x12 mm	Pc.	0,03
118330.6	Bpc	Striking box for 118300, 78x12 mm	Pc.	0,03
118330.9	Bmc	Striking box for 118300, 78x12 mm	Pc.	0,03



### Tiny rim dead lock backset 25 mm with olive Series 1184

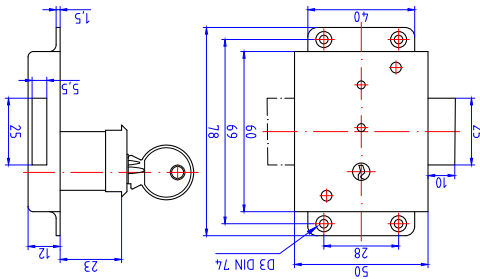
Art.code	Surface	Article description	Unit	Weight
118401.4	Bp	Cabinet rim lock with turn knob, Ri	Pc.	0,28
118401.6	Bpc	Cabinet rim lock with turn knob, Ri	Pc.	0,28
118401.9	Bmc	Cabinet rim lock with turn knob, Ri	Pc.	0,28
118402.4	Bp	Cabinet rim lock with turn knob, Le	Pc.	0,28
118402.6	Bpc	Cabinet rim lock with turn knob, Le	Pc.	0,28
118402.9	Bmc	Cabinet rim lock with turn knob, Le	Pc.	0,28
118403.4	Bp	Cabinet rim lock with turn knob, LAD	Pc.	0,29
118403.6	Bpc	Cabinet rim lock with turn knob, LAD	Pc.	0,29
118403.9	Bmc	Cabinet rim lock with turn knob, LAD	Pc.	0,29
228008.9	Bmc	Striking plate 40x29 mm for snappers group 15	Pc.	0,01
228110.9	Bmc	Striking plate for push rim locks	Pc.	0,01



## Rim cabinet lock with turn knob

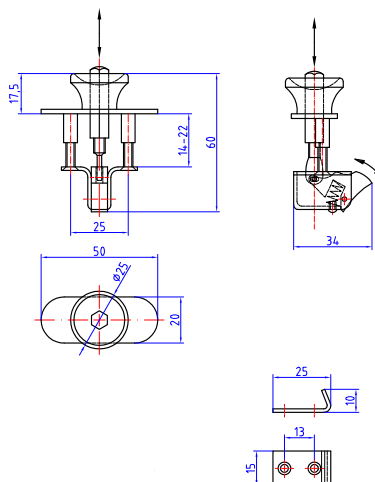
### Series 1185

Art.code	Surface	Article description	Unit	Weight
118500.4	Bp	Cabinet rim lock with turn knob, Ri / Li	Pc.	0,27
118500.6	Bpc	Cabinet rim lock with turn knob, Ri / Li	Pc.	0,27
118500.9	Bmc	Cabinet rim lock with turn knob, Ri / Li	Pc.	0,27
228008.4	Bp	Striking plate 40x29 mm for snappers group 15	Pc.	0,01
228008.6	Bpc	Striking plate 40x29 mm for snappers group 15	Pc.	0,01
228008.9	Bmc	Striking plate 40x29 mm for snappers group 15	Pc.	0,01
228110.4	Bp	Striking plate for push rim locks	Pc.	0,01
228110.6	Bpc	Striking plate for push rim locks	Pc.	0,01
228110.9	Bmc	Striking plate for push rim locks	Pc.	0,01



## Double dead rim lock with cylinder Series 1305

Art.code	Surface	Article description	Unit	Weight
130560.6	Bpc	Double dead rim lock, backset 30 mm, Ri / Li	Pc.	0,26
130570.6	Bpc	Double dead rim lock, backset 25 mm, Ri / Li	Pc.	0,24
130580.6	Bpc	Double dead rim lock, backset 20 mm, Ri / Li	Pc.	0,23

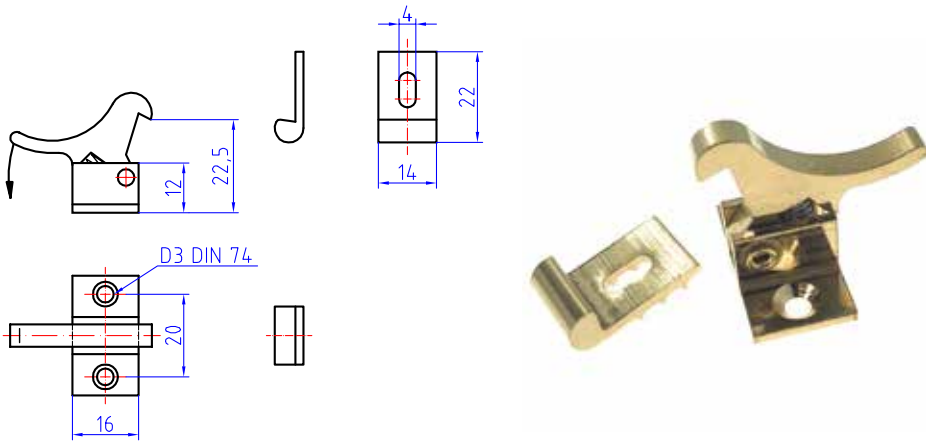


## Press knob snapper 1515

### Series 1515

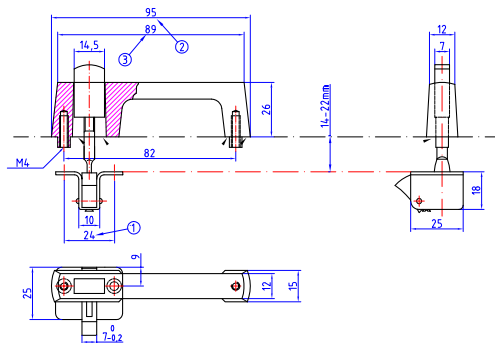
Art.code	Surface	Article description	Unit	Weight
151570.4	Bp	Press knob snapper	Pc.	0,10
151570.6	Bpc	Press knob snapper	Pc.	0,10
151570.9	Bmc	Press knob snapper	Pc.	0,10
151571.4	Bp	Striking plate for snappers group No. 151570	Pc.	0,01
151571.6	Bpc	Striking plate for snappers group No. 151570	Pc.	0,01
151571.9	Bmc	Striking plate for snappers group No. 151570	Pc.	0,01
228110.4	Bp	Striking plate for push rim locks	Pc.	0,01
228110.6	Bpc	Striking plate for push rim locks	Pc.	0,01
228110.9	Bmc	Striking plate for push rim locks	Pc.	0,01





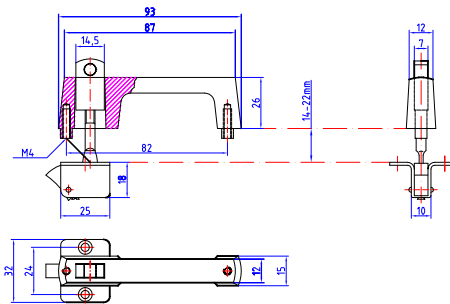
## Finger snapper set Series 5160

Art.code	Surface	Article description	Unit	Weight
516000.1	Brp	Finger snapper with counter plate	Pc.	0,03
516000.2	Brpn	Finger snapper with counter plate	Pc.	0,03



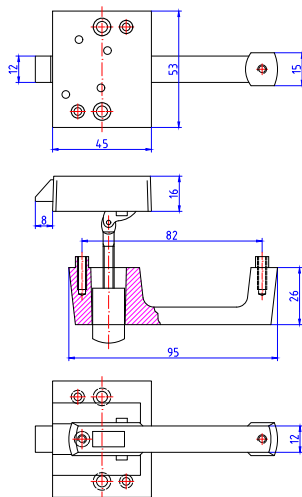
## Rim snapper with grip Series N-1520

Art.code	Surface	Article description	Unit	Weight
N-152000.0	Stain brushed	Rim snapper with grip, Ri / Le / LAD	Pc.	0,18
N-152000.4	Stain polished	Rim snapper with grip, Ri / Le / LAD	Pc.	0,18
N-152000.9	Stain matt	Rim snapper with grip, Ri / Le / LAD	Pc.	0,18
228110.9	Bmc	Striking plate for push rim locks	Pc.	0,01
228110.9	Bmc	Striking plate for push rim locks	Pc.	0,01



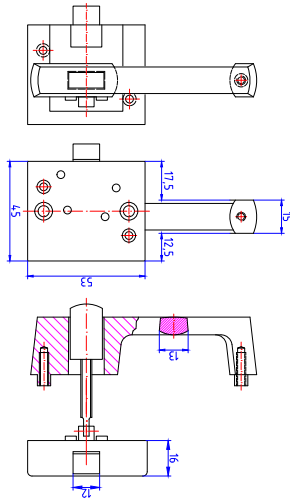
## Rim snapper with grip lockable Series N-1523

Art.code	Surface	Article description	Unit	Weight
N-152300.0	Stain brushed	Rim snapper with grip, Ri / Le / LAD, lockable	Pc.	0,18
N-152300.4	Stain polished	Rim snapper with grip, Ri / Le / LAD, lockable	Pc.	0,18
N-152300.9	Stain matt	Rim snapper with grip, Ri / Le / LAD, lockable	Pc.	0,18
228110.9	Bmc	Striking plate for push rim locks	Pc.	0,01



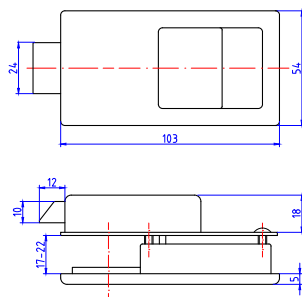
### Rim snapper with cabinet lock for Ri/Le Series N-1529

Art.code	Surface	Article description	Unit	Weight
N-152900.0	Stain brushed	Rim snapper 1503 with stainless steel handle and knob, Ri/Le	Pc.	0,26
N-152900.9	Stain matt	Rim snapper 1503 with stainless steel handle and knob, Ri/Le	Pc.	0,26
228110.9	Bmc	Striking plate for push rim locks	Pc.	0,01



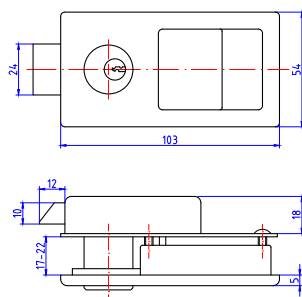
## Rim snapper with grip for drawers Series N-1530

Art.code	Surface	Article description	Unit	Weight
N-153000.0	Stain brushed	Cabinet rim lock with stainless steel, handle and knob for drawer usage	Pc.	0,28
N-153000.4	Stain polished	Cabinet rim lock with stainless steel, handle and knob for drawer usage	Pc.	0,28
N-153000.9	Stain matt	Cabinet rim lock with stainless steel, handle and knob for drawer usage	Pc.	0,28
228110.9	Bmc	Striking plate for push rim locks	Pc.	0,01



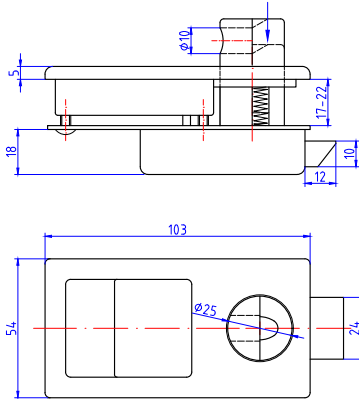
### Cabinet rim lock flat with grip Series 1525

Art.code	Surface	Article description	Unit	Weight
152500.0	Niro	Cabinet rim lock flat 104x54 mm, without cylinder	Pc.	0,27
229000.0	Alu	Striking box klein 35x20 mm, for 1525 - 1526	Pc.	0,01
229100.0	Alu	Striking box groß 35x30 mm, for 1525 - 1526	Pc.	0,02



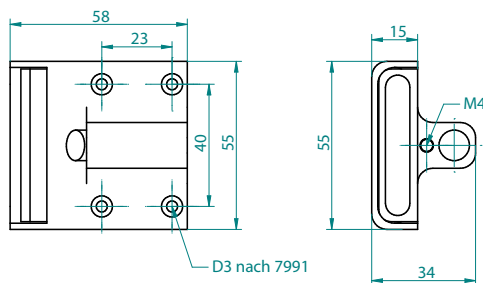
### Cabinet rim lock lockable Series 1526

Art.code	Surface	Article description	Unit	Weight
152600.0	Niro	Cabinet rim lock flat 104x54 mm, with round cylinder	Pc.	0,40
229000.0	Alu	Striking box klein 35x20 mm, for 1525-1526	Pc.	0,01
229100.0	Alu	Striking box groß 35x30 mm, for 1525 - 1526	Pc.	0,02



### Cabinet rim lock with flat grip lockable Series 152700

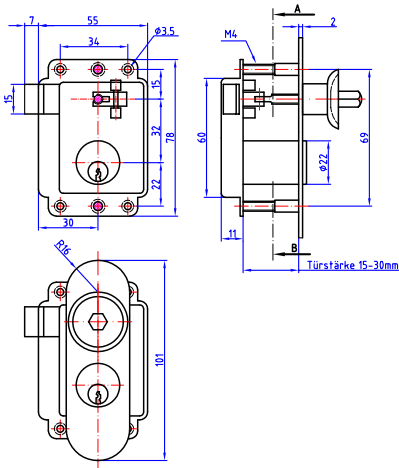
Art.code	Surface	Article description	Unit	Weight
152700.0	Niro	Cabinet flush snapper with splitted knob, lockable	Pc.	0,35
229000.0	Alu	Striking box klein 35x20 mm, for 1525-1526	Pc.	0,01
229100.0	Alu	Striking box groß 35x30 mm, for 1525-1526	Pc.	0,02



## Press knob cabinet snapper Series 1500

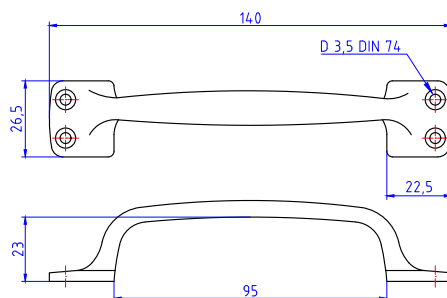
Art.code	Surface	Article description	Unit	Weight
150000.0	Alu si	Press knob cabinet snapper for invisible assembly, silver anodized	Pc.	0,08
150000.00	Alu black	Press knob cabinet snapper for invisible assembly, black anodized	Pc.	0,08
229000.0	Alu	Striking box klein 35x20 mm, for 1525-1526	Pc.	0,01





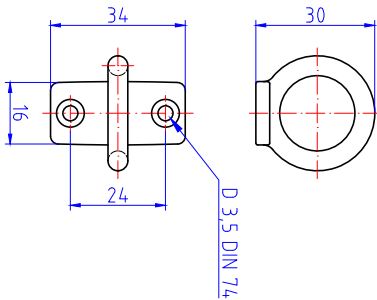
## Cabinet rim lock with cylinder Series 1512

Art.code	Surface	Article description	Unit	Weight
151261.4	Bp	Cabinet rim lock 55x78 mm, with cylinder, Ri	Pc.	0,34
151261.6	Bpc	Cabinet rim lock 55x78 mm, with cylinder, Ri	Pc.	0,34
151261.9	Bmc	Cabinet rim lock 55x78 mm, with cylinder, Ri	Pc.	0,34
151262.4	Bp	Cabinet rim lock 55x78 mm, with cylinder, Le	Pc.	0,34
151262.6	Bpc	Cabinet rim lock 55x78 mm, with cylinder, Le	Pc.	0,34
151262.9	Bmc	Cabinet rim lock 55x78 mm, with cylinder, Le	Pc.	0,34
151263.4	Bp	Cabinet rim lock 55x78 mm, with cylinder, LAD	Pc.	0,30
151263.6	Bpc	Cabinet rim lock 55x78 mm, with cylinder, LAD	Pc.	0,30
151263.9	Bmc	Cabinet rim lock 55x78 mm, with cylinder, LAD	Pc.	0,30
228110.4	Bp	Striking plate for push rim locks	Pc.	0,01
228110.6	Bpc	Striking plate for push rim locks	Pc.	0,01
228110.9	Bmc	Striking plate for push rim locks	Pc.	0,01



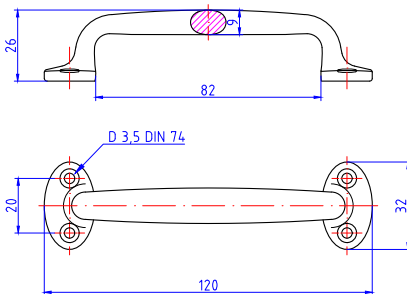
## Window grip 5101 Series 5101

Art.code	Surface	Article description	Unit	Weight
510100.4	Bp	Window grip 100 mm	Pc.	0,04
510100.6	Bpc	Window grip 100 mm	Pc.	0,04
510100.9	Bmc	Window grip 100 mm	Pc.	0,04
510120.4	Bp	Window grip 120 mm	Pc.	0,06
510120.6	Bpc	Window grip 120 mm	Pc.	0,06
510120.9	Bmc	Window grip 120 mm	Pc.	0,06
510140.4	Bp	Window grip 140 mm	Pc.	0,09
510140.6	Bpc	Window grip 140 mm	Pc.	0,09
510140.9	Bmc	Window grip 140 mm	Pc.	0,09



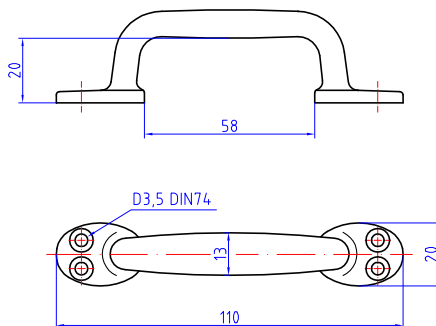
## Window ring grip

Art.code	Surface	Article description	Unit	Weight
310600.1	Brp	Window ring grip 30 mm	Pc.	0,03
310600.2	Brpn	Window ring grip 30 mm	Pc.	0,03



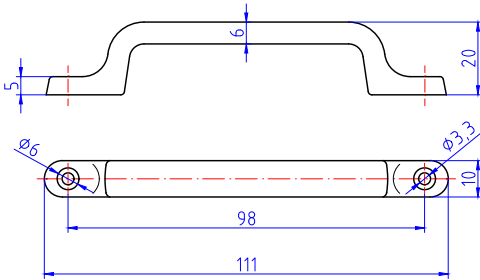
## Cabinet grip 120 mm Series 5111

Art.code	Surface	Article description	Unit	Weight
511120.4	Bp	Hand Grip 120 mm	Pc.	0,09
511120.6	Bpc	Hand Grip 120 mm	Pc.	0,09
511120.9	Bmc	Hand Grip 120 mm	Pc.	0,09



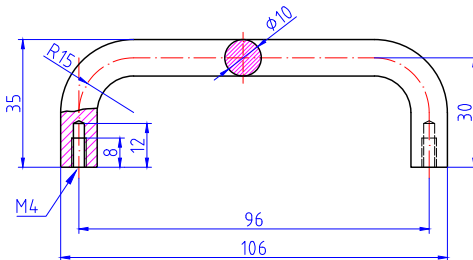
### Cabinet grip 110/140 mm Series 5121

Art.code	Surface	Article description	Unit	Weight
512110.4	Bp	Hand Grip 110 mm, D=13 mm	Pc.	0,08
512110.6	Bpc	Hand Grip 110 mm, D=13 mm	Pc.	0,08
512110.9	Bmc	Hand Grip 110 mm, D=13 mm	Pc.	0,08
512140.4	Bp	Hand Grip 140 mm, D=18 mm	Pc.	0,19
512140.6	Bpc	Hand Grip 140 mm, D=18 mm	Pc.	0,19
512140.9	Bmc	Hand Grip 140 mm, D=18 mm	Pc.	0,19



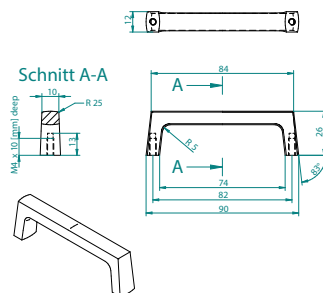
### Cabinet grip 110 mm Series 5131

Art.code	Surface	Article description	Unit	Weight
513110.4	Bp	Cabinet grip 110 mm	Pc.	0,06
513110.6	Bpc	Cabinet grip 110 mm	Pc.	0,06
513110.9	Bmc	Cabinet grip 110 mm	Pc.	0,06



### Bow grip 106 mm Series N-5171

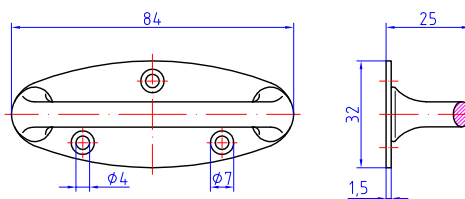
Art.code	Surface	Article description	Unit	Weight
N-517106.0	Stain brushed	Bow grip 106 mm	Pc.	0,09
N-517106.4	Stain polished	Bow grip 106 mm	Pc.	0,09
N-517106.9	Stain matt	Bow grip 106 mm	Pc.	0,09



## Cabinet grip 5175 90 mm

### Series N-5175

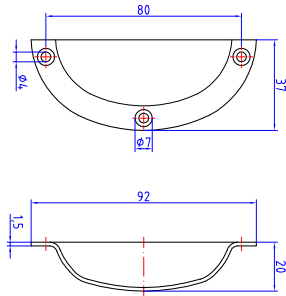
Art.code	Surface	Article description	Unit	Weight
N-517500.0	Stain brushed	Cabinet grip 93 mm, for TS 15-20 mm	Pc.	0,11
N-517500.4	Stain polished	Cabinet grip 93 mm, for TS 15-20 mm	Pc.	0,11
N-517500.9	Stain matt	Cabinet grip 93 mm, for TS 15-20 mm	Pc.	0,11



## Cabinet grip with oval fixing plate 85x32 mm

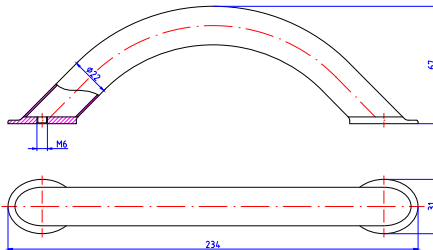
### Series 5130

Art.code	Surface	Article description	Unit	Weight
513020.4	Bp	Cabinet grip 85x32 mm	Pc.	0,06
513020.6	Bpc	Cabinet grip 85x32 mm	Pc.	0,06
513020.9	Bmc	Cabinet grip 85x32 mm	Pc.	0,06



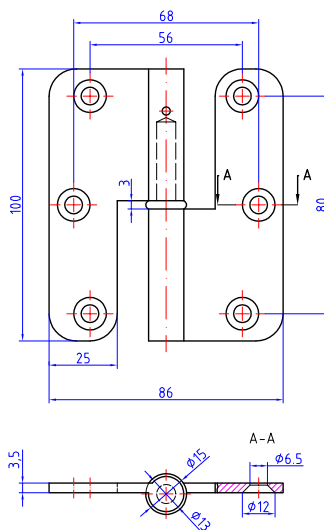
### Cabinet shell grip 80 mm Series 5140

Art.code	Surface	Article description	Unit	Weight
514080.4	Bp	Cabinet shell grip 80 mm	Pc.	0,09
514080.6	Bpc	Cabinet shell grip 80 mm	Pc.	0,09
514080.9	Bmc	Cabinet shell grip 80 mm	Pc.	0,09



### Hand grip 230 mm Series N-510230

Art.code	Surface	Article description	Unit	Weight
N-510230.4	Stain polished	Hand grip 230 mm, for fixation with screws M6	Pc.	0,18
N-510230.9	Stain matt	Hand grip 230 mm, for fixation with screws M6	Pc.	0,18

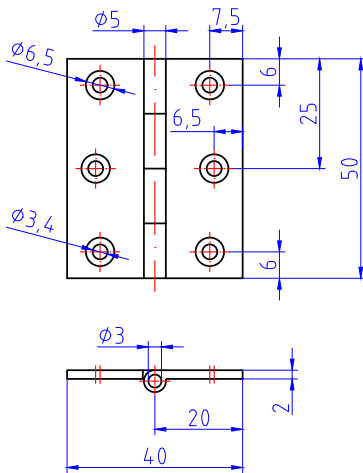


## Hinge DIN 81401 A

### Series 230011-51

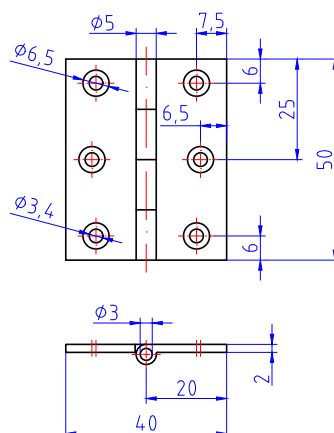
Art.code	Surface	Article description	Unit	Weight
230011.4	Bp	Hinge 120x96 mm, Ri	Pc.	0,39
230012.4	Bp	Hinge 120x96 mm, Le	Pc.	0,39
230021.4	Bp	Hinge 110x96 mm, Ri	Pc.	0,34
230022.4	Bp	Hinge 110x96 mm, Le	Pc.	0,34
230031.4	Bp	Hinge 110x86 mm, Ri	Pc.	0,29
230032.4	Bp	Hinge 110x86 mm, Le	Pc.	0,29
230041.4	Bp	Hinge 100x86 mm, Ri	Pc.	0,25
230042.4	Bp	Hinge 100x86 mm, Le	Pc.	0,25
230051.4	Bp	Hinge 90x63 mm, Ri	Pc.	0,16
230052.4	Bp	Hinge 90x63 mm, Le	Pc.	0,16





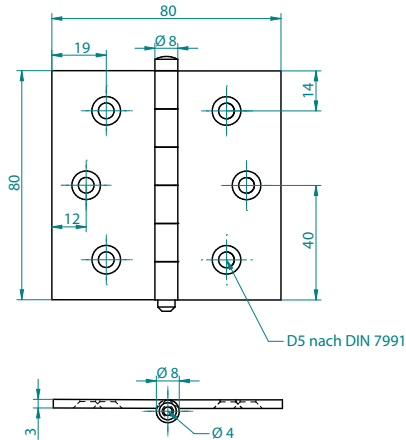
## Hinge DIN 81402 E Series 2314

Art.code	Surface	Article description	Unit	Weight
231400.4	Bp	Hinge DIN 81402 E, 80x80x3 mm, fixed pin	Pc.	0,13
231400.6	Bpc	Hinge DIN 81402 E, 80x80x3 mm, fixed pin	Pc.	0,13
231400.9	Bmc	Hinge DIN 81402 E, 80x80x3 mm, fixed pin	Pc.	0,13
231405.4	Bp	Hinge DIN 81402 E, 80x60x3 mm, fixed pin	Pc.	0,13
231405.6	Bpc	Hinge DIN 81402 E, 80x60x3 mm, fixed pin	Pc.	0,13
231405.9	Bmc	Hinge DIN 81402 E, 80x60x3 mm, fixed pin	Pc.	0,13
231410.4	Bp	Hinge DIN 81402 E, 70x60x2.5 mm, fixed pin	Pc.	0,10
231410.6	Bpc	Hinge DIN 81402 E, 70x60x2.5 mm, fixed pin	Pc.	0,10
231410.9	Bmc	Hinge DIN 81402 E, 70x60x2.5 mm, fixed pin	Pc.	0,10
231420.4	Bp	Hinge DIN 81402 E, 60x50x2.2 mm, fixed pin	Pc.	0,06
231420.6	Bpc	Hinge DIN 81402 E, 60x50x2.2 mm, fixed pin	Pc.	0,06
231430.4	Bp	Hinge DIN 81402 E, 60x40x2 mm, fixed pin	Pc.	0,03
231430.6	Bpc	Hinge DIN 81402 E, 60x40x2 mm, fixed pin	Pc.	0,03
231430.9	Bmc	Hinge DIN 81402 E, 60x40x2 mm, fixed pin	Pc.	0,03
231450.4	Bp	Hinge DIN 81402 E, 50x40x1.5 mm, fixed pin	Pc.	0,03
231450.6	Bpc	Hinge DIN 81402 E, 50x40x1.5 mm, fixed pin	Pc.	0,03
231450.9	Bmc	Hinge DIN 81402 E, 50x40x1.5 mm, fixed pin	Pc.	0,03
231460.4	Bp	Hinge DIN 81402 E, 50x30x1.5 mm, fixed pin	Pc.	0,02
231460.6	Bpc	Hinge DIN 81402 E, 50x30x1.5 mm, fixed pin	Pc.	0,02
231460.9	Bmc	Hinge DIN 81402 E, 50x30x1.5 mm, fixed pin	Pc.	0,02



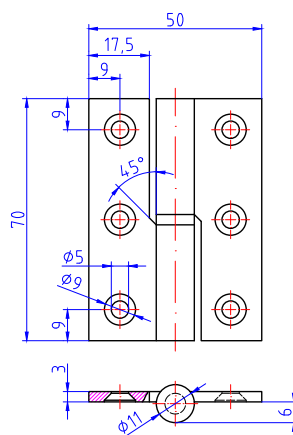
## Hinge DIN 81402 E Series 2314

Art.code	Surface	Article description	Unit	Weight
231470.4	Bp	Hinge DIN 81402 E, 40x30x1.5 mm, fixed pin	Pc.	0,02
231470.6	Bpc	Hinge DIN 81402 E, 40x30x1.5 mm, fixed pin	Pc.	0,02
231470.9	Bmc	Hinge DIN 81402 E, 40x30x1.5 mm, fixed pin	Pc.	0,02



## Hinge DIN 81402 E Series 2315

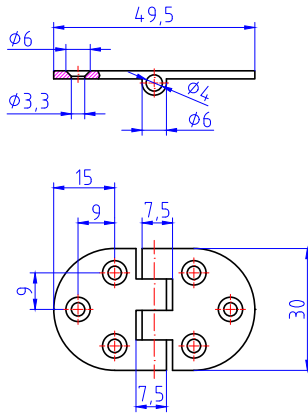
Art.code	Surface	Article description	Unit	Weight
231500.4	Bp	Hinge DIN 81402 E, 80x80x3 mm, loose pin	Pc.	0,13
231500.6	Bpc	Hinge DIN 81402 E, 80x80x3 mm, loose pin	Pc.	0,13
231500.9	Bmc	Hinge DIN 81402 E, 80x80x3 mm, loose pin	Pc.	0,13
231505.4	Bp	Hinge DIN 81402 E, 80x60x3 mm, loose pin	Pc.	0,13
231505.6	Bpc	Hinge DIN 81402 E, 80x60x3 mm, loose pin	Pc.	0,13
231505.9	Bmc	Hinge DIN 81402 E, 80x60x3 mm, loose pin	Pc.	0,13
231506.4	Bpc	Hinge DIN 81402 E, 85x60x3 mm, loose pin	Pc.	0,11
231506.6	Bpc	Hinge DIN 81402 E, 85x60x3 mm, loose pin	Pc.	0,11
231506.9	Bmc	Hinge DIN 81402 E, 85x60x3 mm, loose pin	Pc.	0,11
231510.4	Bp	Hinge DIN 81402 E, 70x60x2.5 mm, loose pin	Pc.	0,10
231510.6	Bpc	Hinge DIN 81402 E, 70x60x2.5 mm, loose pin	Pc.	0,10
231510.9	Bmc	Hinge DIN 81402 E, 70x60x2.5 mm, loose pin	Pc.	0,10
231520.4	Bp	Hinge DIN 81402 E, 60x50x2.2 mm, loose pin	Pc.	0,08
231520.6	Bpc	Hinge DIN 81402 E, 60x50x2.2 mm, loose pin	Pc.	0,08
231520.9	Bmc	Hinge DIN 81402 E, 60x50x2.2 mm, loose pin	Pc.	0,08
231530.4	Bp	Hinge DIN 81402 E, 60x40x1.5 mm, loose pin	Pc.	0,03
231530.6	Bpc	Hinge DIN 81402 E, 60x40x1.5 mm, loose pin	Pc.	0,03
231530.9	Bmc	Hinge DIN 81402 E, 60x40x1.5 mm, loose pin	Pc.	0,03
231550.4	Bp	Hinge DIN 81402 E, 50x40x1.5 mm, loose pin	Pc.	0,03
231550.6	Bpc	Hinge DIN 81402 E, 50x40x1.5 mm, loose pin	Pc.	0,03
231550.9	Bmc	Hinge DIN 81402 E, 50x40x1.5 mm, loose pin	Pc.	0,03
231570.4	Bp	Hinge DIN 81402 E, 40x30x1.5 mm, loose pin	Pc.	0,02
231570.6	Bpc	Hinge DIN 81402 E, 40x30x1.5 mm, loose pin	Pc.	0,02
231570.9	Bmc	Hinge DIN 81402 E, 40x30x1.5 mm, loose pin	Pc.	0,02



## Hinge DIN 81402 A

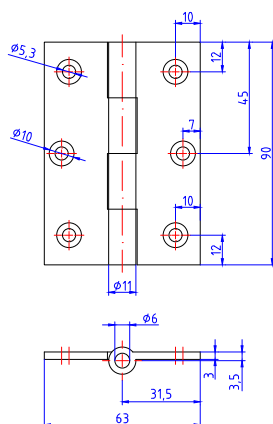
### Series 230061-82

Art.code	Surface	Article description	Unit	Weight
230061.4	Bp	Hinge 70x50x3 mm, Ri	Pc.	0,12
230062.4	Bp	Hinge 70x50x3 mm, Le	Pc.	0,12
230071.4	Bp	Hinge 60x40x1.75 mm, Ri	Pc.	0,05
230072.4	Bp	Hinge 60x40x1.75 mm, Le	Pc.	0,05
230081.4	Bp	Hinge 40x40x1.75 mm, Ri	Pc.	0,04
230082.4	Bp	Hinge 40x40x1.75 mm, Le	Pc.	0,04



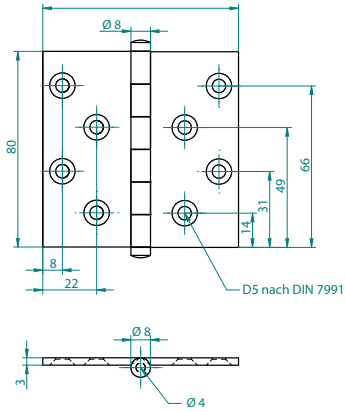
## Hinge 49,5x30x2 mm Series 2330

Art.code	Surface	Article description	Unit	Weight
233010.4	Bp	Hinge 49.5x30x2 mm, with fixed pin, countersink backside	Pc.	0,02
233010.6	Bpc	Hinge 49.5x30x2 mm, with fixed pin, countersink backside	Pc.	0,02
233010.9	Bmc	Hinge 49.5x30x2 mm, with fixed pin, countersink backside	Pc.	0,02
233020.4	Bp	Hinge 49.5x30x2 mm, with fixed pin, countersink frontside	Pc.	0,02
233020.6	Bpc	Hinge 49.5x30x2 mm, with fixed pin, countersink frontside	Pc.	0,02
233020.9	Bmc	Hinge 49.5x30x2 mm, with fixed pin, countersink frontside	Pc.	0,02



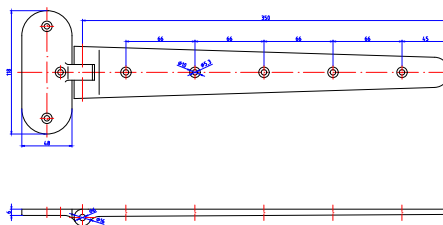
## Hinge DIN 81401 B Series 2322/23

Art.code	Surface	Article description	Unit	Weight
232210.4	Bp	Hinge DIN 81401 B, 120x96x4 mm, fixed pin	Pc.	0,42
232230.4	Bp	Hinge DIN 81401 B, 110x86x3.5 mm, fixed pin	Pc.	0,32
232240.4	Bp	Hinge DIN 81401 B, 100x86x3.5 mm, fixed pin	Pc.	0,29
232250.4	Bp	Hinge DIN 81401 B, 90x63x3 mm, fixed pin	Pc.	0,16
232310.4	Bp	Hinge DIN 81401 B, 120x96x4 mm, loose pin	Pc.	0,42
232330.4	Bp	Hinge DIN 81401 B, 110x86x3.5 mm, loose pin	Pc.	0,33
232340.4	Bp	Hinge DIN 81401 B, 100x86x3.5 mm, loose pin	Pc.	0,30
232350.4	Bp	Hinge DIN 81401 B, 90x63x3 mm, loose pin	Pc.	0,17



## Hinge for Ri/Le assembly Series 2380


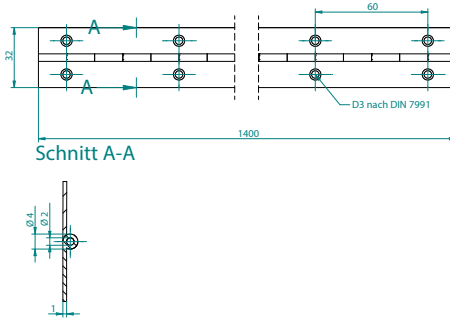
Art.code	Surface	Article description	Unit	Weight
238060.4	Bp	Hinge 80x60x3 mm, reversable, Ri/Le	Pc.	0,14
238060.6	Bpc	Hinge 80x60x3 mm, reversable, Ri/Le	Pc.	0,14
238060.9	Bmc	Hinge 80x60x3 mm, reversable, Ri/Le	Pc.	0,14
238080.4	Bp	Hinge 80x80x3 mm, reversable, Ri/Le	Pc.	0,16
238080.6	Bpc	Hinge 80x80x3 mm, reversable, Ri/Le	Pc.	0,16
238080.9	Bmc	Hinge 80x80x3 mm, reversable, Ri/Le	Pc.	0,16



## Flap hinges Series 2370

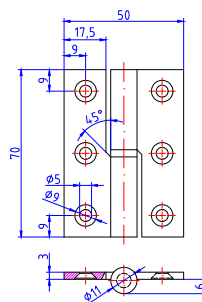
Art.code	Surface	Article description	Unit	Weight
237003.4	Bp	Flap hinge 350 mm, length of flap side	Pc.	1,00
237003.6	Bpc	Flap hinge 350 mm, length of flap side	Pc.	1,00
237003.9	Bmc	Flap hinge 350 mm, length of flap side	Pc.	1,00
237004.4	Bp	Flap hinge 300 mm, length of flap side	Pc.	0,78
237004.6	Bpc	Flap hinge 300 mm, length of flap side	Pc.	0,78
237004.9	Bmc	Flap hinge 300 mm, length of flap side	Pc.	0,78
237005.4	Bp	Flap hinge 250 mm, length of flap side	Pc.	0,69
237005.6	Bpc	Flap hinge 250 mm, length of flap side	Pc.	0,69
237005.9	Bmc	Flap hinge 250 mm, length of flap side	Pc.	0,69
237006.4	Bp	Flap hinge 200 mm, length of flap side	Pc.	0,40
237006.6	Bpc	Flap hinge 200 mm, length of flap side	Pc.	0,40
237006.9	Bmc	Flap hinge 200 mm, length of flap side	Pc.	0,40
237007.4	Bp	Flap hinge 150 mm, length of flap side	Pc.	0,32
237007.6	Bpc	Flap hinge 150 mm, length of flap side	Pc.	0,32
237007.9	Bmc	Flap hinge 150 mm, length of flap side	Pc.	0,32
237008.4	Bp	Flap hinge 125 mm, length of flap side	Pc.	0,30
237008.6	Bpc	Flap hinge 125 mm, length of flap side	Pc.	0,30
237008.9	Bmc	Flap hinge 125 mm, length of flap side	Pc.	0,30





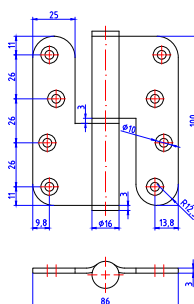
## Piano hinge Series STS

Art.code	Surface	Article description	Unit	Weight
STS1400-1.4	Bp lacquered	Piano hinge 32x1x1400 mm, with fix brass pin	Pc.	0,46
STS1400-1.5	Bpn	Piano hinge 32x1x1400 mm, with fix brass pin	Pc.	0,46
STS1430-1.4	Bp lacquered	Piano hinge 28x1x1430 mm, with fix brass pin	Pc.	0,43
STS1430-1.5	Bpn	Piano hinge 28x1x1430 mm, with fix brass pin	Pc.	0,43



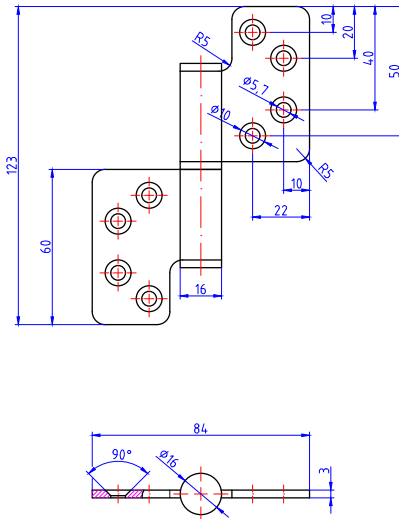
### Hinge similar DIN 81401 A Series N-230061/62

Art.code	Surface	Article description	Unit	Weight
N-230061.0	Stain brushed	Hinge 70x50x3 mm, Ri	Pc.	0,12
N-230062.0	Stain brushed	Hinge 70x50x3 mm, Le	Pc.	0,12



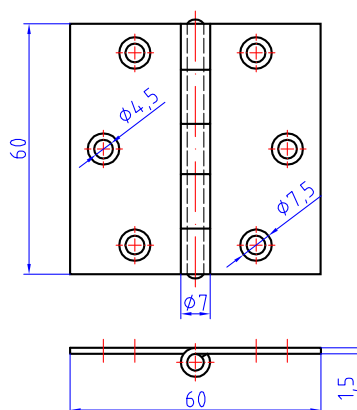
### Hinge No. 2320 Series N-2320

Art.code	Surface	Article description	Unit	Weight
N-232017.0	Stain brushed	Hinge 90x65x3 mm, Ri	Pc.	0,14
N-232018.0	Stain brushed	Hinge 100x86x3 mm, Ri	Pc.	0,29
N-232027.0	Stain brushed	Hinge 90x65x3 mm, Le	Pc.	0,14
N-232028.0	Stain brushed	Hinge 100x86x3 mm, Le	Pc.	0,29

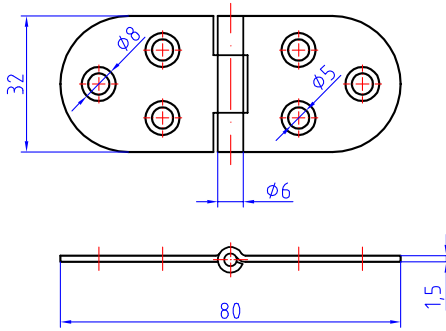


**Hinge No. 2001**  
**Series N-232001/02**

Art.code	Surface	Article description	Unit	Weight
N-232001.0-A4	Stain brushed	Hinge 123x84x3 mm, Ri, A4	Pc.	0,20
N-232002.0-A4	Stain brushed	Hinge 123x84x3 mm, Le, A4	Pc.	0,20

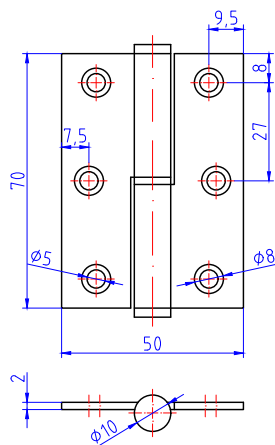

**Hinge No. 110**  
**Series N-2300**

Art.code	Surface	Article description	Unit	Weight
N-230067.0	Stain raw	Hinge 30x30x0.9 mm	Pc.	0,01
N-230068.0	Stain raw	Hinge 40x40x1 mm	Pc.	0,02
N-230069.0	Stain raw	Hinge 50x50x1 mm	Pc.	0,03
N-230070.0	Stain raw	Hinge 60x60x1.5 mm	Pc.	0,05
N-230071.0	Stain raw	Hinge 70x70x1.5 mm	Pc.	0,06
N-230072.0	Stain raw	Hinge 80x80x1.5 mm	Pc.	0,07
N-230073.0	Stain raw	Hinge 90x90x1.5 mm	Pc.	0,10
N-230074.0	Stain raw	Hinge 100x100x1.5 mm	Pc.	0,15



**Hinge No. 116**  
**Series N-230095.0**

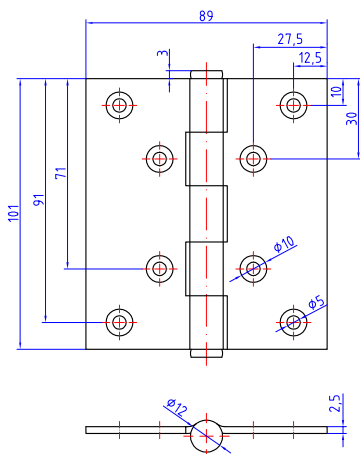
Art.code	Surface	Article description	Unit	Weight
N-230095.0	Stain raw	Hinge 32x80x1.5 mm	Pc.	0,03



### Hinge No. 120

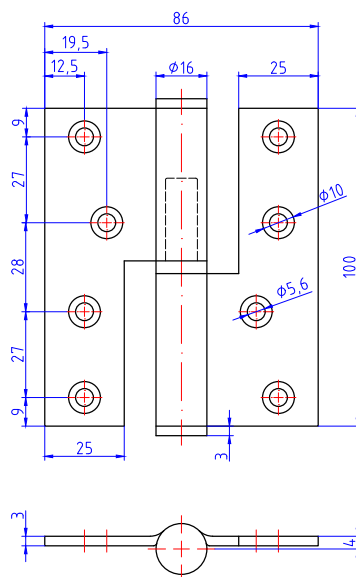
#### Series N-230116/17

Art.code	Surface	Article description	Unit	Weight
N-230116-L.0	Stain brushed	Hinge 60x40x1.5 mm, Le	Pc.	0,04
N-230116-R.0	Stain brushed	Hinge 60x40x1.5 mm, Ri	Pc.	0,04
N-230117-L.0	Stain brushed	Hinge 70x50x2 mm, Le	Pc.	0,09
N-230117-R.0	Stain brushed	Hinge 70x50x2 mm, Ri	Pc.	0,09



### Hinge No. 134 Series N-230052/56

Art.code	Surface	Article description	Unit	Weight
N-230052.0	Stain raw	Hinge 89x63x2.5 mm	Pc.	0,04
N-230054.0	Stain raw	Hinge 101x89x2.5 mm	Pc.	0,21
N-230056.0	Stain raw	Hinge 101x101x2.5 mm	Pc.	0,25

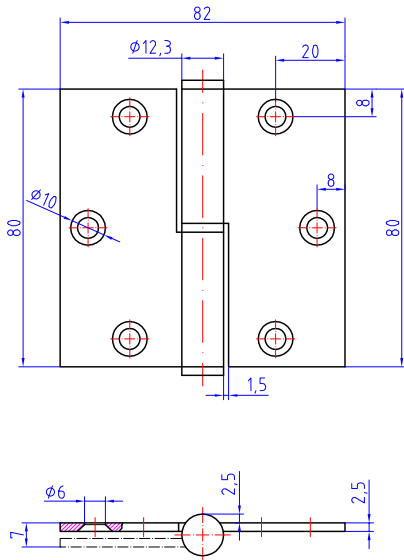


### Hinge No. 138

#### Series N-230190/841

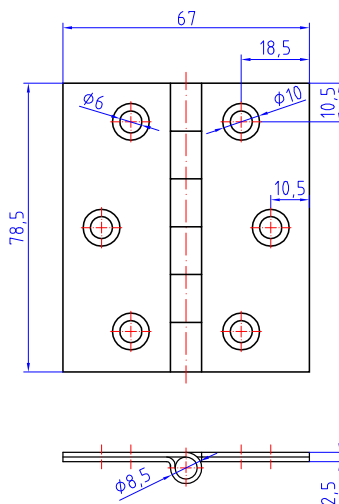
Art.code	Surface	Article description	Unit	Weight
N-230190-L.0	Stain brushed	Hinge 100x86x3 mm, Le	Pc.	0,28
N-230190-R.0	Stain brushed	Hinge 100x86x3 mm, Ri	Pc.	0,28
N-230841-L.0	Stain brushed	Hinge 120x86x3 mm, Le	Pc.	0,36
N-230841-R.0	Stain brushed	Hinge 120x86x3 mm, Ri	Pc.	0,36





**Hinge No. 139**  
**Series N-230191/93**

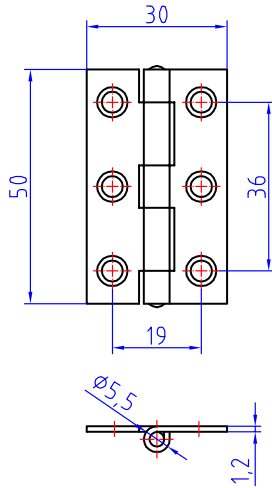
Art.code	Surface	Article description	Unit	Weight
N-230191-L.0	Stain brushed	Hinge 80x82x2.5 mm, Le	Pc.	0,17
N-230191-R.0	Stain brushed	Hinge 80x82x2.5 mm, Ri	Pc.	0,17
N-230192-L.0	Stain brushed	Hinge 90x65x2.5 mm, Le	Pc.	0,16
N-230192-R.0	Stain brushed	Hinge 90x65x2.5 mm, Ri	Pc.	0,16
N-230193-L.0	Stain brushed	Hinge 100x82x2.5 mm, Le	Pc.	0,22
N-230193-R.0	Stain brushed	Hinge 100x82x2.5 mm, Ri	Pc.	0,22



### Hinge No. 146

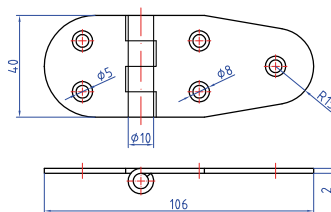
#### Series N-230090/94

Art.code	Surface	Article description	Unit	Weight
N-230090.0	Stain raw	Hinge 50x40x1.8 mm	Pc.	0,03
N-230091.0	Stain raw	Hinge 60x50x2 mm	Pc.	0,05
N-230092.0	Stain raw	Hinge 80x70x2 mm	Pc.	0,11
N-230093.0	Stain raw	Hinge 100x80x3 mm	Pc.	0,22
N-230094.0	Stain raw	Hinge 120x80x3 mm	Pc.	0,27

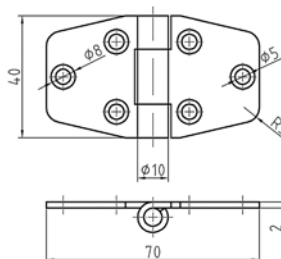


**Hinge No. 172**  
**Series N-230080/84**

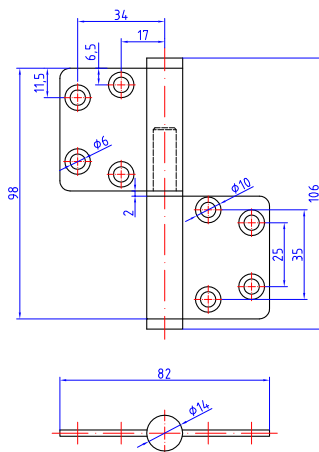
Art.code	Surface	Article description	Unit	Weight
N-230080.0	Stain raw	Hinge 50x30x1.2 mm	Pc.	0,02
N-230081.0	Stain raw	Hinge 50x40x1.2 mm	Pc.	0,03
N-230082.0	Stain raw	Hinge 50x50x1.2 mm	Pc.	0,03
N-230083.0	Stain raw	Hinge 60x45x1.5 mm	Pc.	0,04
N-230084.0	Stain raw	Hinge 60x45x2 mm	Pc.	0,06


**Hinge No. 188**  
**Series N-230873**

Art.code	Surface	Article description	Unit	Weight
N-230837.0	Stain raw	Hinge 40x106x2 mm	Pc.	0,07

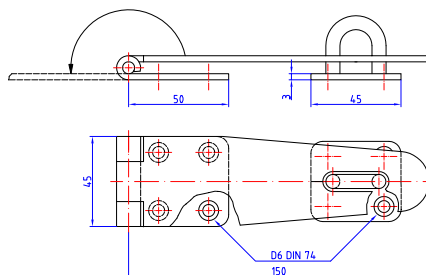

**Hinge No. 193**  
**Series N-230312**

Art.code	Surface	Article description	Unit	Weight
N-230312.0	Stain raw	Hinge 40x70x2 mm	Pc.	0,05



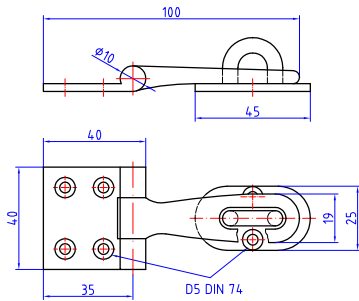
**Hinge No. 377**  
**Series N-230100**

Art.code	Surface	Article description	Unit	Weight
N-230100-L.0	Stain brushed	Hinge 98x85x2.5 mm, Le	Pc.	0,17
N-230100-R.0	Stain brushed	Hinge 98x85x2.5 mm, Ri	Pc.	0,17



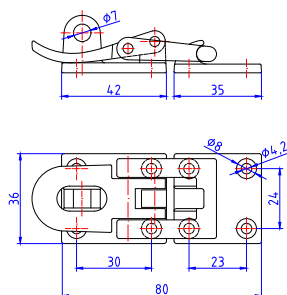
## Hasp lockable stamped 150x45 mm Series 5702

Art.code	Surface	Article description	Unit	Weight
570200.1	Brp	Hasp stamped, lockable 150x45 mm	Pc.	0,27
570200.2	Brpn	Hasp stamped, lockable 150x45 mm	Pc.	0,27
570200.4	Bp	Hasp stamped, lockable 150x45 mm	Pc.	0,27
570200.6	Bpc	Hasp stamped, lockable 150x45 mm	Pc.	0,27
570200.9	Bmc	Hasp stamped, lockable 150x45 mm	Pc.	0,27



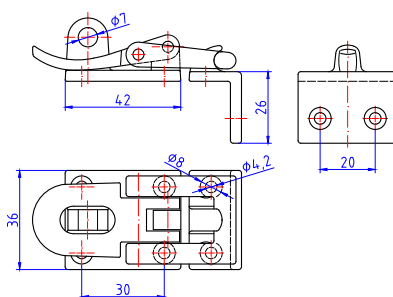
## Hasp lockable casted 100/125 mm Series 5721

Art.code	Surface	Article description	Unit	Weight
572100.1	Brp	Hasp lockable, L=100 mm	Pc.	0,12
572100.2	Brpn	Hasp lockable, L=100 mm	Pc.	0,12
572100.4	Bp	Hasp lockable, L=100 mm	Pc.	0,12
572100.6	Bpc	Hasp lockable, L=100 mm	Pc.	0,12
572100.9	Bmc	Hasp lockable, L=100 mm	Pc.	0,12
572125.1	Brp	Hasp lockable, L=125 mm	Pc.	0,14
572125.2	Brpn	Hasp lockable, L=125 mm	Pc.	0,14
572125.4	Bp	Hasp lockable, L=125 mm	Pc.	0,14
572125.6	Bpc	Hasp lockable, L=125 mm	Pc.	0,14
572125.9	Bmc	Hasp lockable, L=125 mm	Pc.	0,14



### Hasp heavy version 80x35 mm straight plate Series 5724

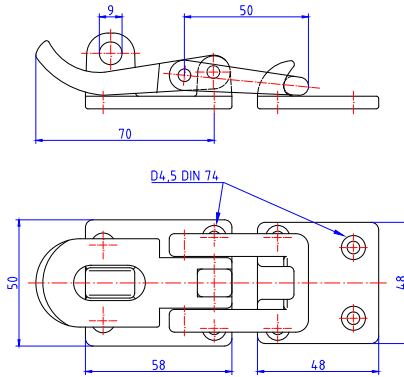
Art.code	Surface	Article description	Unit	Weight
572400.1	Brp	Hasp heavy version 80x35 mm with straight fixing plate, lockable	Pc.	0,18
572400.2	Brpn	Hasp heavy version 80x35 mm with straight fixing plate, lockable	Pc.	0,18



### Hasp heavy version 60x35 mm angular plate Series 5725

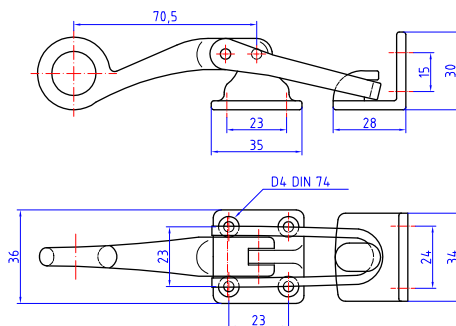
Art.code	Surface	Article description	Unit	Weight
572500.1	Brp	Hasp heavy version 60x35 mm with angular fixing plate, lockable	Pc.	0,18
572500.2	Brpn	Hasp heavy version 60x35 mm with angular fixing plate, lockable	Pc.	0,18





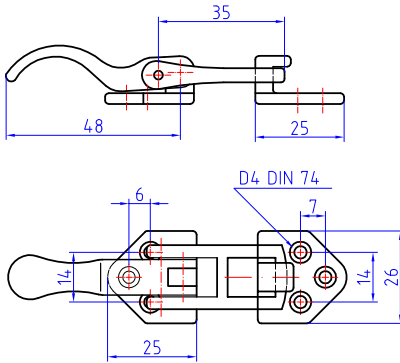
## Hasp heavy version 96x50 mm Series 5730

Art.code	Surface	Article description	Unit	Weight
573000.1	Brp	Hasp heavy version 96x50 mm, with straight fixing plate	Pc.	0,45
573000.2	Brpn	Hasp heavy version 96x50 mm, with straight fixing plate	Pc.	0,45



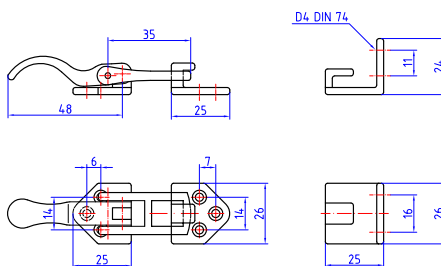
## Hasp with ring grip Series 5741

Art.code	Surface	Article description	Unit	Weight
574100.1	Brp	Hasp with ring grip	Pc.	0,21
574100.2	Brpn	Hasp with ring grip	Pc.	0,21
574100.4	Bp	Hasp with ring grip	Pc.	0,21
574100.6	Bpc	Hasp with ring grip	Pc.	0,21
574100.9	Bmc	Hasp with ring grip	Pc.	0,21



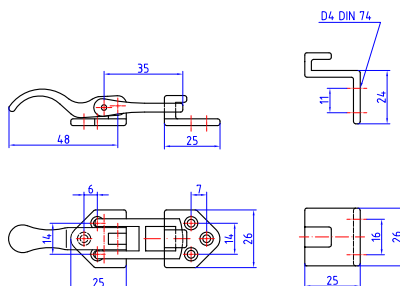
## Hasp with straight mounting plate Series 5760

Art.code	Surface	Article description	Unit	Weight
576000.1	Brp	Hasp with straight mounting plate, 60x26 mm	Pc.	0,07
576000.2	Brpn	Hasp with straight mounting plate, 60x26 mm	Pc.	0,07
576000.4	Bp	Hasp with straight mounting plate, 60x26 mm	Pc.	0,07
576000.6	Bpc	Hasp with straight mounting plate, 60x26 mm	Pc.	0,07
576000.9	Bmc	Hasp with straight mounting plate, 60x26 mm	Pc.	0,07



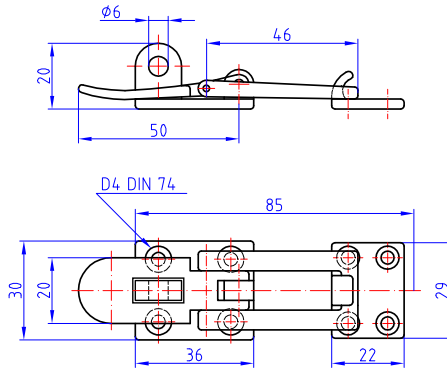
## Hasp with inside angular plate Series 5761

Art.code	Surface	Article description	Unit	Weight
576100.1	Brp	Hasp with inside angular plate, 60x26 mm	Pc.	0,07
576100.2	Brpn	Hasp with inside angular plate, 60x26 mm	Pc.	0,07



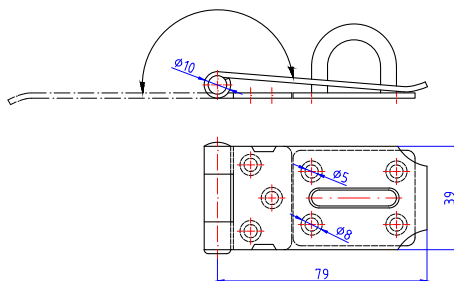
## Hasp with outside angular plate Series 5762

Art.code	Surface	Article description	Unit	Weight
576200.1	Brp	Hasp with outside angular plate, 60x26 mm	Pc.	0,08
576200.2	Brpn	Hasp with outside angular plate, 60x26 mm	Pc.	0,08



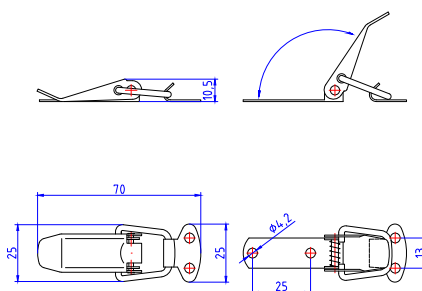
## Hasp lockable light version Series 5770-72

Art.code	Surface	Article description	Unit	Weight
577000.1	Brp	Hasp with straight mounting plate, 85x26 mm	Pc.	0,09
577000.2	Brpn	Hasp with straight mounting plate, 85x26 mm	Pc.	0,09
577000.4	Bp	Hasp with straight mounting plate, 85x26 mm	Pc.	0,09
577000.6	Bpc	Hasp with straight mounting plate, 85x26 mm	Pc.	0,09
577000.9	Bmc	Hasp with straight mounting plate, 85x26 mm	Pc.	0,09
577100.1	Brp	Hasp with inside angular plate, 85x26 mm	Pc.	0,12
577100.2	Brpn	Hasp with inside angular plate, 85x26 mm	Pc.	0,12
577100.4	Bp	Hasp with inside angular plate, 85x26 mm	Pc.	0,12
577100.6	Bpc	Hasp with inside angular plate, 85x26 mm	Pc.	0,12
577100.9	Bmc	Hasp with inside angular plate, 85x26 mm	Pc.	0,12
577200.1	Brp	Hasp with outside angular plate, 85x26 mm	Pc.	0,12
577200.2	Brpn	Hasp with outside angular plate, 85x26 mm	Pc.	0,12
577200.4	Bp	Hasp with outside angular plate, 85x26 mm	Pc.	0,12
577200.6	Bpc	Hasp with outside angular plate, 85x26 mm	Pc.	0,12
577200.9	Bmc	Hasp with outside angular plate, 85x26 mm	Pc.	0,12



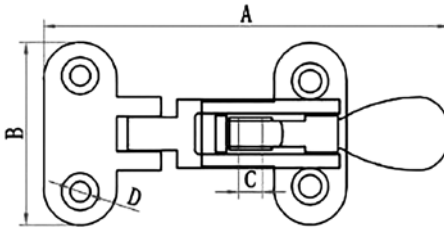
### Hasp light version lockable Series N-5702

Art.code	Surface	Article description	Unit	Weight
N-570210.0	Stain raw	Hasp light version 75x40 mm, lockable, A2	Pc.	0,10
N-570220.0	Stain raw	Hasp light version 100x40 mm, lockable, A2	Pc.	0,12
N-570230.0	Stain raw	Hasp light version 125x40 mm, lockable, A2	Pc.	0,14



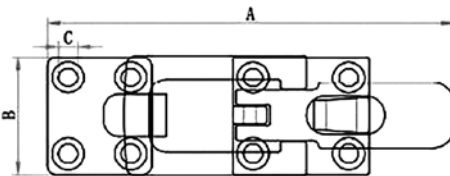
### Hasp for boxes Series N-5710

Art.code	Surface	Article description	Unit	Weight
N-571000.0	Stain raw	Hasp for boxes 76x27 mm, A2	Pc.	0,10
N-571010.0	Stain raw	Hasp for boxes 95x32 mm, A2	Pc.	0,11
N-571020.0	Stain raw	Hasp for boxes 116x39 mm, A2	Pc.	0,12
N-571030.0	Stain raw	Hasp for boxes 136x40 mm, A2	Pc.	0,13



### Hasp 112x50 mm Series N-5760

Art.code	Surface	Article description	Unit	Weight
N-576000.4	Stain polished	Hasp 112x50 mm, with straight mounting plate	Pc.	0,10
N-576000.9	Stain matt	Hasp 112x50 mm, with straight mounting plate	Pc.	0,10



### Hasp 95x28 mm Series N-5770

Art.code	Surface	Article description	Unit	Weight
N-577000.4	Stain polished	Hasp 95x28 mm, with straight mounting plate	Pc.	0,10
N-577000.9	Stain matt	Hasp 95x28 mm, with straight mounting plate	Pc.	0,10

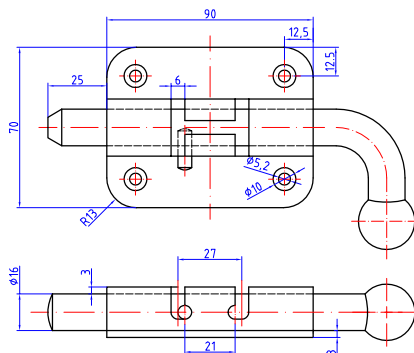
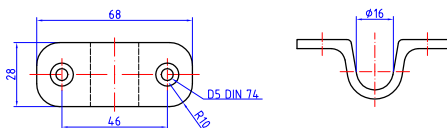


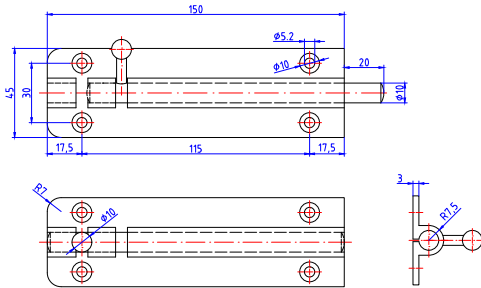
Abb. 242051



## Pin bolt heavy Series 2420

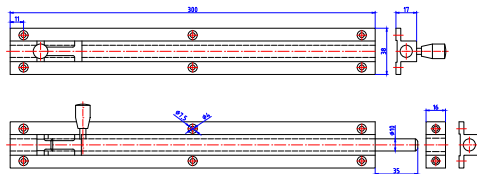
Art.code	Surface	Article description	Unit	Weight
242001.0	Stz	Pin bolt 90x70 mm, 16 mm without loop eye	Pc.	0,54
242001.1	Brp	Pin bolt 90x70 mm, 16 mm without loop eye	Pc.	0,55
242001.2	Brpn	Pin bolt 90x70 mm, 16 mm without loop eye	Pc.	0,55
242001.4	Bp	Pin bolt 90x70 mm, 16 mm without loop eye	Pc.	0,55
242001.6	Bpc	Pin bolt 90x70 mm, 16 mm without loop eye	Pc.	0,55
242001.9	Bmc	Pin bolt 90x70 mm, 16 mm without loop eye	Pc.	0,55
242002.1	Brp	Pin bolt 60x50 mm, 10 mm without loop eye	Pc.	0,15
242002.2	Brpn	Pin bolt 60x50 mm, 10 mm without loop eye	Pc.	0,15
242002.4	Bp	Pin bolt 60x50 mm, 10 mm without loop eye	Pc.	0,15
242002.6	Bpc	Pin bolt 60x50 mm, 10 mm without loop eye	Pc.	0,15
242002.9	Bmc	Pin bolt 60x50 mm, 10 mm without loop eye	Pc.	0,15
242051.0	Stz	Loop eye for pin bolt 90x70 mm, for 16 mm bolt	Pc.	0,05
242051.1	Brp	Loop eye for pin bolt 90x70 mm, for 16 mm bolt	Pc.	0,05
242051.2	Brpn	Loop eye for pin bolt 90x70 mm, for 16 mm bolt	Pc.	0,05
242051.4	Bp	Loop eye for pin bolt 90x70 mm, for 16 mm bolt	Pc.	0,05
242051.6	Bpc	Loop eye for pin bolt 90x70 mm, for 16 mm bolt	Pc.	0,05
242051.9	Bmc	Loop eye for pin bolt 90x70 mm, for 16 mm bolt	Pc.	0,05
242052.1	Brp	Loop eye for pin bolt 60x50 mm, for 10 mm bolt	Pc.	0,02
242052.2	Brpn	Loop eye for pin bolt 60x50 mm, for 10 mm bolt	Pc.	0,02
242052.4	Bp	Loop eye for pin bolt 60x50 mm, for 10 mm bolt	Pc.	0,02
242052.6	Bpc	Loop eye for pin bolt 60x50 mm, for 10 mm bolt	Pc.	0,02
242052.9	Bmc	Loop eye for pin bolt 60x50 mm, for 10 mm bolt	Pc.	0,02





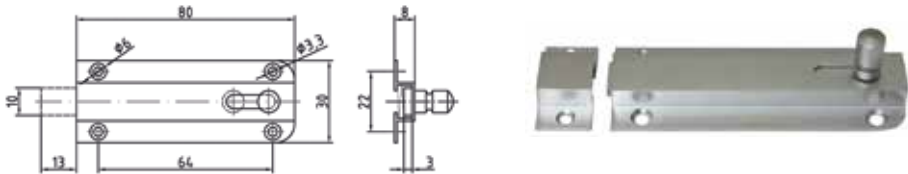
## Pin bolt DIN 81411 Series 2421

Art.code	Surface	Article description	Unit	Weight
242101.1	Brp	Pin bolt DIN 81411, 150x45 mm, bolt 10 mm, without loop eye	Pc.	0,36
242101.2	Brpn	Pin bolt DIN 81411, 150x45 mm, bolt 10 mm, without loop eye	Pc.	0,36
242102.1	Brp	Pin bolt DIN 81411, 125x45 mm, bolt 10 mm, without loop eye	Pc.	0,29
242102.2	Brpn	Pin bolt DIN 81411, 125x45 mm, bolt 10 mm, without loop eye	Pc.	0,29
242103.1	Brp	Pin bolt DIN 81411, 100x45 mm, bolt 10 mm, without loop eye	Pc.	0,23
242103.2	Brpn	Pin bolt DIN 81411, 100x45 mm, bolt 10 mm, without loop eye	Pc.	0,23
242104.1	Brp	Pin bolt DIN 81411, 75x34 Bm, bolt 8 mm, without loop eye	Pc.	0,12
242104.2	Brpn	Pin bolt DIN 81411, 75x34 Bm, bolt 8 mm, without loop eye	Pc.	0,12
242105.1	Brp	Pin bolt DIN 81411, 50x34 Bm, bolt 8 mm, without loop eye	Pc.	0,08
242105.2	Brpn	Pin bolt DIN 81411, 50x34 Bm, bolt 8 mm, without loop eye	Pc.	0,08
242106.1	Brp	Pin bolt DIN 81411, 50x28 mm, bolt 6 Bm, without loop eye	Pc.	0,05
242106.2	Brpn	Pin bolt DIN 81411, 50x28 mm, bolt 6 Bm, without loop eye	Pc.	0,05
242111.1	Brp	Loop eye for pin bolt 10 mm	Pc.	0,03
242111.2	Brpn	Loop eye for pin bolt 10 mm	Pc.	0,03
242114.1	Brp	Loop eye for pin bolt 8 mm	Pc.	0,02
242114.2	Brpn	Loop eye for pin bolt 8 mm	Pc.	0,02
242116.1	Brp	Loop eye for pin bolt 6 mm	Pc.	0,01
242116.2	Brpn	Loop eye for pin bolt 6 mm	Pc.	0,01



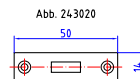
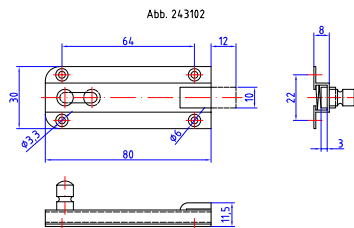
## Pin bolt Aluminium Series 2425

Art.code	Surface	Article description	Unit	Weight
242502.0	Alu anodized	Pin bolt 300x38 mm, with striker, bolt 10 mm	Pc.	0,40
242503.0	Alu anodized	Pin bolt 250x38 mm, with striker, bolt 10 mm	Pc.	0,40
242504.0	Alu anodized	Pin bolt 200x38 mm, with striker, bolt 10 mm	Pc.	0,29
242505.0	Alu anodized	Pin bolt 150x38 mm, with striker, bolt 10 mm	Pc.	0,16
242506.0	Alu anodized	Pin bolt 100x38 mm, with striker, bolt 10 mm	Pc.	0,12
242507.0	Alu anodized	Pin bolt 75x38 mm, with striker, bolt 10 mm	Pc.	0,10
242508.0	Alu anodized	Pin bolt 50x38 mm, with striker, bolt 10 mm	Pc.	0,08



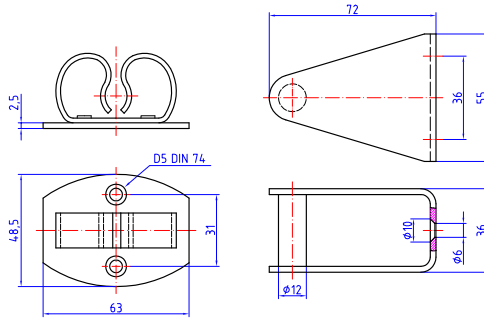
## Flat bolt straight Series 2430

Art.code	Surface	Article description	Unit	Weight
243002.4	Bp	Flat bolt straight 80 mm	Pc.	0,05
243002.6	Bpc	Flat bolt straight 80 mm	Pc.	0,05
243002.9	Bmc	Flat bolt straight 80 mm	Pc.	0,05
243003.4	Bp	Flat bolt straight 60 mm	Pc.	0,05
243003.6	Bpc	Flat bolt straight 60 mm	Pc.	0,05
243003.9	Bmc	Flat bolt straight 60 mm	Pc.	0,05
243004.4	Bp	Flat bolt straight 50 mm	Pc.	0,04
243004.6	Bpc	Flat bolt straight 50 mm	Pc.	0,04
243004.9	Bmc	Flat bolt straight 50 mm	Pc.	0,04
243010.4	Bp	Striking loop for straight cabinet bolt	Pc.	0,01
243010.6	Bpc	Striking loop for straight cabinet bolt	Pc.	0,01
243010.9	Bmc	Striking loop for straight cabinet bolt	Pc.	0,01
243020.4	Bp	Striking plate for cabinet bolt	Pc.	0,01
243020.6	Bpc	Striking plate for cabinet bolt	Pc.	0,01
243020.9	Bmc	Striking plate for cabinet bolt	Pc.	0,01



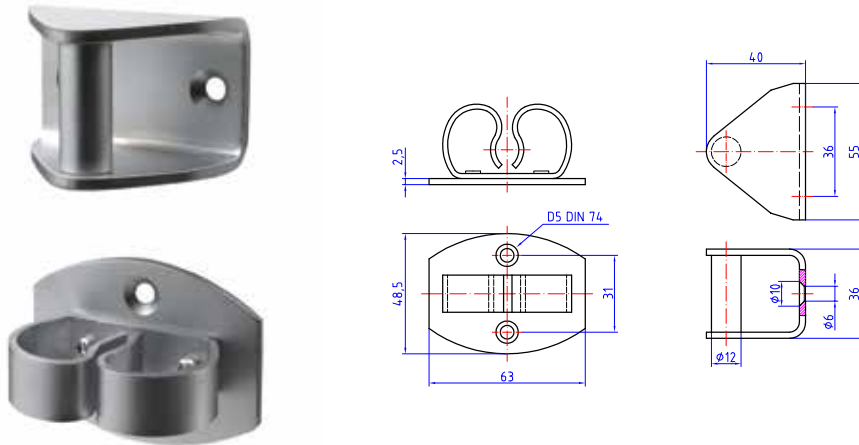
## Flat bolt cranked Series 2431

Art.code	Surface	Article description	Unit	Weight
243102.4	Bp	Flat bolt cranked 80 mm	Pc.	0,05
243102.6	Bpc	Flat bolt cranked 80 mm	Pc.	0,05
243102.9	Bmc	Flat bolt cranked 80 mm	Pc.	0,05
243103.4	Bp	Flat bolt cranked 60 mm	Pc.	0,05
243103.6	Bpc	Flat bolt cranked 60 mm	Pc.	0,05
243103.9	Bmc	Flat bolt cranked 60 mm	Pc.	0,05
243104.4	Bp	Flat bolt cranked 50 mm	Pc.	0,04
243104.6	Bpc	Flat bolt cranked 50 mm	Pc.	0,04
243104.9	Bmc	Flat bolt cranked 50 mm	Pc.	0,04
243010.4	Bp	Striking loop for straight cabinet bolt	Pc.	0,01
243010.6	Bpc	Striking loop for straight cabinet bolt	Pc.	0,01
243010.9	Bmc	Striking loop for straight cabinet bolt	Pc.	0,01
243020.4	Bp	Striking plate for cabinet bolt	Pc.	0,01
243020.6	Bpc	Striking plate for cabinet bolt	Pc.	0,01
243020.9	Bmc	Striking plate for cabinet bolt	Pc.	0,01



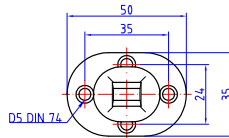
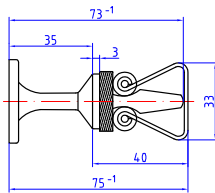
## Spring-type door clip 70 mm Series 253001

Art.code	Surface	Article description	Unit	Weight
253001.4	Bp	Spring-type door clip 70 mm	Pc.	0,29
253001.6	Bpc	Spring-type door clip 70 mm	Pc.	0,29
253001.9	Bmc	Spring-type door clip 70 mm	Pc.	0,29
253099.4	Bp	Spring clip for 2530	Pc.	0,10
253099.6	Bpc	Spring clip for 2530	Pc.	0,10
253099.9	Bmc	Spring clip for 2530	Pc.	0,10



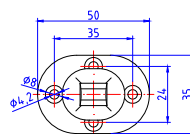
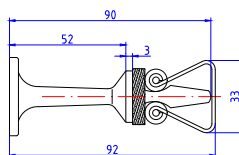
## Spring-type door clip 40 mm Series 253002

Art.code	Surface	Article description	Unit	Weight
253002.4	Bp	Spring-type door clip 40 mm	Pc.	0,25
253002.6	Bpc	Spring-type door clip 40 mm	Pc.	0,25
253002.9	Bmc	Spring-type door clip 40 mm	Pc.	0,25
253099.4	Bp	Spring clip for 2530	Pc.	0,10
253099.6	Bpc	Spring clip for 2530	Pc.	0,10
253099.9	Bmc	Spring clip for 2530	Pc.	0,10



## Spring-type door clip DIN 81409 B Series 253101

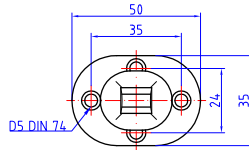
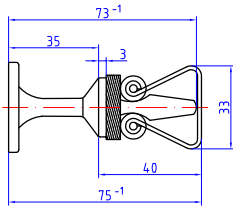
Art.code	Surface	Article description	Unit	Weight
253101.1	Brp	Spring-type door holder 70 mm, with spring clip	Pc.	0,16
253101.2	Brpn	Spring-type door holder 70 mm, with spring clip	Pc.	0,16
253101.4	Bp	Spring-type door holder 70 mm, with spring clip	Pc.	0,16
253101.6	Bpc	Spring-type door holder 70 mm, with spring clip	Pc.	0,16
253101.9	Bmc	Spring-type door holder 70 mm, with spring clip	Pc.	0,16
253199.4	Bp	Single spring clip for door holder 2531, 2532 and 2533	Pc.	0,05
253199.6	Bpc	Single spring clip for door holder 2531, 2532 and 2533	Pc.	0,05
253199.9	Bmc	Single spring clip for door holder 2531, 2532 and 2533	Pc.	0,05



## Spring-type door clip heavy 90 mm Series 253102

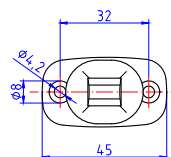
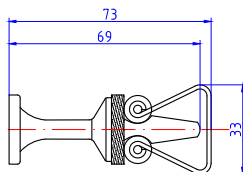
Art.code	Surface	Article description	Unit	Weight
253102.1	Brp	Door stopper heavy, 90 mm with spring clip	Pc.	0,18
253102.2	Brpn	Door stopper heavy, 90 mm with spring clip	Pc.	0,18
253102.4	Bp	Door stopper heavy, 90 mm with spring clip	Pc.	0,18
253102.6	Bpc	Door stopper heavy, 90 mm with spring clip	Pc.	0,18
253102.9	Bmc	Door stopper heavy, 90 mm with spring clip	Pc.	0,20





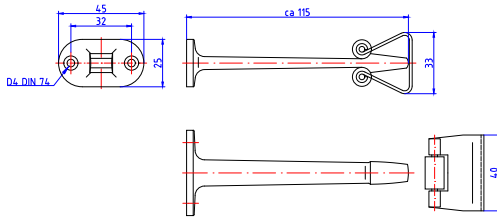
## Spring-type door clip DIN 81409 B Series N-2531

Art.code	Surface	Article description	Unit	Weight
N-253101.4	Stain polished	Door stopper heavy 70 mm, with spring clip	Pc.	0,20
N-253101.9	Stain matt	Door stopper heavy 70 mm, with spring clip	Pc.	0,20
N-253101.9-PBL	PVD black	Door stopper heavy 70 mm, with spring clip, PVD black matt	Pc.	0,20
N-253199.4	Stain polished	Spring clip for door stopper group 25	Pc.	0,05
N-253199.9	Stain matt	Spring clip for door stopper group 25	Pc.	0,05



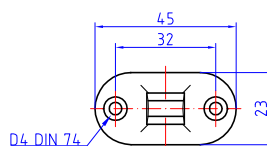
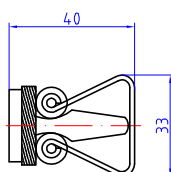
### Spring-type door clip 70 mm 2 holes Series 253201

Art.code	Surface	Article description	Unit	Weight
253201.4	Bp	Door clip 70 mm, as DIN 81409 B, but with 2 fixing holes	Pc.	0,16
253201.6	Bpc	Door clip 70 mm, as DIN 81409 B, but with 2 fixing holes	Pc.	0,16
253201.9	Bmc	Door clip 70 mm, as DIN 81409 B, but with 2 fixing holes	Pc.	0,16
253199.4	Bp	Single spring clip for door holder group 2531, 2532 and 2533	Pc.	0,05
253199.6	Bpc	Single spring clip for door holder group 2531, 2532 and 2533	Pc.	0,05
253199.9	Bmc	Single spring clip for door holder group 2531, 2532 and 2533	Pc.	0,05



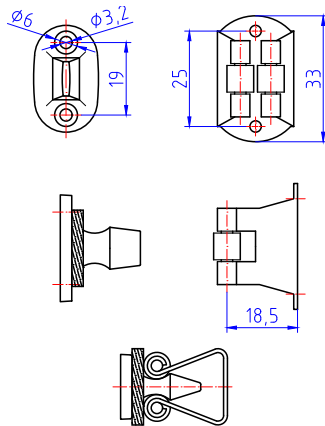
## Spring-type door clip 110 mm Series 253203

Art.code	Surface	Article description	Unit	Weight
253203.4	Bp	Door clip 115 mm with 2-hole plate, with spring clip	Pc.	0,20
253203.6	Bpc	Door clip 115 mm with 2-hole plate, with spring clip	Pc.	0,20
253203.9	Bmc	Door clip 115 mm with 2-hole plate, with spring clip	Pc.	0,20
253199.4	Bp	Single spring clip for door holder group 2531, 2532 and 2533	Pc.	0,05
253199.6	Bpc	Single spring clip for door holder group 2531, 2532 and 2533	Pc.	0,05
253199.9	Bmc	Single spring clip for door holder group 2531, 2532 and 2533	Pc.	0,05



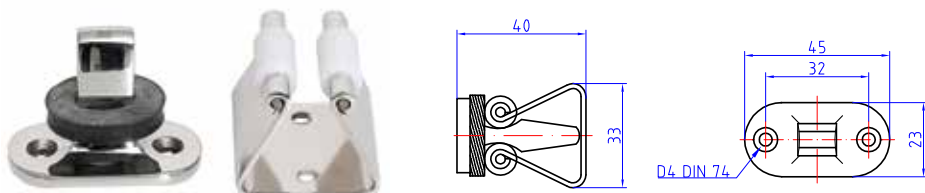
## Spring-type door clip DIN 81409 A Series 2533

Art.code	Surface	Article description	Unit	Weight
253301.1	Brp	Door clip 40 mm, with spring clip	Pc.	0,10
253301.2	Brpn	Door clip 40 mm, with spring clip	Pc.	0,10
253301.4	Bp	Door clip 40 mm, with spring clip	Pc.	0,10
253301.6	Bpc	Door clip 40 mm, with spring clip	Pc.	0,10
253301.9	Bmc	Door clip 40 mm, with spring clip	Pc.	0,10
253301.9-PBL	PVD black	Door clip 40 mm, with spring clip	Pc.	0,10
253199.4	Bp	Single spring clip for door holder group 2531, 2532 and 2533	Pc.	0,05
253199.6	Bpc	Single spring clip for door holder group 2531, 2532 and 2533	Pc.	0,05
253199.9	Bmc	Single spring clip for door holder group 2531, 2532 and 2533	Pc.	0,05



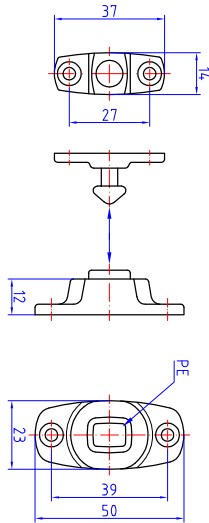
### Cabinet door stopper 25 mm tiny version Series 2534

Art.code	Surface	Article description	Unit	Weight
253401.1	Brp	Door clip 25 mm with PE buffer for cabinet doors and drawers	Pc.	0,03
253401.2	Brpn	Door clip 25 mm with PE buffer for cabinet doors and drawers	Pc.	0,03
253401.4	Bp	Door clip 25 mm with PE buffer for cabinet doors and drawers	Pc.	0,03
253401.6	Bpc	Door clip 25 mm with PE buffer for cabinet doors and drawers	Pc.	0,03
253401.9	Bmc	Door clip 25 mm with PE buffer for cabinet doors and drawers	Pc.	0,03
253402.1	Brp	Door clip 25 mm without PE buffer for cabinet doors and drawers	Pc.	0,03
253402.2	Brpn	Door clip 25 mm without PE buffer for cabinet doors and drawers	Pc.	0,03
253402.4	Bp	Door clip 25 mm without PE buffer for cabinet doors and drawers	Pc.	0,03
253402.6	Bpc	Door clip 25 mm without PE buffer for cabinet doors and drawers	Pc.	0,03
253402.9	Bmc	Door clip 25 mm without PE buffer for cabinet doors and drawers	Pc.	0,03



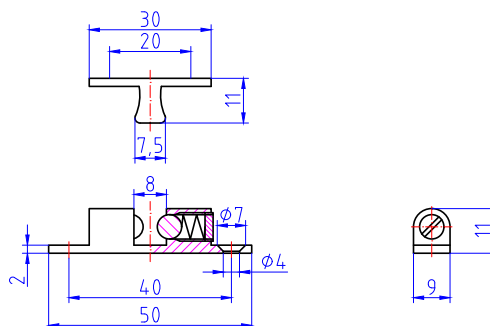
## Spring-type door clip DIN 81409 A Series N-2533

Art.code	Surface	Article description	Unit	Weight
N-253301.4	Stain polished	Door clip 40 mm, with spring clip	Pc.	0,11
N-253301.9	Stain matt	Door clip 40 mm, with spring clip	Pc.	0,11
N-253301.9-PBL	PVD black	Door clip 40 mm, with spring clip, PVD black matt	Pc.	0,11
N-253199.4	Stain polished	Spring clip for door stopper group 25	Pc.	0,19
N-253199.9	Stain matt	Loose spring clip for Door clip group 25	Pc.	0,05



## Cabinet door stopper Series 2536

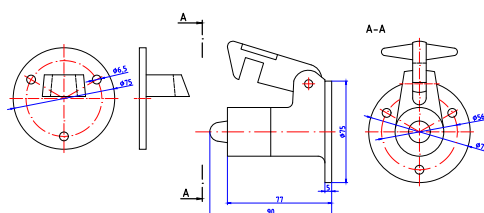
Art.code	Surface	Article description	Unit	Weight
253600.1	Brp	Cabinet door stopper with PE buffer and counterplate	Pc.	0,05
253600.2	Brpn	Cabinet door stopper with PE buffer and counterplate	Pc.	0,05
253600.4	Bp	Cabinet door stopper with PE buffer and counterplate	Pc.	0,05
253600.6	Bpc	Cabinet door stopper with PE buffer and counterplate	Pc.	0,05
253600.9	Bmc	Cabinet door stopper with PE buffer and counterplate	Pc.	0,05



## Ball catcher Series 2540

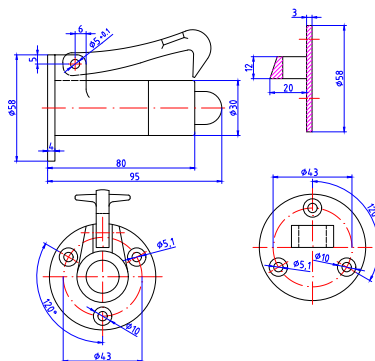
Art.code	Surface	Article description	Unit	Weight
254001.1	Brass	Ball catcher 70x13 mm	Pc.	0,05
254002.1	Brass	Ball catcher 60x10 mm	Pc.	0,04
254003.1	Brass	Ball catcher 50x9 mm	Pc.	0,02
254004.1	Brass	Ball catcher 44x8 mm	Pc.	0,02





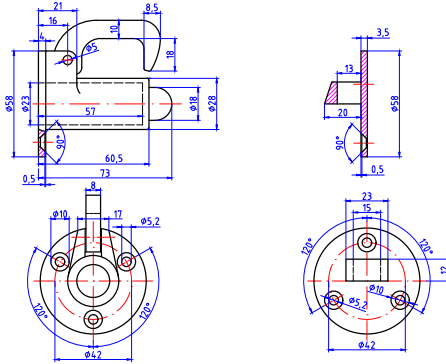
## Door stopper heavy 90 mm Series 2510

Art.code	Surface	Article description	Unit	Weight
251001.1	Brp	Door stopper heavy 90 mm, with catchplate	Pc.	1,02



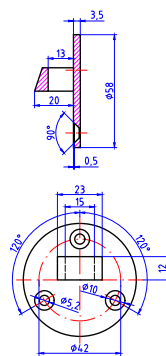
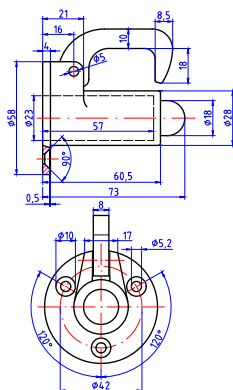
## Door stopper 80 mm Series 2511

Art.code	Surface	Article description	Unit	Weight
251101.4	Bp	Door stopper L=80 D=56 mm, with catchplate	Pc.	0,38
251101.6	Bpc	Door stopper L=80 D=56 mm, with catchplate	Pc.	0,38
251101.9	Bmc	Door stopper L=80 D=56 mm, with catchplate	Pc.	0,38
251290.4	Bp	Catch plate for door stoppers 2511, 2512 and 2515	Pc.	0,12
251290.6	Bpc	Catch plate for door stoppers 2511, 2512 and 2515	Pc.	0,12
251290.9	Bmc	Catch plate for door stoppers 2511, 2512 and 2515	Pc.	0,12
N-251280	Stain raw	Distance disk for door stoppers Rd 60x6 mm	Pc.	0,13



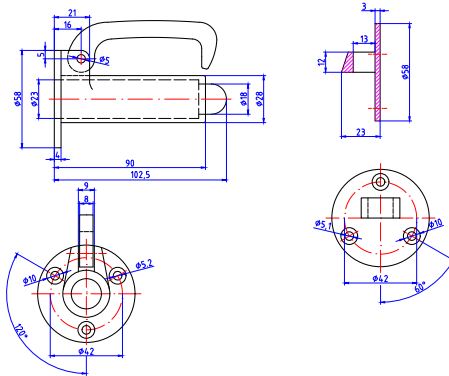
## Door stopper DIN 81406 A 60 mm Series 2512

Art.code	Surface	Article description	Unit	Weight
251201.00	Brass black	Door stopper DIN 81406 A, 60 mm, black matt lacquered	Pc.	0,37
251201.4	Bp	Door stopper DIN 81406 A, 60 mm	Pc.	0,37
251201.6	Bpc	Door stopper DIN 81406 A, 60 mm	Pc.	0,37
251201.9	Bmc	Door stopper DIN 81406 A, 60 mm	Pc.	0,37
251290.4	Bp	Catch plate for door stoppers 2511, 2512 and 2515	Pc.	0,12
251290.6	Bpc	Catch plate for door stoppers 2511, 2512 and 2515	Pc.	0,12
251290.9	Bmc	Catch plate for door stoppers 2511, 2512 and 2515	Pc.	0,12



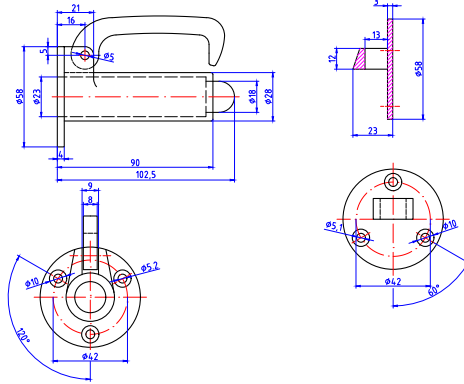
## Door stopper DIN 81406 A 60 mm Series N-2512

Art.code	Surface	Article description	Unit	Weight
N-251201.0	Stain brushed	Door stopper DIN 81406 A, 60 mm	Pc.	0,36
N-251201.4	Stain polished	Door stopper DIN 81406 A, 60 mm	Pc.	0,36
N-251201.9	Stain matt	Door stopper DIN 81406 A, 60 mm	Pc.	0,36
N-251201.9-PBL	PVD black	Door stopper DIN 81406 A, 60 mm, PVD black matt	Pc.	0,36
N-251280	Stain raw	Spacer for door stoppers Rd 60x6 mm	Pc.	0,13
N-251290.0	Stain brushed	Catch plate for door stoppers group 25	Pc.	0,09
N-251290.4	Stain polished	Catch plate for door stoppers group 25	Pc.	0,09
N-251290.9	Stain matt	Catch plate for door stoppers group 25	Pc.	0,09



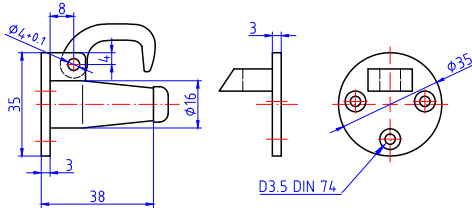
## Door stopper DIN 81406 A 90 mm Series 2515

Art.code	Surface	Article description	Unit	Weight
251501.4	Bp	Door stopper DIN 81406 A, 90 mm, with eyelet	Pc.	0,50
251501.6	Bpc	Door stopper DIN 81406 A, 90 mm, with eyelet	Pc.	0,50
251501.9	Bmc	Door stopper DIN 81406 A, 90 mm, with eyelet	Pc.	0,50
251290.4	Bp	Catch plate for door stoppers 2511, 2512 and 2515	Pc.	0,12
251290.6	Bpc	Catch plate for door stoppers 2511, 2512 and 2515	Pc.	0,12
251290.9	Bmc	Catch plate for door stoppers 2511, 2512 and 2515	Pc.	0,12



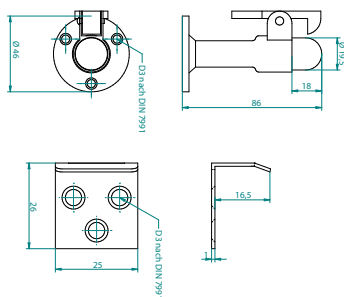
**Door stopper DIN 81406 A 90 mm**  
**Series N-2515**

Art.code	Surface	Article description	Unit	Weight
N-251501.0	Stain brushed	Door stopper DIN 81406 A, 90 mm	Pc.	0,44
N-251501.00	Stain brushed	Door stopper DIN 81406 A, 90 mm, matt lacquered	Pc.	0,44
N-251501.4	Stain polished	Door stopper DIN 81406 A, 90 mm	Pc.	0,44
N-251501.9	Stain matt	Door stopper DIN 81406 A, 90 mm	Pc.	0,44
N-251501.9-PBL	PVD black	Door stopper DIN 81406 A, 90 mm, PVD black matt	Pc.	0,44
N-251280	Stain raw	Spacer for door stoppers Rd 60x6 mm	Pc.	0,13
N-251290.0	Stain brushed	Catch plate for door stoppers group 25	Pc.	0,09
N-251290.4	Stain polished	Catch plate for door stoppers group 25	Pc.	0,09
N-251290.9	Stain matt	Catch plate for door stoppers group 25	Pc.	0,09



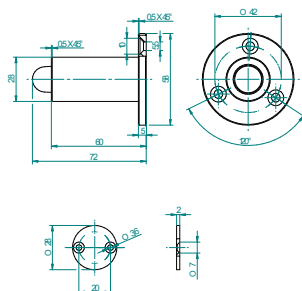
## Door stopper small 38 mm Series 2513

Art.code	Surface	Article description	Unit	Weight
251300.4	Bp	Door stopper small 38 mm with catch plate	Pc.	0,10
251300.6	Bpc	Door stopper small 38 mm with catch plate	Pc.	0,10
251300.9	Bmc	Door stopper small 38 mm with catch plate	Pc.	0,10



## Door stopper 85 mm Series N-2516

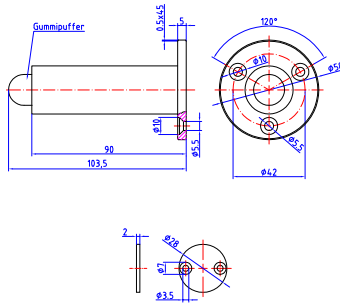
Art.code	Surface	Article description	Unit	Weight
N-251600.0	Stain brushed	Door stopper 85 mm	Pc.	0,08



## Door stopper 60 mm Series 2514

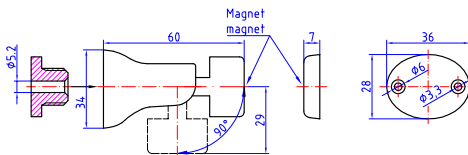
Art.code	Surface	Article description	Unit	Weight
251401.4	Bp	Door stopper 60 mm, non adjustable, with catch plate	Pc.	0,22
251401.6	Bpc	Door stopper 60 mm, non adjustable, with catch plate	Pc.	0,22
251401.9	Bmc	Door stopper 60 mm, non adjustable, with catch plate	Pc.	0,22





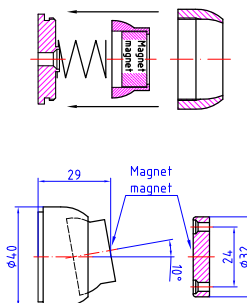
## Door stopper 90 mm Series 2520

Art.code	Surface	Article description	Unit	Weight
252001.4	Bp	Door stopper 90 mm with catch plate	Pc.	0,27
252001.6	Bpc	Door stopper 90 mm with catch plate	Pc.	0,27
252001.9	Bmc	Door stopper 90 mm with catch plate	Pc.	0,27



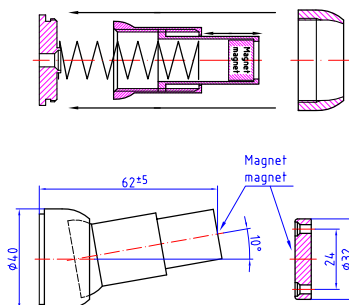
## Magnetic door holder 90° turnable Series 2516

Art.code	Surface	Article description	Unit	Weight
251601.4	Bp	Magnetic door holder 90° turnable, with catch plate	Pc.	0,23
251601.6	Bpc	Magnetic door holder 90° turnable, with catch plate	Pc.	0,23



### Magnetic door holder small 10° turnable Series 2517

Art.code	Surface	Article description	Unit	Weight
251701.4	Bp	Magnetic door holder 10° turnable, with catch plate	Pc.	0,20
251701.6	Bpc	Magnetic door holder 10° turnable, with catch plate	Pc.	0,20



### Magnetic door holder big 10° turnable Series 2518

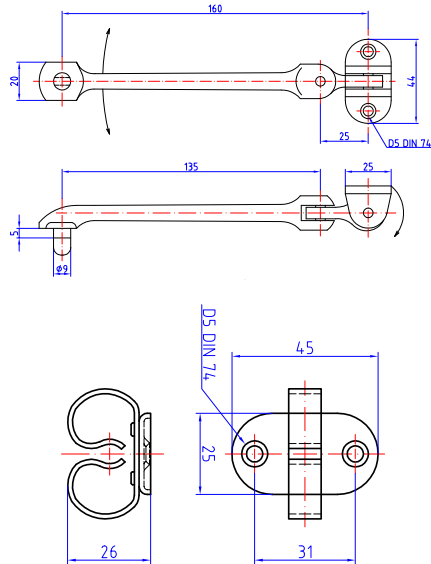
Art.code	Surface	Article description	Unit	Weight
251801.4	Bp	Magnetic door holder 10° turnable, with catch plate	Pc.	0,24
251801.6	Bpc	Magnetic door holder 10° turnable, with catch plate	Pc.	0,24



Art.code	Surface	Article description	Unit	Weight
251901.0	PE	Magnetic snapper 4-5 kg with counterplate	Pc.	0,02



Art.code	Surface	Article description	Unit	Weight
OTS-9005.0	RAL 9006 silver	Door closer with scissor rods for door width up to 1100 mm	Pc.	2,34
OTS-9006.0	RAL 9006 silver	Door closer with scissor rods for door width up to 1250 mm	Pc.	2,34
OTS-9008.0	RAL 9006 silver	Door closer with sliding rail for door width up to 1100 mm, Aluminium anodized & Stainless steel A4	Pc.	2,50

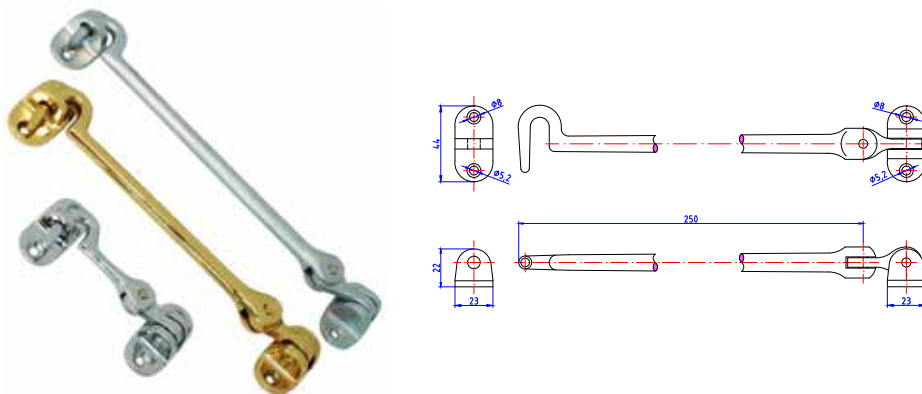


### Ajar hook DIN 81319 Series 2500

Art.code	Surface	Article description	Unit	Weight
250001.4	Bp	Ajar hook DIN 81319, 160 mm	Pc.	0,19
250001.6	Bpc	Ajar hook DIN 81319, 160 mm	Pc.	0,19
250001.9	Bmc	Ajar hook DIN 81319, 160 mm	Pc.	0,19
250021.4	Bp	Spring clip for ajar hook DIN 81319 No. 250001	Pc.	0,03
250021.6	Bpc	Spring clip for ajar hook DIN 81319 No. 250001	Pc.	0,03
250021.9	Bmc	Spring clip for ajar hook DIN 81319 No. 250001	Pc.	0,03

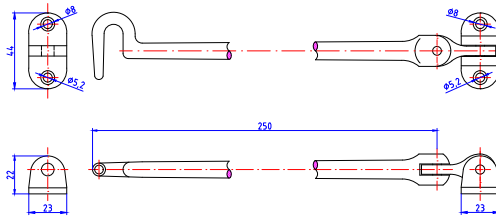


Art.code	Surface	Article description	Unit	Weight
255100.1	Brp	Articulated hook 250 mm	Pc.	0,37
255100.2	Brpn	Articulated hook 250 mm	Pc.	0,37
255101.1	Brp	Articulated hook 200 mm	Pc.	0,30
255101.2	Brpn	Articulated hook 200 mm	Pc.	0,30
255101.9-PBL	PVD black	Articulated hook 200 mm	Pc.	0,30
255102.1	Brp	Articulated hook 175 mm	Pc.	0,23
255102.2	Brpn	Articulated hook 175 mm	Pc.	0,23
255103.1	Brp	Articulated hook 150 mm	Pc.	0,22
255103.2	Brpn	Articulated hook 150 mm	Pc.	0,22
255103.9-PBL	PVD black	Articulated hook 150 mm	Pc.	0,22
255104.1	Brp	Articulated hook 125 mm	Pc.	0,19
255104.2	Brp	Articulated hook 125 mm	Pc.	0,19
255105.1	Brp	Articulated hook 100 mm	Pc.	0,14
255105.2	Brpn	Articulated hook 100 mm	Pc.	0,14
255105.9-PBL	PVD black	Articulated hook 100 mm	Pc.	0,14
255106.1	Brp	Articulated hook 75 mm	Pc.	0,13
255106.2	Brpn	Articulated hook 75 mm	Pc.	0,13
255107.1	Brp	Articulated hook 50 mm	Pc.	0,12
255107.2	Brpn	Articulated hook 50 mm	Pc.	0,12



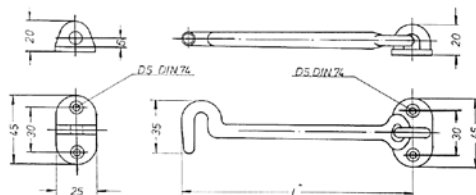
### Articulated hooks Brass 50-500 mm Series 2551

Art.code	Surface	Article description	Unit	Weight
255108.4	Bp	Articulated hooks 300 mm	Pc.	0,31
255110.4	Bp	Articulated hooks 400 mm	Pc.	0,35
255112.4	Bp	Articulated hooks 500 mm	Pc.	0,42
255350.1	Brp	Eyelet for for hooks 125-500 mm, casted	Pc.	0,04
255350.2	Brpn	Eyelet for for hooks 125-500 mm, casted	Pc.	0,04
255351.1	Brp	Eyelet for for hooks 50-100 mm, casted	Pc.	0,03
255351.2	Brpn	Eyelet for for hooks 50-100 mm, casted	Pc.	0,03
255351.6	Bpc	Eyelet for for hooks 50-100 mm, casted	Pc.	0,03
255351.9	Bmc	Eyelet for for hooks 50-100 mm, casted	Pc.	0,03



### Articulated hooks Stainless steel 50-300 mm Series N-2551

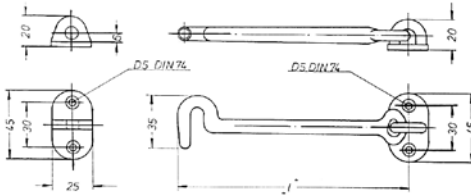
Art.code	Surface	Article description	Unit	Weight
N-255100.4	Stain polished	Articulated hooks 250 mm, A4	Pc.	0,24
N-255101.4	Stain polished	Articulated hooks 200 mm, A4	Pc.	0,23
N-255103.4	Stain polished	Articulated hooks 150 mm, A4	Pc.	0,21
N-255105.4	Stain polished	Articulated hooks 100 mm, A4	Pc.	0,12
N-255106.4	Stain polished	Articulated hooks 75 mm, A4	Pc.	0,12
N-255107.4	Stain polished	Articulated hooks 50 mm, A4	Pc.	0,10
N-255108.4	Stain polished	Articulated hooks 300 mm, A4	Pc.	0,27
N-255350.4	Stain polished	Eyelet 125-300 mm	Pc.	0,04
N-255351.4	Stain polished	Eyelet for for hooks 50-100 mm	Pc.	0,04



### Door hook 50-200 mm Series 2553

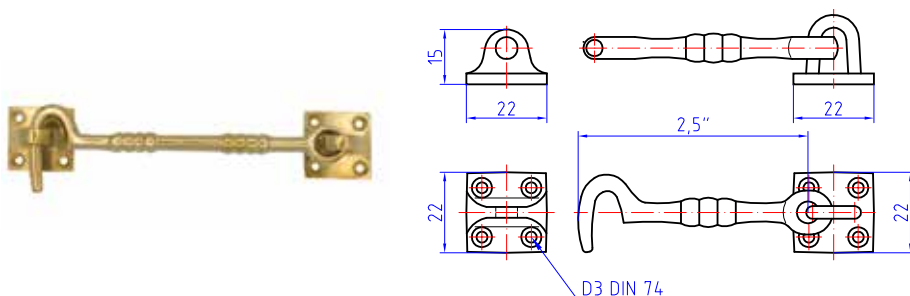
Art.code	Surface	Article description	Unit	Weight
255301.1	Brp	Door hook 200 mm	Pc.	0,19
255301.2	Brpn	Door hook 200 mm	Pc.	0,19
255302.1	Brp	Door hook 175 mm	Pc.	0,15
255302.2	Brpn	Door hook 175 mm	Pc.	0,15
255303.1	Brp	Door hook 150 mm	Pc.	0,14
255303.2	Brpn	Door hook 150 mm	Pc.	0,14
255304.1	Brp	Door hook 125 mm	Pc.	0,12
255304.2	Brpn	Door hook 125 mm	Pc.	0,12
255305.1	Brp	Door hook 100 mm	Pc.	0,11
255305.2	Brpn	Door hook 100 mm	Pc.	0,11





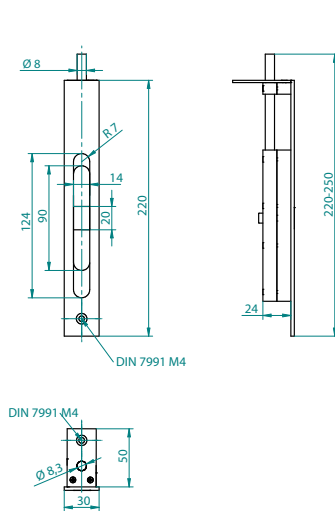
## Door hook 50-200 mm Series 2553

Art.code	Surface	Article description	Unit	Weight
255305.1	Brp	Door hook 200 mm	Pc.	0,185
255305.2	Brpn	Door hook 200 mm	Pc.	0,185
255306.1	Brp	Door hook 75 mm	Pc.	0,10
255306.2	Brpn	Door hook 75 mm	Pc.	0,10
255307.1	Brp	Door hook 50 mm	Pc.	0,09
255307.2	Brpn	Door hook 50 mm	Pc.	0,09
255350.1	Brp	Eyelet for Hooks 125-500 mm, casted	Pc.	0,04
255350.2	Brpn	Eyelet for Hooks 125-500 mm, casted	Pc.	0,04



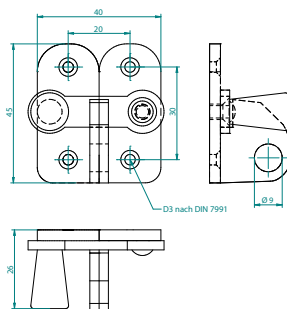
## Cabin hooks 2-12 Inch Series 2556

Art.code	Surface	Article description	Unit	Weight
255600.1	Brp	Cabin hook with catch plate, 12 Inch	Pc.	0,42
255601.1	Brp	Cabin hook with catch plate, 10 Inch	Pc.	0,38
255602.1	Brp	Cabin hook with catch plate, 8 Inch	Pc.	0,23
255603.1	Brp	Cabin hook with catch plate, 6 Inch	Pc.	0,13
255604.1	Brp	Cabin hook with catch plate, 5 Inch	Pc.	0,11
255605.1	Brp	Cabin hook with catch plate, 4 Inch	Pc.	0,08
255607.1	Brp	Cabin hook with catch plate, 3 Inch	Pc.	0,05
255608.1	Brp	Cabin hook with catch plate, 2.5 Inch	Pc.	0,04
255609.1	Brp	Cabin hook with catch plate, 2 Inch	Pc.	0,03
255696.1	Brp	Counter plate 40x45 mm for Cabin hook 10/12 Inch	Pc.	0,08
255697.1	Brp	Counter plate 35x35 mm for Cabin hook 8 Inch	Pc.	0,05
255698.1	Brp	Counter plate 32x32 mm for Cabin hook 6 Inch	Pc.	0,02
255699.1	Brp	Counter plate 22x22 mm for Cabin hook 2-5 Inch	Pc.	0,02



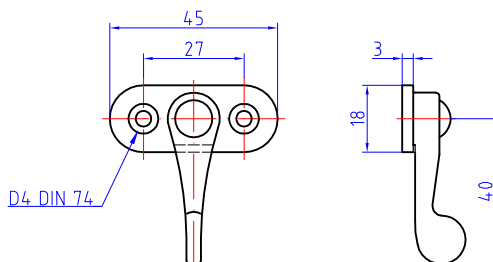
## Door stay 220x30 mm Series 2560

Art.code	Surface	Article description	Unit	Weight
256000.4	Bp	Flush bolt 220x30 mm with loop 50x25 mm, bolt 8 mm	Pc.	0,75
256000.6	Bpc	Flush bolt 220x30 mm with loop 50x25 mm, bolt 8 mm	Pc.	0,75
256000.9	Bmc	Flush bolt 220x30 mm with loop 50x25 mm, bolt 8 mm	Pc.	0,75
256090.4	Bp	Striking socket Rd 17x38.5 mm with spring for 2560	Pc.	0,02
256090.6	Bpc	Striking socket Rd 17x38.5 mm with spring for 2560	Pc.	0,02
256090.9	Bmc	Striking socket Rd 17x38.5 mm with spring for 2560	Pc.	0,02



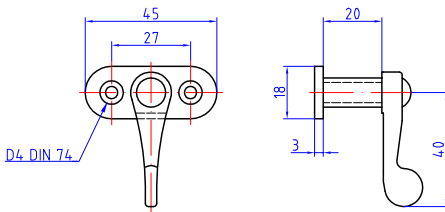
### Wardrobe fastener Ri/Le Series 5501

Art.code	Surface	Article description	Unit	Weight
550110.9	Bmc	Wardrobe locker set 45 mm, Ri	Pc.	0,09
550120.9	Bmc	Wardrobe locker set 45 mm, Le	Pc.	0,09



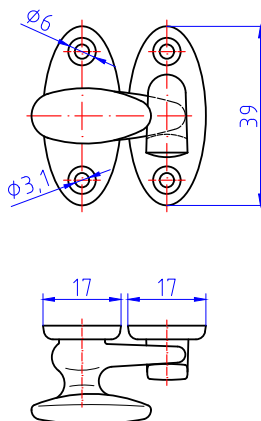
### Turnbuckle with baseplate Series 5610

Art.code	Surface	Article description	Unit	Weight
561000.1	Brp	Turnbuckle with baseplate	Pc.	0,04
561000.2	Brpn	Turnbuckle with baseplate	Pc.	0,04
561000.4	Bp	Turnbuckle with baseplate	Pc.	0,04
561000.6	Bpc	Turnbuckle with baseplate	Pc.	0,04
561000.9	Bmc	Turnbuckle with baseplate	Pc.	0,04

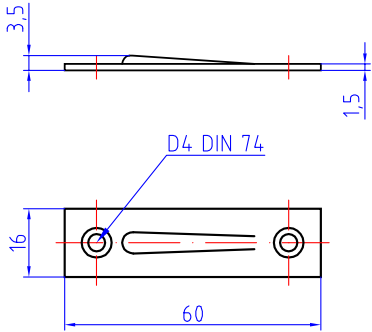


## Turnbuckle with baseplate 10-30 mm Series 561010/30

Art.code	Surface	Article description	Unit	Weight
561010.1	Brp	Turnbuckle with baseplate, H=10 mm	Pc.	0,04
561010.2	Brpn	Turnbuckle with baseplate, H=10 mm	Pc.	0,04
561015.1	Brp	Turnbuckle with baseplate, H=15 mm	Pc.	0,05
561015.2	Brpn	Turnbuckle with baseplate, H=15 mm	Pc.	0,05
561020.1	Brp	Turnbuckle with baseplate, H=20 mm	Pc.	0,05
561020.2	Brpn	Turnbuckle with baseplate, H=20 mm	Pc.	0,05
561025.1	Brp	Turnbuckle with baseplate, H=25 mm	Pc.	0,05
561025.2	Brpn	Turnbuckle with baseplate, H=25 mm	Pc.	0,05
561030.1	Brp	Turnbuckle with baseplate, H=30 mm	Pc.	0,05
561030.2	Brpn	Turnbuckle with baseplate, H=30 mm	Pc.	0,05

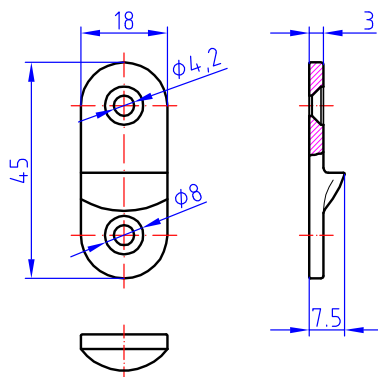

**Fastener No. 435**  
**Series 5640**

Art.code	Surface	Article description	Unit	Weight
564000.1	Brp	Fastener No. 435 with counterplate	Pc.	0,05
564000.2	Brpn	Fastener No. 435 with counterplate	Pc.	0,05



### Counterplate for turnbuckle 5610 stamped Series 5655

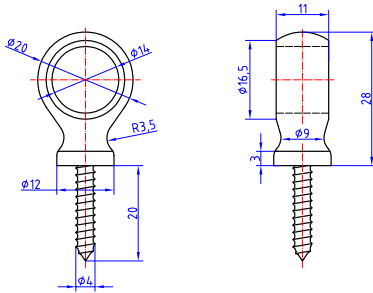
Art.code	Surface	Article description	Unit	Weight
565500.1	Brp	Counter plate for turnbuckles Group 56 stamped	Pc.	0,01
565500.2	Brpn	Counter plate for turnbuckles Group 56 stamped	Pc.	0,01
565500.4	Bp	Counter plate for turnbuckles Group 56 stamped	Pc.	0,01
565500.6	Bpc	Counter plate for turnbuckles Group 56 stamped	Pc.	0,01
565500.9	Bmc	Counter plate for turnbuckles Group 56 stamped	Pc.	0,01



### Counterplate for turnbuckle 5610 casted Series 5656

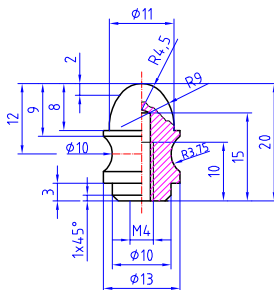
Art.code	Surface	Article description	Unit	Weight
565600.1	Brp	Counter plate for turnbuckles Group 56 casted	Pc.	0,02
565600.2	Brpn	Counter plate for turnbuckles Group 56 casted	Pc.	0,02
565600.4	Bp	Counter plate for turnbuckles Group 56 casted	Pc.	0,02
565600.6	Bpc	Counter plate for turnbuckles Group 56 casted	Pc.	0,02
565600.9	Bmc	Counter plate for turnbuckles Group 56 casted	Pc.	0,02





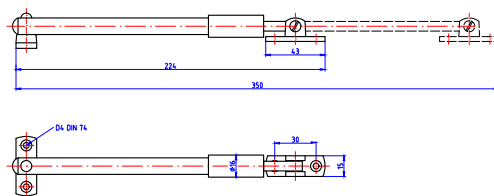
### Stairrod holder 14 mm Series 70.004

Art.code	Surface	Article description	Unit	Weight
70.004.1	Brp	Stairrod holder 14 mm with stainless steel screw	Pc.	0,02
70.004.2	Brpn	Stairrod holder 14 mm with stainless steel screw	Pc.	0,02



### Stairrod knob 13 mm Series 70.404

Art.code	Surface	Article description	Unit	Weight
70.404.1	Brp	Stairrod knob 13 mm with fixing screw	Pc.	0,02
70.404.2	Brpn	Stairrod knob 13 mm with fixing screw	Pc.	0,02



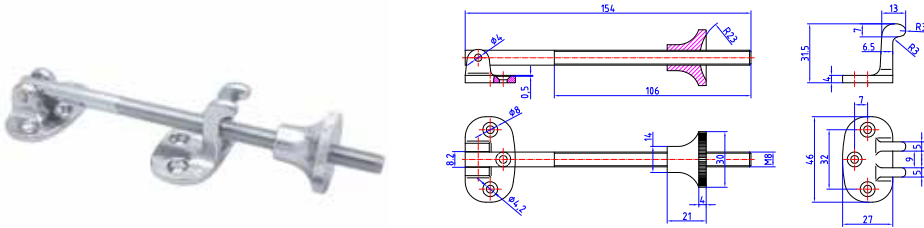
## Hatch fasteners 350-410 mm

### Series 3232/33

Art.code	Surface	Article description	Unit	Weight
323200.4	Bp	Hatch fasteners A=220 mm, B=350 mm, No. 530 A	Pc.	0,23
323200.5	Bpn	Hatch fasteners A=220 mm, B=350 mm, No. 530 A	Pc.	0,23
323200.6	Bpc	Hatch fasteners A=220 mm, B=350 mm, No. 530 A	Pc.	0,23
323200.8	Bmn	Hatch fasteners A=220 mm, B=350 mm, No. 530 A	Pc.	0,23
323200.9	Bmc	Hatch fasteners A=220 mm, B=350 mm, No. 530 A	Pc.	0,23
323200.9-PBL	PVD black	Hatch fasteners A=220 mm, B=350 mm, No. 530 A	Pc.	0,23
323300.4	Bp	Hatch fasteners A=280 mm, B=410 mm, No. 530 B	Pc.	0,48
323300.5	Bpn	Hatch fasteners A=280 mm, B=410 mm, No. 530 B	Pc.	0,48
323300.6	Bpc	Hatch fasteners A=280 mm, B=410 mm, No. 530 B	Pc.	0,48
323300.8	Bmn	Hatch fasteners A=280 mm, B=410 mm, No. 530 B	Pc.	0,48
323300.9	Bmc	Hatch fasteners A=280 mm, B=410 mm, No. 530 B	Pc.	0,48
323300.9-PBL	PVD black	Hatch fasteners A=280 mm, B=410 mm, No. 530 B	Pc.	0,48

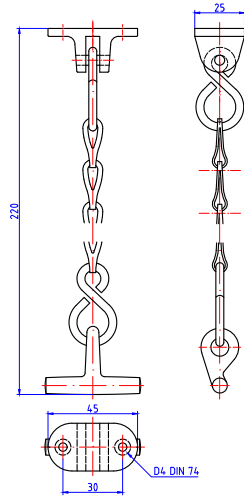


320100.4	Bp	Window and hatch fastener set. curved	Pc.	0,58
320100.6	Bpc	Window and hatch fastener set. curved	Pc.	0,58



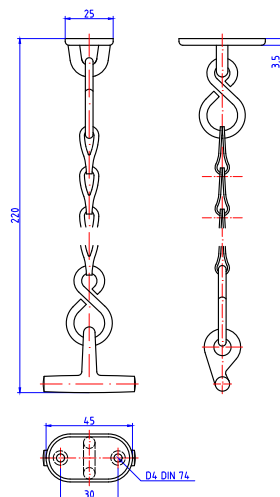
## Window stay with knurled nut Series 3250

Art.code	Surface	Article description	Unit	Weight
325000.1	Brp	Window and hatch fastener set	Pc.	0,18
325000.2	Brpn	Window and hatch fastener set	Pc.	0,18
325000.4	Bp	Window and hatch fastener set	Pc.	0,18
325000.6	Bpc	Window and hatch fastener set	Pc.	0,18
325000.9	Bmc	Window and hatch fastener set	Pc.	0,18



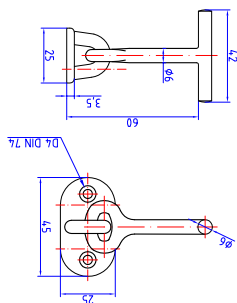
## Window stay Series 3320

Art.code	Surface	Article description	Unit	Weight
332000.1	Brp	Light shade holder with casted fixing plate, total length: 220 mm, chain length: 190 mm	Pc.	0,12
332000.2	Brpn	Light shade holder with casted fixing plate, total length: 220 mm, chain length: 190 mm	Pc.	0,12
332000.4	Bp	Light shade holder with casted fixing plate, total length: 220 mm, chain length: 190 mm	Pc.	0,12
332000.6	Bpc	Light shade holder with casted fixing plate, total length: 220 mm, chain length: 190 mm	Pc.	0,12
332000.9	Bmc	Light shade holder with casted fixing plate, total length: 220 mm, chain length: 190 mm	Pc.	0,12



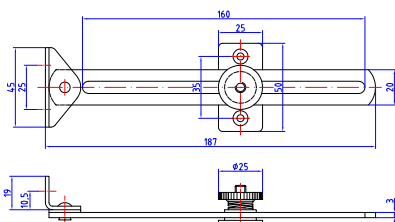
## Window stay light Series 3322

Art.code	Surface	Article description	Unit	Weight
332200.1	Brp	Light shade holder with stamped fixing plate, total length: 220 mm, chain length: 190 mm	Pc.	0,08
332200.2	Brpn	Light shade holder with stamped fixing plate, total length: 220 mm, chain length: 190 mm	Pc.	0,08
332200.4	Bp	Light shade holder with stamped fixing plate, total length: 220 mm, chain length: 190 mm	Pc.	0,08
332200.6	Bpc	Light shade holder with stamped fixing plate, total length: 220 mm, chain length: 190 mm	Pc.	0,08
332200.9	Bmc	Light shade holder with stamped fixing plate, total length: 220 mm, chain length: 190 mm	Pc.	0,08



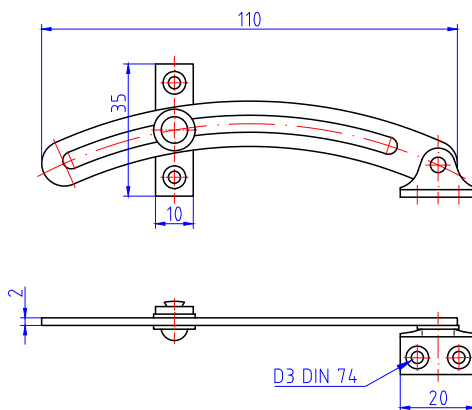
## Window stay 60 mm Series 3340

Art.code	Surface	Article description	Unit	Weight
334060.4	Bp	Light shade holder 60 mm	Pc.	0,05
334060.6	Bpc	Light shade holder 60 mm	Pc.	0,05
334060.9	Bmc	Light shade holder 60 mm	Pc.	0,05



## Cabinet shear 160 mm Series 520160

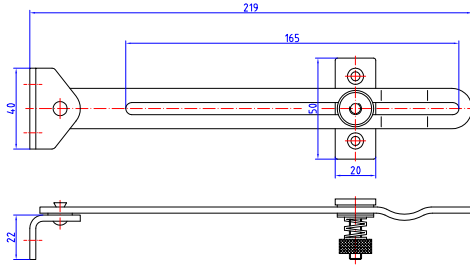
Art.code	Surface	Article description	Unit	Weight
520160.4	Bp	Cabinet shear, channel 160 mm	Pc.	0,14
520160.6	Bpc	Cabinet shear, channel 160 mm	Pc.	0,14
520160.9	Bmc	Cabinet shear, channel 160 mm	Pc.	0,14



### Cabinet shear curved 110 mm Series 520111/12

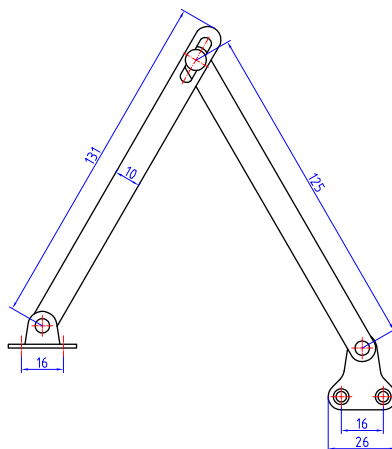
Art.code	Surface	Article description	Unit	Weight
520111.4	Bp	Cabinet shear 110 mm curved, Ri	Pc.	0,03
520111.6	Bpc	Cabinet shear 110 mm curved, Ri	Pc.	0,03
520111.9	Bmc	Cabinet shear 110 mm curved, Ri	Pc.	0,03
520112.4	Bp	Cabinet shear 110 mm curved, Le	Pc.	0,03
520112.6	Bpc	Cabinet shear 110 mm curved, Le	Pc.	0,03
520112.9	Bmc	Cabinet shear 110 mm curved, Le	Pc.	0,03





## Cabinet shear stainless steel 165 mm Series N-520165

Art.code	Surface	Article description	Unit	Weight
N-520165.0	Stain brushed	Cabinet shear 165 mm, non catching	Pc.	0,16
N-520165R.0	Stain brushed	Cabinet shear 165 mm, catching into place	Pc.	0,16



### Cabinet shear light Series 520150-300

Art.code	Surface	Article description	Unit	Weight
520150.0	St Ni	Cabinet shear 150 mm total length, Ri/Le	Pc.	0,04
520200.0	St Ni	Cabinet shear 200 mm total length, Ri/Le	Pc.	0,04
520250.0	St Ni	Cabinet shear 250 mm total length, Ri/Le	Pc.	0,05
520300.0	St Ni	Cabinet shear 300 mm total length, Ri/Le	Pc.	0,06



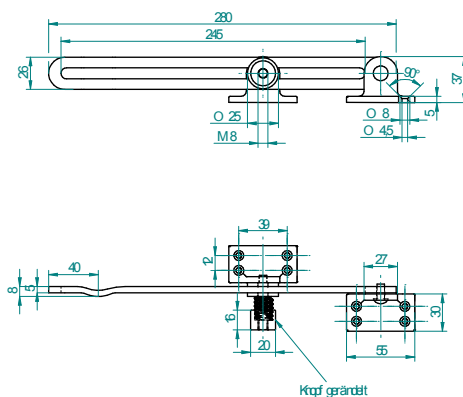
**Cabinet shear No. 2014**  
**Series 12.2014.0**

Art.code	Surface	Article description	Unit	Weight
12.2014.0	St grey lack	Door stay with set screw	Pc.	0,36



**Cabinet shear 358-516 mm**  
**Series 12.2015.0**

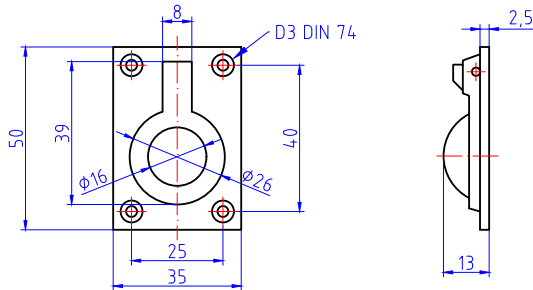
Art.code	Surface	Article description	Unit	Weight
12.2015.0	St grey lack	Cabinet shear 358 mm	Pc.	0,35



## Door shear stainless steel

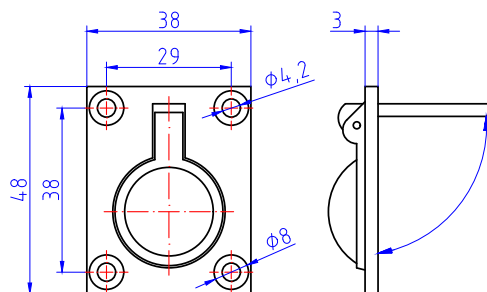
### Series 12.2065/70

Art.code	Surface	Article description	Unit	Weight
12.2065.0-A4	Stain brushed	Door shear 245 mm in- and outward doors, A4	Pc.	0,45
12.2070.0-A4	Stain brushed	Door shear 300 mm in- and outward doors, A4	Pc.	0,49



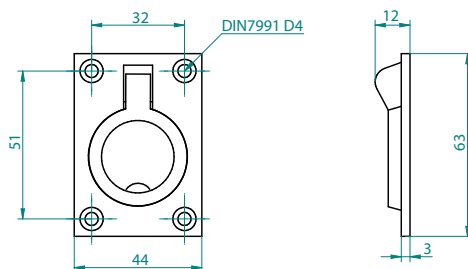
### Flush ring grip brass Series 4100

Art.code	Surface	Article description	Unit	Weight
410035.4	Bp	Flush ring grip 52x37 mm	Pc.	0,06
410035.6	Bpc	Flush ring grip 52x37 mm	Pc.	0,06
410035.9	Bmc	Flush ring grip 52x37 mm	Pc.	0,06
410040.4	Bp	Flush ring grip 63x50 mm	Pc.	0,09
410040.6	Bpc	Flush ring grip 63x50 mm	Pc.	0,09
410040.9	Bmc	Flush ring grip 63x50 mm	Pc.	0,09
410050.4	Bp	Flush ring grip 70x50 mm	Pc.	0,10
410050.6	Bpc	Flush ring grip 70x50 mm	Pc.	0,10
410050.9	Bmc	Flush ring grip 70x50 mm	Pc.	0,10



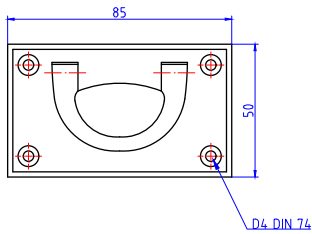
### Flush ring grip stainless steel 48x35 mm Series N-410030

Art.code	Surface	Article description	Unit	Weight
N-410030.4	Stain polished	Flush ring grip 48x38 mm, A4	Pc.	0,05
N-410030.9	Stain matt	Flush ring grip 48x38 mm, A4	Pc.	0,05




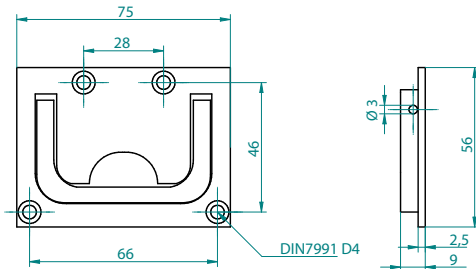
### Flush ring grip stainless steel 63x44 mm Series N-410045

Art.code	Surface	Article description	Unit	Weight
N-410045.4	Stain polished	Flush ring grip 63x44 mm, A4	Pc.	0,09
N-410045.9	Stain matt	Flush ring grip 63x44 mm, A4	Pc.	0,09



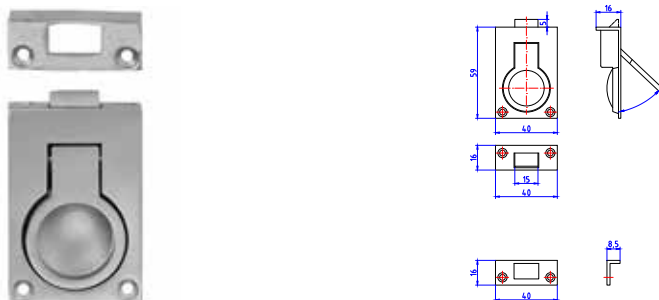
### Flush ring grip stainless steel 85x50 mm Series N-410020

Art.code	Surface	Article description	Unit	Weight
N-410020.4	Stain polished	Flush ring grip 85x50 mm, A4	Pc.	0,09
N-410020.9	Stain matt	Flush ring grip 85x50 mm, A4	Pc.	0,09



### Flush ring grip stainless steel 75x56 mm Series N-410075

Art.code	Surface	Article description	Unit	Weight
N-410075.4	Stain polished	Flush ring grip 75x56 mm, A4	Pc.	0,13
N-410075.9	Stain matt	Flush ring grip 75x56 mm, A4	Pc.	0,13



### Flush ring grip stainless steel with striker Series N-410080

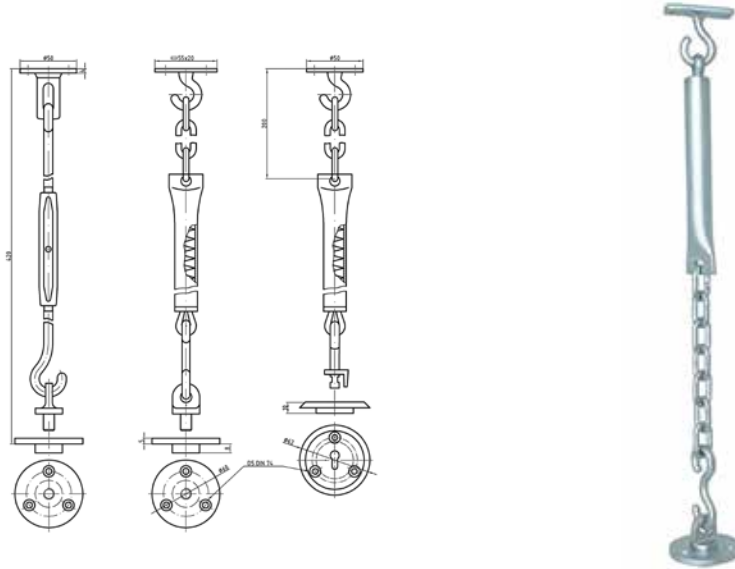
Art.code	Surface	Article description	Unit	Weight
N-410080.4	Stain polished	Flush ring grip 59x40 mm, A4	Pc.	0,08
N-410080.9	Stain matt	Flush ring grip 59x40 mm, A4	Pc.	0,08



### Flush ring grip stainless steel latch Series N-4101

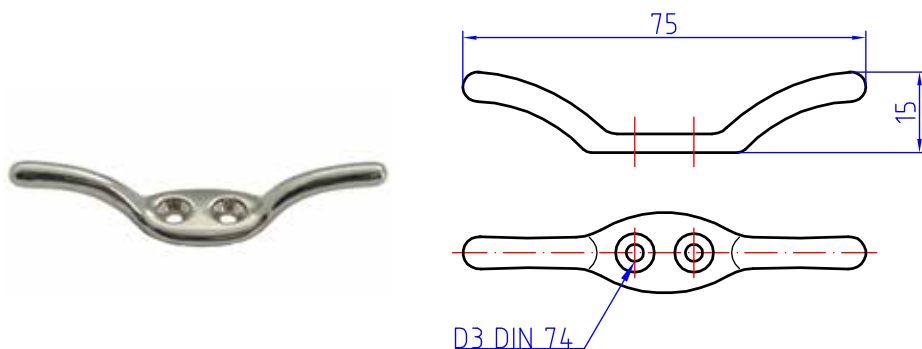
Art.code	Surface	Article description	Unit	Weight
N-410100.4	Stain polished	Flush ring grip 80x68 mm, A4, with latch 80 mm	Pc.	0,52
N-410100.9	Stain matt	Flush ring grip 80x68 mm, A4, with latch 80 mm	Pc.	0,52



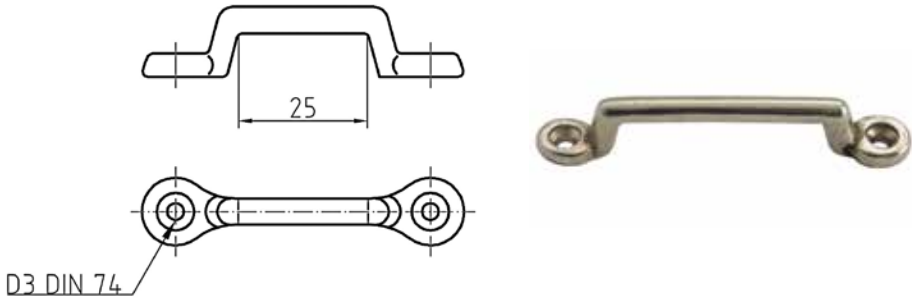


## Chair fasteners Series 4146

Art.code	Surface	Article description	Unit	Weight
414610.1	Brp	Chair fastener set	Pc.	0,47
414610.3	Brpc	Chair fastener set	Pc.	0,47
414610.9	Bmc	Chair fastener set	Pc.	0,47
414620.1	Brp	Chair fastener set with spring, 7 chain links	Pc.	0,59
414620.3	Brpc	Chair fastener set with spring, 7 chain links	Pc.	0,59
414620.9	Bmc	Chair fastener set with spring, 7 chain links	Pc.	0,59
414635.1	Brp	Chair fastener set with spring, 10 chain links	Pc.	0,60
414635.3	Brpc	Chair fastener set with spring, 10 chain links	Pc.	0,60
414635.9	Bmc	Chair fastener set with spring, 10 chain links	Pc.	0,60

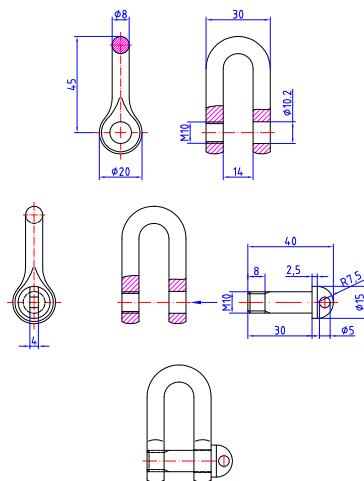

**Cord spooler 40-130 mm**  
**Series 4340-41**

Art.code	Surface	Article description	Unit	Weight
434040.1	Brp	Cord spooler L=40 mm	Pc.	0,01
434050.1	Brp	Cord spooler L=50 mm	Pc.	0,01
434060.1	Brp	Cord spooler L=60 mm	Pc.	0,01
434075.1	Brp	Cord spooler L=75 mm	Pc.	0,02
434080.1	Brp	Cord spooler L=80 mm	Pc.	0,02
434090.1	Brp	Cord spooler L=90 mm	Pc.	0,04
434100.1	Brp	Cord spooler L=100 mm	Pc.	0,04
434110.1	Brp	Cord spooler L=110 mm	Pc.	0,04
434130.1	Brp	Cord spooler L=130 mm	Pc.	0,05

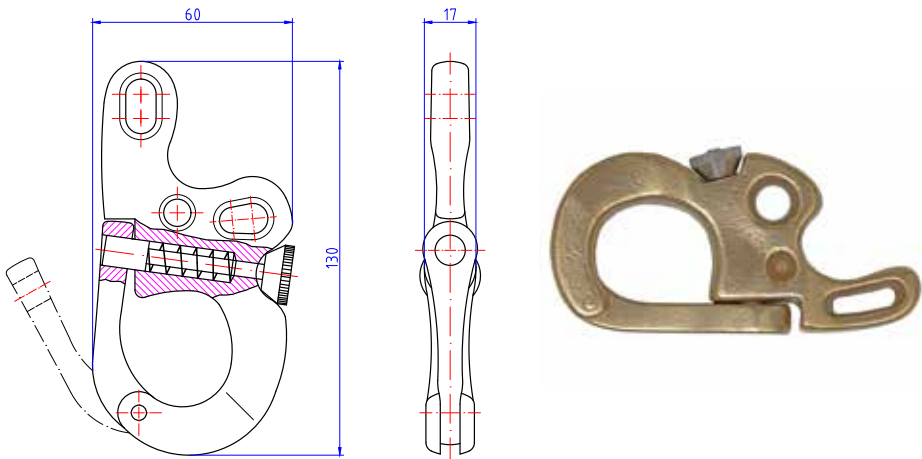


### Strap clamp 10-45 mm Series 4350

Art.code	Surface	Article description	Unit	Weight
435010.1	Brp	Strap clamp A=10 mm	Pc.	0,00
435020.1	Brp	Strap clamp A=20 mm	Pc.	0,01
435025.1	Brp	Strap clamp A=25 mm	Pc.	0,02
435030.1	Brp	Strap clamp A=30 mm	Pc.	0,02
435035.1	Brp	Strap clamp A=35 mm	Pc.	0,02
435040.1	Brp	Strap clamp A=40 mm	Pc.	0,02
435045.1	Brp	Strap clamp A=45 mm	Pc.	0,02

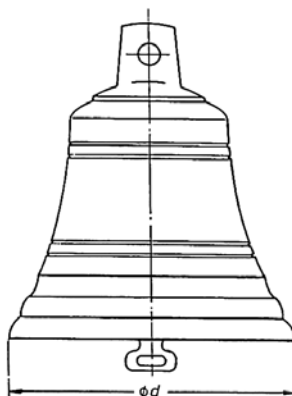

**Shackle DIN 82101**  
**Series 4601**

Art.code	Surface	Article description	Unit	Weight
460110.1	Brp	Shackle DIN 82101, Form A, bolt M 10	Pc.	0,10
460112.1	Brp	Shackle DIN 82101, Form A, bolt M 12	Pc.	0,17
460116.1	Brp	Shackle DIN 82101, Form A, bolt M 16	Pc.	0,40
460120.1	Brp	Shackle DIN 82101, Form A, bolt M 20	Pc.	0,72



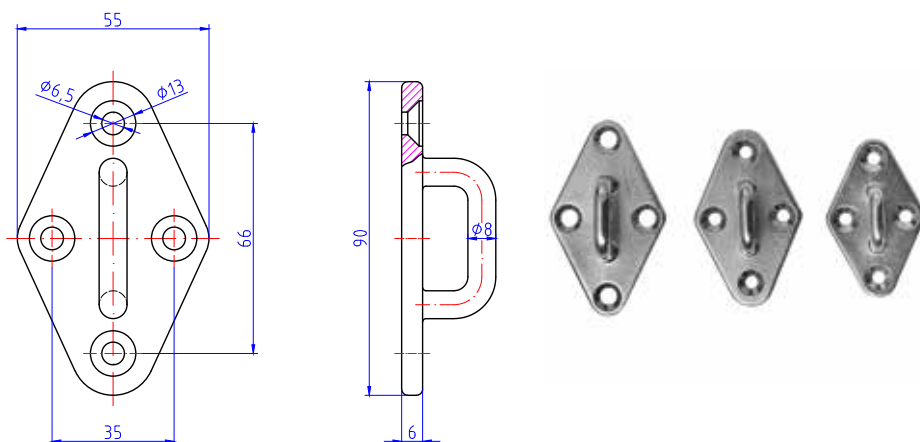
### Snap shackle Series SO-001/002

Art.code	Surface	Article description	Unit	Weight
SO-001.1	Brp	Snap shackle small, 130x62x17 mm	Pc.	0,49
SO-002.1	Brp	Snap shackle large, 142x70x20 mm	Pc.	0,67



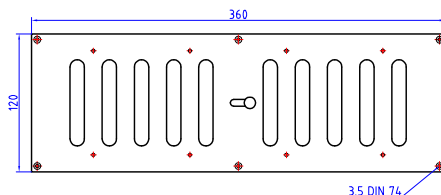
### Ship and fog bell Series 4201/02

Art.code	Surface	Article description	Unit	Weight
420120.4	Bp	Ship and fog bell 120 mm	Pc.	1,00
420170.4	Bp	Ship and fog bell 170 mm	Pc.	2,42
420200.4	Bp	Ship and fog bell 200 mm	Pc.	4,06
421080.4	Bp	Ship bell bracket overhang Size: I, L=80 mm	Pc.	0,14
421120.4	Bp	Ship bell bracket overhang Size: II, L=120 mm	Pc.	0,30
421170.4	Bp	Ship bell bracket overhang Size: III, L=170 mm	Pc.	0,60



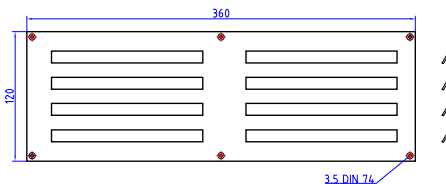
### Deck plates in 3 sizes Series N-4105

Art.code	Surface	Article description	Unit	Weight
N-410550.1	Niro	Deck plates 80x50 mm, A4	Pc.	0,11
N-410555.1	Niro	Deck plates 90x55 mm, A4	Pc.	0,17
N-410560.1	Niro	Deck plates 100x60 mm, A4	Pc.	0,20



### Ventilating valve 360x120 mm Series 2703

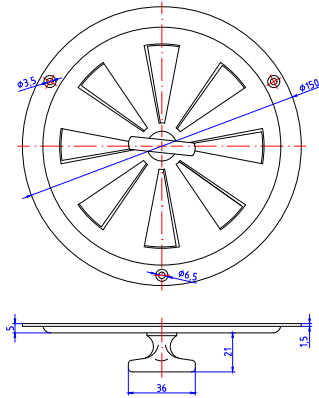
Art.code	Surface	Article description	Unit	Weight
270300.4	Bp	Ventilating valve 360x120 mm, air admission 109 cm 3	Pc.	0,58
270300.6	Bpc	Ventilating valve 360x120 mm, air admission 109 cm 3	Pc.	0,58
270300.9	Bmc	Ventilating valve 360x120 mm, air admission 109 cm 3	Pc.	0,58



### Counterplate for 2703 Series 2753

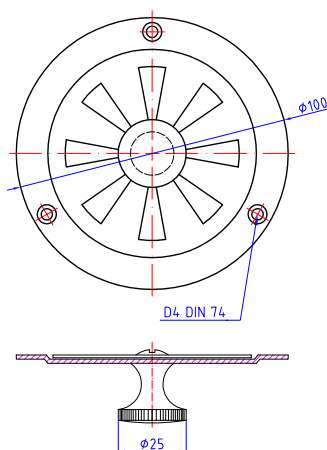
Art.code	Surface	Article description	Unit	Weight
275300.4	Bp	Counterplate for Ventilating valve No. 270300, 360x120 mm	Pc.	0,53
275300.6	Bpc	Counterplate for Ventilating valve No. 270300, 360x120 mm	Pc.	0,53
275300.9	Bmc	Counterplate for Ventilating valve No. 270300, 360x120 mm	Pc.	0,53





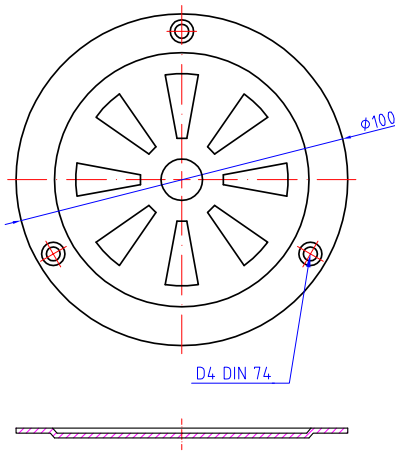
### Ventilating valves Rd 100-200 mm with olive knob Series 27...01

Art.code	Surface	Article description	Unit	Weight
272101.4	Bp	Ventilating valves Rd 200 mm, olive knob outside	Pc.	0,48
272101.6	Bpc	Ventilating valves Rd 200 mm, olive knob outside	Pc.	0,48
272101.9	Bmc	Ventilating valves Rd 200 mm, olive knob outside	Pc.	0,48
272201.4	Bp	Ventilating valves Rd 175 mm, olive knob outside	Pc.	0,38
272201.6	Bpc	Ventilating valves Rd 175 mm, olive knob outside	Pc.	0,38
272201.9	Bmc	Ventilating valves Rd 175 mm, olive knob outside	Pc.	0,38
272301.4	Bp	Ventilating valves Rd 150 mm, olive knob outside	Pc.	0,30
272301.6	Bpc	Ventilating valves Rd 150 mm, olive knob outside	Pc.	0,30
272301.9	Bmc	Ventilating valves Rd 150 mm, olive knob outside	Pc.	0,30
272501.4	Bp	Ventilating valves Rd 100 mm, olive knob outside	Pc.	0,14
272501.6	Bpc	Ventilating valves Rd 100 mm, olive knob outside	Pc.	0,14
272501.9	Bmc	Ventilating valves Rd 100 mm, olive knob outside	Pc.	0,14



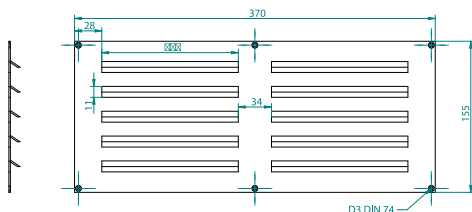
### Ventilating valves Rd 100-200 mm Series 27...02

Art.code	Surface	Article description	Unit	Weight
272102.4	Bp	Ventilating valves Rd 200 mm, knurled knob outside	Pc.	0,45
272102.6	Bpc	Ventilating valves Rd 200 mm, knurled knob outside	Pc.	0,45
272102.9	Bmc	Ventilating valves Rd 200 mm, knurled knob outside	Pc.	0,45
272202.4	Bp	Ventilating valves Rd 175 mm, knurled knob outside	Pc.	0,34
272202.6	Bpc	Ventilating valves Rd 175 mm, knurled knob outside	Pc.	0,34
272202.9	Bmc	Ventilating valves Rd 175 mm, knurled knob outside	Pc.	0,34
272302.4	Bp	Ventilating valves Rd 150 mm, knurled knob outside	Pc.	0,27
272302.6	Bpc	Ventilating valves Rd 150 mm, knurled knob outside	Pc.	0,27
272302.9	Bmc	Ventilating valves Rd 150 mm, knurled knob outside	Pc.	0,27
272402.4	Bp	Ventilating valves Rd 125 mm, knurled knob outside	Pc.	0,20
272402.6	Bpc	Ventilating valves Rd 125 mm, knurled knob outside	Pc.	0,20
272402.9	Bmc	Ventilating valves Rd 125 mm, knurled knob outside	Pc.	0,20
272502.4	Bp	Ventilating valves Rd 100 mm, knurled knob outside	Pc.	0,15
272502.6	Bpc	Ventilating valves Rd 100 mm, knurled knob outside	Pc.	0,15
272502.9	Bmc	Ventilating valves Rd 100 mm, knurled knob outside	Pc.	0,15



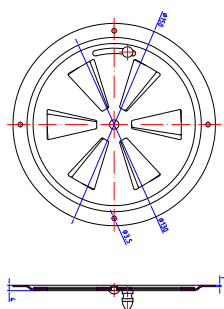
### Counterplates Rd 100-200 mm Series 2771-75

Art.code	Surface	Article description	Unit	Weight
277100.4	Bp	Counterplates Rd 200 mm	Pc.	0,29
277200.4	Bp	Counterplates Rd 175 mm	Pc.	0,23
277300.4	Bp	Counterplates Rd 150 mm	Pc.	0,18
277400.4	Bp	Counterplates Rd 125 mm	Pc.	0,14
277500.4	Bp	Counterplates Rd 100 mm	Pc.	0,09



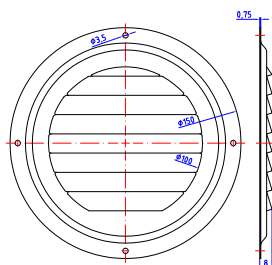
### Ventilating grills 3-14 lamellas Series N-2751/55

Art.code	Surface	Article description	Unit	Weight
N-275100.9	Stain matt	Ventilating grills 370x200x1.25 mm (14 outcuts)	Pc.	0,56
N-275200.9	Stain matt	Ventilating grills 370x155x1.25 mm (10 outcuts)	Pc.	0,53
N-275300.9	Stain matt	Ventilating grills 360x120x1.25 mm (10 outcuts)	Pc.	0,51
N-275400.9	Stain matt	Ventilating grills 360x112x1.25 mm (8 outcuts)	Pc.	0,49
N-275500.9	Stain matt	Ventilating grills 360x90x1.25 mm (6 outcuts)	Pc.	0,48
N-275600.9	Stain matt	Ventilating grills 336x90x1.25 mm (6 outcuts)	Pc.	0,46
N-275700.9	Stain matt	Ventilating grills 180x90x1.25 mm (3 outcuts)	Pc.	0,42



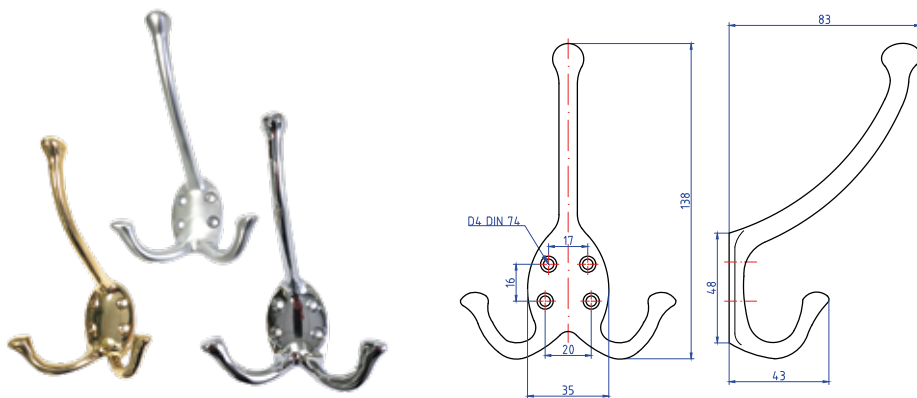
## Ventilating valves Rd 100-150 mm Series N-2723/25

Art.code	Surface	Article description	Unit	Weight
N-272302.4	Stain polished	Ventilating valves Rd 150 mm with knob	Pc.	0,17
N-272402.4	Stain polished	Ventilating valves Rd 125 mm with knob	Pc.	0,12
N-272502.4	Stain polished	Ventilating valves Rd 100 mm with knob	Pc.	0,10



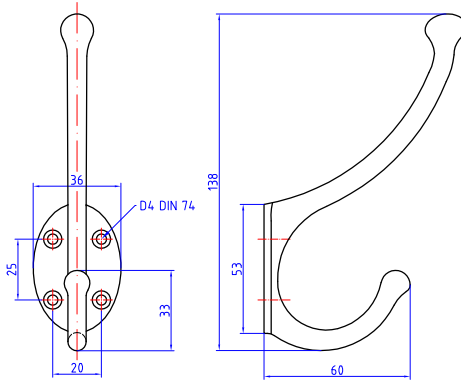
## Ventilating valve with insect grid Series N-2773/75

Art.code	Surface	Article description	Unit	Weight
N-277300.4	Stain polished	Ventilating valves Rd 150 mm with insect grid	Pc.	0,12
N-277400.4	Stain polished	Ventilating valves Rd 125 mm with insect grid	Pc.	0,07
N-277500.4	Stain polished	Ventilating valves Rd 100 mm with insect grid	Pc.	0,05



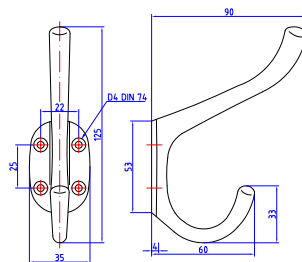
### Hat and coat hook triangular Series 5900

Art.code	Surface	Article description	Unit	Weight
590000.4	Bp	Hat & Coat hooks, triangular	Pc.	0,16
590000.6	Bpc	Hat & Coat hooks, triangular	Pc.	0,16
590000.9	Bmc	Hat & Coat hooks, triangular	Pc.	0,17
590000.9-PBL	PVD black	Hat & Coat hooks, triangular	Pc.	0,17



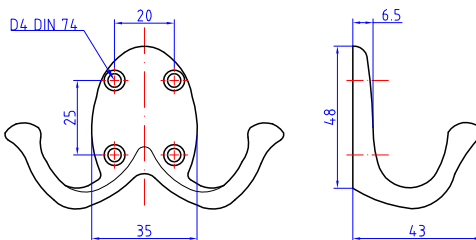
## Hat & Coat hooks double Series 5901

Art.code	Surface	Article description	Unit	Weight
590100.4	Bp	Hat & Coat hooks, double	Pc.	0,15
590100.6	Bpc	Hat & Coat hooks, double	Pc.	0,15
590100.9	Bmc	Hat & Coat hooks, double	Pc.	0,15
590100.9-PBL	PVD black	Hat & Coat hooks, double	Pc.	0,15



### Hat & Coat hooks DIN 81407 A Series 5902

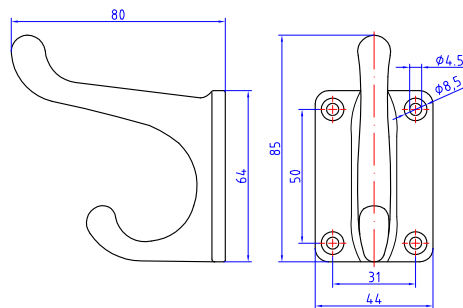
Art.code	Surface	Article description	Unit	Weight
590200.4	Bp	Hat & Coat hooks heavy DIN 81407 A	Pc.	0,18
590200.6	Bpc	Hat & Coat hooks heavy DIN 81407 A	Pc.	0,18
590200.9	Bmc	Hat & Coat hooks heavy DIN 81407 A	Pc.	0,18



### Coat hook 2 arms Series 5906

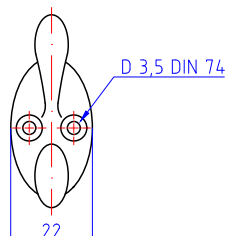
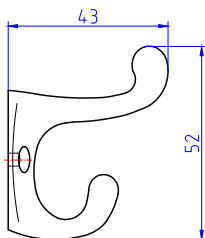
Art.code	Surface	Article description	Unit	Weight
590600.4	Bp	Coat hook 2 arms	Pc.	0,12
590600.6	Bpc	Coat hook 2 arms	Pc.	0,12
590600.9	Bmc	Coat hook 2 arms	Pc.	0,12





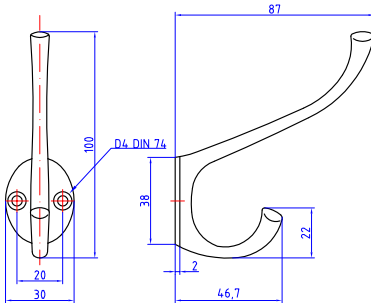
**Hat & Coat hooks 5908**  
**Series 5908**

Art.code	Surface	Article description	Unit	Weight
590800.0	Alu	Hat & Coat hooks	Pc.	0,02
590800.4	Bp	Hat & Coat hooks	Pc.	0,25
590800.6	Bpc	Hat & Coat hooks	Pc.	0,25
590800.9	Bmc	Hat & Coat hooks	Pc.	0,25



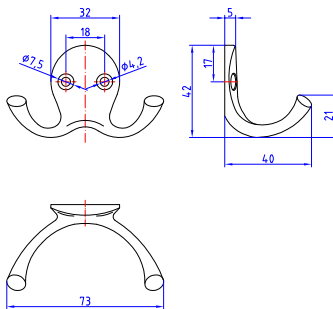
### Baby Hat & Coat hooks Series 5909

Art.code	Surface	Article description	Unit	Weight
590900.1	Brp	Baby Hat & Coat hooks	Pc.	0,06
590900.4	Bp	Baby Hat & Coat hooks	Pc.	0,06
590900.6	Bpc	Baby Hat & Coat hooks	Pc.	0,06
590900.9	Bmc	Baby Hat & Coat hooks	Pc.	0,06



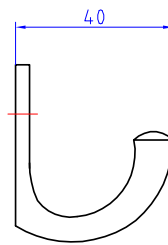
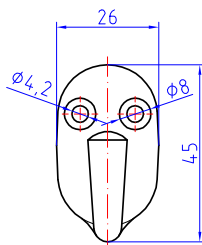
### Hat & Coat hooks small Series H-2121

Art.code	Surface	Article description	Unit	Weight
H-2121.4	Bp	Hat & Coat hooks small	Pc.	0,08
H-2121.6	Bpc	Hat & Coat hooks small	Pc.	0,08
H-2121.9	Bmc	Hat & Coat hooks small	Pc.	0,08



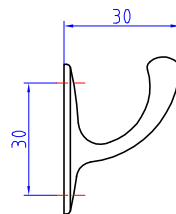
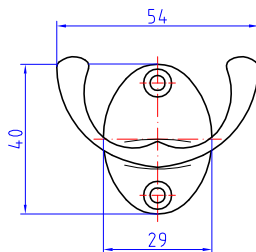
### Coat hook double 40 mm Series H-2124

Art.code	Surface	Article description	Unit	Weight
H-2124.4	Bp	Coat hook double 40 mm	Pc.	0,06
H-2124.6	Bpc	Coat hook double 40 mm	Pc.	0,06
H-2124.9	Bmc	Coat hook double 40 mm	Pc.	0,06



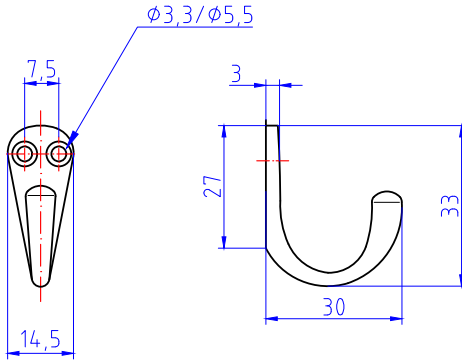
### Coat hook DIN 81407 Series 590250

Art.code	Surface	Article description	Unit	Weight
590250.4	Bp	Coat hook DIN 81407, Form C	Pc.	0,05
590250.6	Bpc	Coat hook DIN 81407, Form C	Pc.	0,05
590250.9	Bmc	Coat hook DIN 81407, Form C	Pc.	0,05



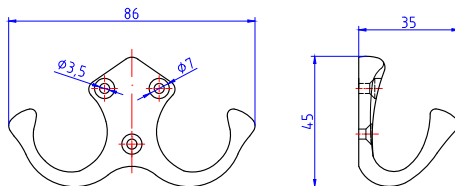
### Coat hook twin 30 mm Series 5903

Art.code	Surface	Article description	Unit	Weight
590300.4	Bp	Coat hook twin, 30 mm	Pc.	0,05
590300.6	Bpc	Coat hook twin, 30 mm	Pc.	0,05
590300.9	Bmc	Coat hook twin, 30 mm	Pc.	0,05

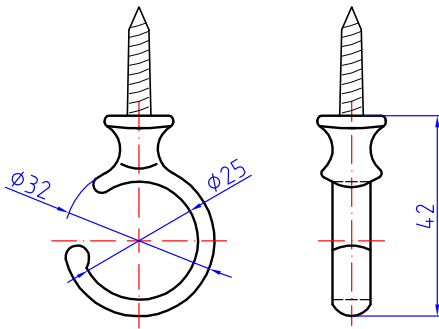


### Towel hook 30 mm DIN 81407 B Series 5905

Art.code	Surface	Article description	Unit	Weight
590500.1	Brp	Towel hook 30 mm, DIN 81407 B	Pc.	0,01
590500.2	Brpn	Towel hook 30 mm, DIN 81407 B	Pc.	0,01
590500.4	Bp	Towel hook 30 mm, DIN 81407 B	Pc.	0,01
590500.6	Bpc	Towel hook 30 mm, DIN 81407 B	Pc.	0,01
590500.8	Bmn	Towel hook 30 mm, DIN 81407 B	Pc.	0,01
590500.9	Bmc	Towel hook 30 mm, DIN 81407 B	Pc.	0,01

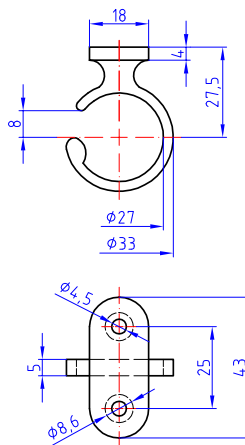

**Coat hook heavy**  
**Series 18.5533**

Art.code	Surface	Article description	Unit	Weight
18.5533.4	Bp	Coat hook with 2 fixing holes	Pc.	0,06
18.5533.6	Bpc	Coat hook with 2 fixing holes	Pc.	0,06
18.5533.9	Bmc	Coat hook with 2 fixing holes	Pc.	0,06



### Cup hook DIN 81408 Series 5910

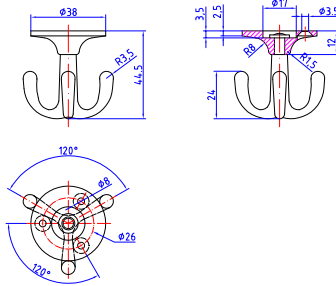
Art.code	Surface	Article description	Unit	Weight
591025.1	Brp	Cup hook 25 mm, DIN 81408	Pc.	0,03
591025.2	Brpn	Cup hook 25 mm, DIN 81408	Pc.	0,03
591025.4	Bp	Cup hook 25 mm, DIN 81408	Pc.	0,03
591025.6	Bpc	Cup hook 25 mm, DIN 81408	Pc.	0,03
591025.9	Bmc	Cup hook 25 mm, DIN 81408	Pc.	0,03



### Ceiling and cup hook 30 mm Series 5920

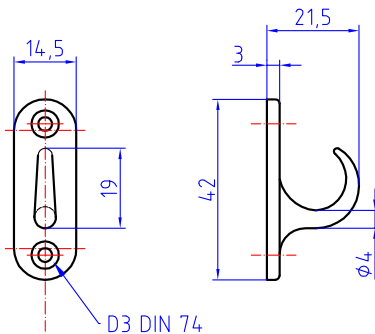
Art.code	Surface	Article description	Unit	Weight
592000.1	Brp	Ceiling and cup hook 30 mm	Pc.	0,04
592000.2	Brpn	Ceiling and cup hook 30 mm	Pc.	0,04
592000.4	Bp	Ceiling and cup hook 30 mm	Pc.	0,04
592000.6	Bpc	Ceiling and cup hook 30 mm	Pc.	0,05
592000.9	Bmc	Ceiling and cup hook 30 mm	Pc.	0,04





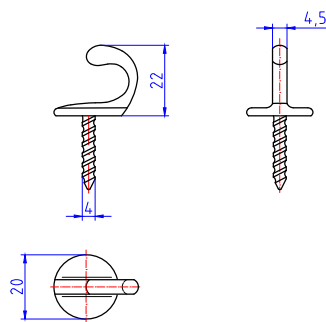
### Ceiling hook turnable Series 5930

Art.code	Surface	Article description	Unit	Weight
593000.1	Brp	Ceiling hook turnable	Pc.	0,08
593000.2	Brpn	Ceiling hook turnable	Pc.	0,08

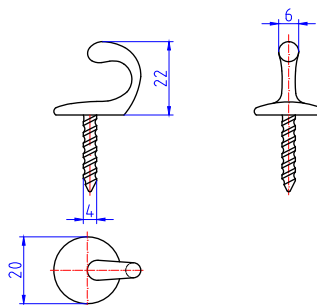


### Towell hook DIN 81407 F Series 5940

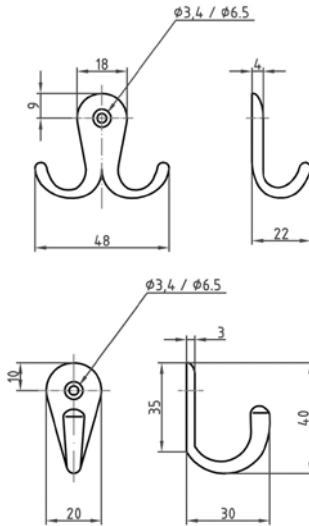
Art.code	Surface	Article description	Unit	Weight
594000.4	Bp	Towell hook DIN 81407 F	Pc.	0,02
594000.6	Bpc	Towell hook DIN 81407 F	Pc.	0,02
594000.9	Bmc	Towell hook DIN 81407 F	Pc.	0,02


**Towell hook with screw**  
**Series 7590**

Art.code	Surface	Article description	Unit	Weight
H-7590.4	Bp	Hook no. 759 with casted-in screw	Pc.	0,02
H-7590.6	Bpc	Hook no. 759 with casted-in screw	Pc.	0,02
H-7590.9	Bp	Hook no. 759 with casted-in screw	Pc.	0,02

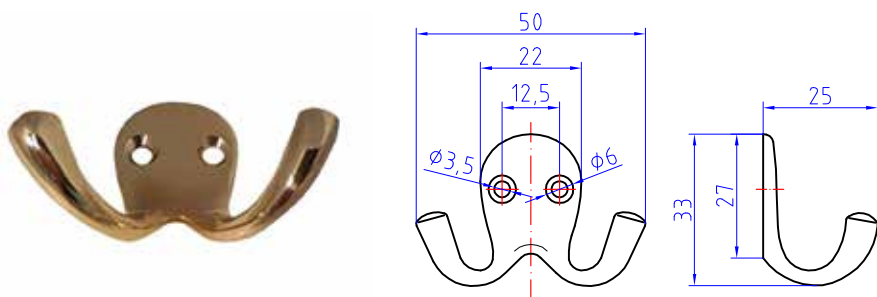

**Towell hook with screw**  
**Series 759A**

Art.code	Surface	Article description	Unit	Weight
H-759A.4	Bp	Hook Nr. 759 A with casted-in screw	Pc.	0,02
H-759A.6	Bpc	Hook Nr. 759 A with casted-in screw	Pc.	0,02
H-759A.9	Bmc	Hook Nr. 759 A with casted-in screw	Pc.	0,02

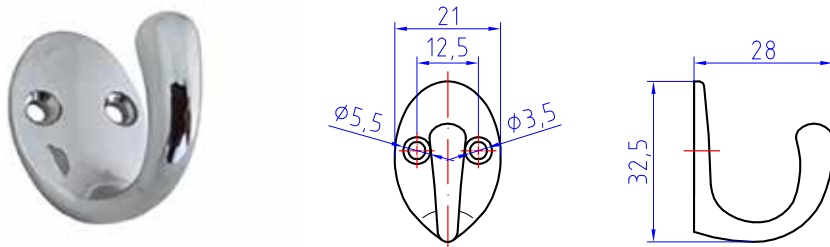


### Towel hook 40 mm single and double Series H-7545/63

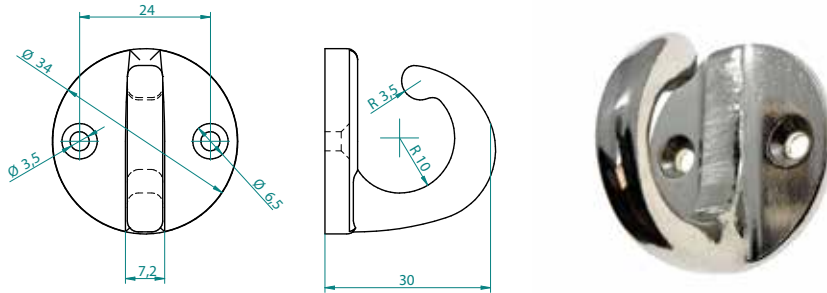
Art.code	Surface	Article description	Unit	Weight
H-7545.1	Bp	Towel hook 40 mm, single, 1 fixing hole	Pc.	0,02
H-7545.3	Bpc	Towel hook 40 mm, single, 1 fixing hole	Pc.	0,02
H-7563.1	Bp	Towel hook 40 mm, single, 2 fixing holes	Pc.	0,02
H-7563.3	Bpc	Towel hook 40 mm, single, 2 fixing holes	Pc.	0,02


**Dress hook 50 mm double**  
**Series H-6121**

Art.code	Surface	Article description	Unit	Weight
H-6121.1	Brp	Dress hook 40 mm	Pc.	0,03
H-6121.3	Brpc	Dress hook 40 mm	Pc.	0,03

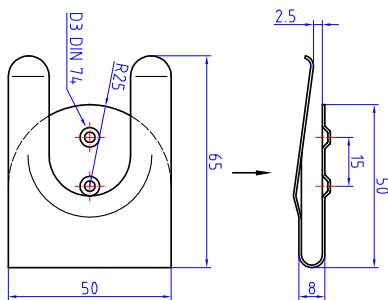

**Dress hook 28 mm single**  
**Series H-6111**

Art.code	Surface	Article description	Unit	Weight
H-6111.1	Brp	Dress hook 28 mm	Pc.	0,02
H-6111.3	Brpc	Dress hook 28 mm	Pc.	0,02



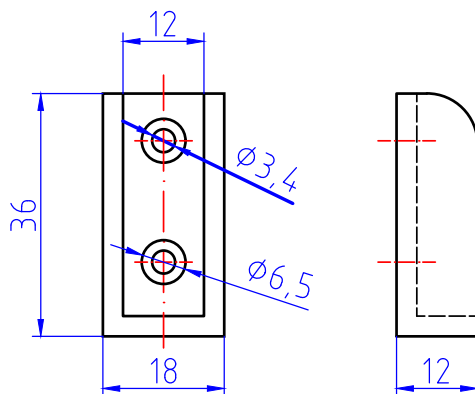
### Ceiling hook heavy Series H-0785

Art.code	Surface	Article description	Unit	Weight
H-0785.1	Brp	Ceiling hook heavy, 2 fixing holes	Pc.	0,04
H-0785.2	Brpn	Ceiling hook heavy, 2 fixing holes	Pc.	0,04

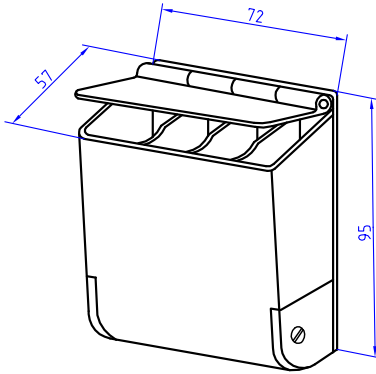


### Wine glass holder N-5370

Art.code	Surface	Article description	Unit	Weight
N-537075.0	Niro	Wine glass holder 0.8 mm	Pc.	0,03

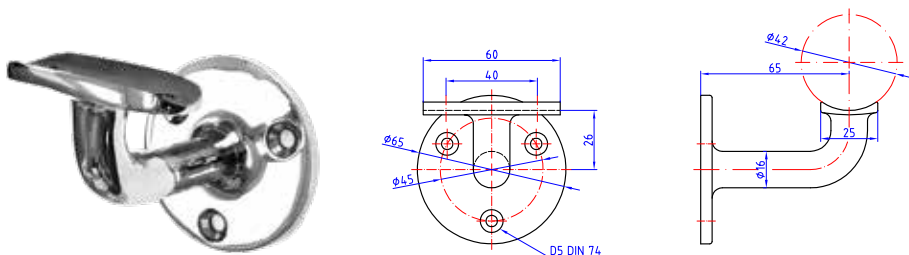

**Board holder casted**  
**Series 5321**

Art.code	Surface	Article description	Unit	Weight
532112.4	Bp	Board holder 35 mm length for 12 mm wood thickness, casted	Pc.	0,04
532112.6	Bpc	Board holder 35 mm length for 12 mm wood thickness, casted	Pc.	0,04
532112.9	Bmc	Board holder 35 mm length for 12 mm wood thickness, casted	Pc.	0,04
532116.4	Bp	Board holder 45 mm length for 16 mm wood thickness, casted	Pc.	0,07
532116.6	Bpc	Board holder 45 mm length for 16 mm wood thickness, casted	Pc.	0,07
532116.9	Bmc	Board holder 45 mm length for 16 mm wood thickness, casted	Pc.	0,07



## Ashtray for wall mounting Series 600150

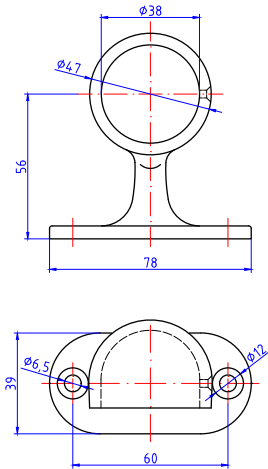
Art.code	Surface	Article description	Unit	Weight
600150.0	Al elox	Ashtray for wall mounting 95x72 mm	Pc.	0,46



### Handrail holder for 40 mm tube Series 5801

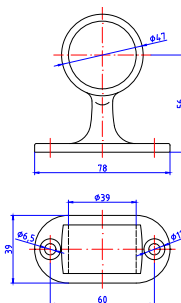
Art.code	Surface	Article description	Unit	Weight
580100.4	Bp	Handrail holder L=65 mm for 40 mm tube	Pc.	0,35
580100.6	Bpc	Handrail holder L=65 mm for 40 mm tube	Pc.	0,35
580100.9	Bmc	Handrail holder L=65 mm for 40 mm tube	Pc.	0,35
580110.4	Bp	Handrail holder L=65 mm, plain baseplate	Pc.	0,33
580110.6	Bpc	Handrail holder L=65 mm, plain baseplate	Pc.	0,33
580110.9	Bmc	Handrail holder L=65 mm, plain baseplate	Pc.	0,33





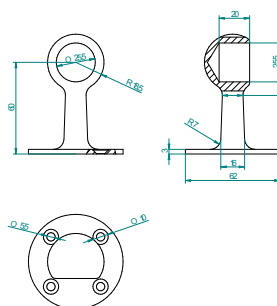
### Handrail end for 40 mm tube Series 5802

Art.code	Surface	Article description	Unit	Weight
580200.4	Bp	Handrail end for tube diameter 38 mm without lateral drilling	Pc.	0,26
580200.6	Bpc	Handrail end for tube diameter 38 mm without lateral drilling	Pc.	0,26
580200.9	Bmc	Handrail end for tube diameter 38 mm without lateral drilling	Pc.	0,26



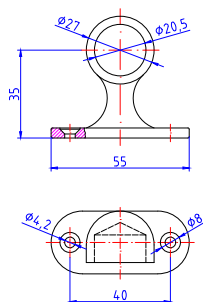
### Handrail middle holder for 40 mm tube Series 5803

Art.code	Surface	Article description	Unit	Weight
580300.4	Bp	Handrail middle holder for tube diameter 39 mm	Pc.	0,26
580300.6	Bpc	Handrail middle holder for tube diameter 39 mm	Pc.	0,26
580300.9	Bmc	Handrail middle holder for tube diameter 39 mm	Pc.	0,26



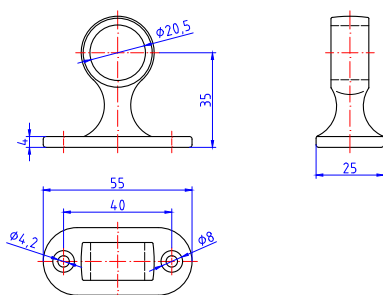
### End holder for 25 mm tube Series 581425

Art.code	Surface	Article description	Unit	Weight
581425.4	Bp	Handrail end holder for tube diameter 25 mm	Pc.	0,23
581425.6	Bpc	Handrail end holder for tube diameter 25 mm	Pc.	0,23



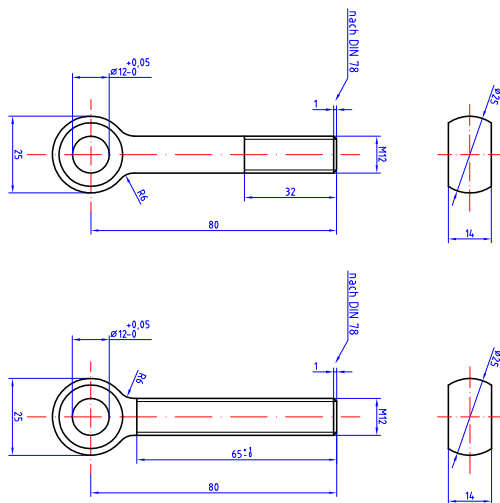
### End holder for 20 mm tube Series 583420

Art.code	Surface	Article description	Unit	Weight
583420.4	Bp	Handrail end holder DIN 81419, A 20 mm	Pc.	0,12
583420.6	Bpc	Handrail end holder DIN 81419, A 20 mm	Pc.	0,12
583420.9	Bmc	Handrail end holder DIN 81419, A 20 mm	Pc.	0,12



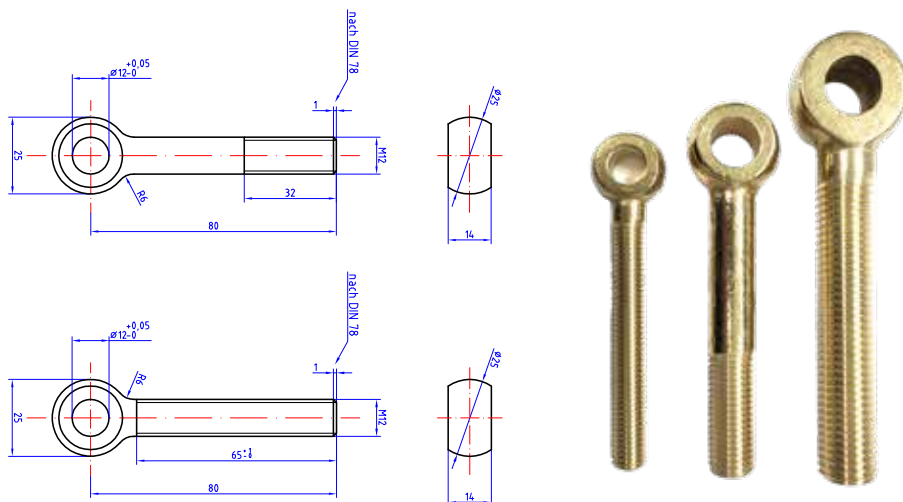
### Middle holder for 25 mm tube Series 583520

Art.code	Surface	Article description	Unit	Weight
583520.4	Bp	Middle holder for round tube 20 mm	Pc.	0,09
583520.6	Bpc	Middle holder for round tube 20 mm	Pc.	0,09



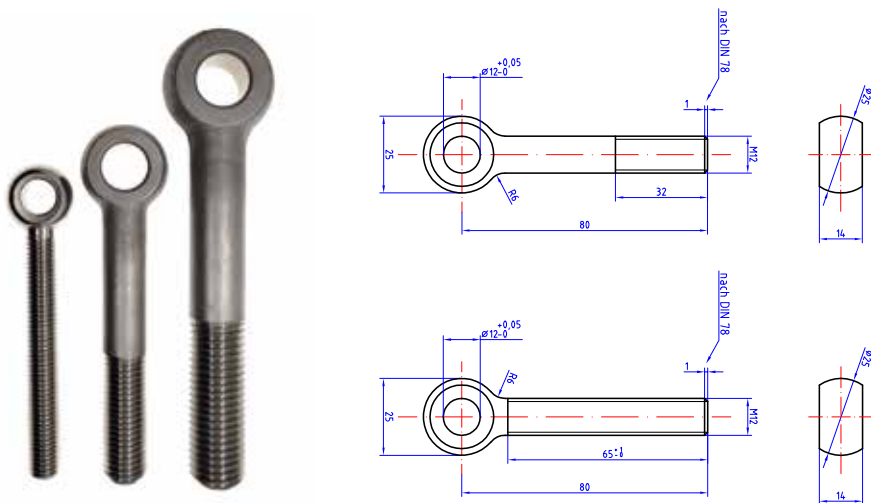
### Eye bolt, DIN 444 Brass Series A1/A2

Art.code	Surface	Article description	Unit	Weight
A1-06040	Brp	Eye bolt DIN 444 BM 6x40 mm	Pc.	0,01
A1-06050	Brp	Eye bolt DIN 444 BM 6x50 mm	Pc.	0,02
A1-08060	Brp	Eye bolt DIN 444 BM 8x60 mm	Pc.	0,03
A1-08070	Brp	Eye bolt DIN 444 BM 8x70 mm	Pc.	0,04
A1-08080	Brp	Eye bolt DIN 444 BM 8x80 mm	Pc.	0,04
A1-08090	Brp	Eye bolt DIN 444 BM 8x90 mm	Pc.	0,05
A1-08100	Brp	Eye bolt DIN 444 BM 8x100 mm	Pc.	0,05
A1-10060	Brp	Eye bolt DIN 444 BM 10x60 mm	Pc.	0,05
A1-10070	Brp	Eye bolt DIN 444 BM 10x70 mm	Pc.	0,06
A1-10080	Brp	Eye bolt DIN 444 BM 10x80 mm	Pc.	0,06
A1-10100	Brp	Eye bolt DIN 444 BM 10x100 mm	Pc.	0,08
A1-10120	Brp	Eye bolt DIN 444 BM 10x120 mm	Pc.	0,09
A1-12060	Brp	Eye bolt DIN 444 BM 12x60 mm	Pc.	0,08
A1-12080	Brp	Eye bolt DIN 444 BM 12x80 mm	Pc.	0,09
A1-12090	Brp	Eye bolt DIN 444 BM 12x90 mm	Pc.	0,11
A1-12100	Brp	Eye bolt DIN 444 BM 12x100 mm	Pc.	0,11
A1-12110	Brp	Eye bolt DIN 444 BM 12x110 mm	Pc.	0,13
A1-12120	Brp	Eye bolt DIN 444 BM 12x120 mm	Pc.	0,14
A1-16070	Brp	Eye bolt DIN 444 BM 16x70 mm	Pc.	0,16
A1-16080	Brp	Eye bolt DIN 444 BM 16x80 mm	Pc.	0,17



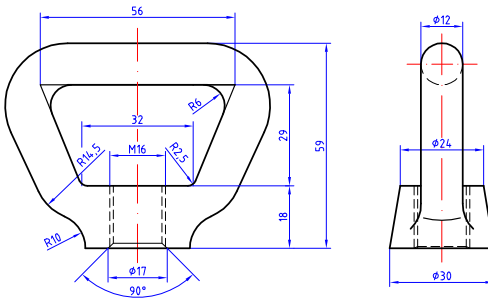
## Eye bolt, DIN 444 Brass Series A1/A2

Art.code	Surface	Article description	Unit	Weight
A1-16100	Brp	Eye bolt DIN 444 BM 16x100 mm	Pc.	0,21
A1-16110	Brp	Eye bolt DIN 444 BM 16x110 mm	Pc.	0,22
A1-16120	Brp	Eye bolt DIN 444 BM 16x120 mm	Pc.	0,24
A1-16130	Brp	Eye bolt DIN 444 BM 16x130 mm	Pc.	0,26
A1-16140	Brp	Eye bolt DIN 444 BM 16x140 mm	Pc.	0,28
A1-16160	Brp	Eye bolt DIN 444 BM 16x160 mm	Pc.	0,29
A1-20110	Brp	Eye bolt DIN 444 BM 20x110 mm	Pc.	0,38
A1-20120	Brp	Eye bolt DIN 444 BM 20x120 mm	Pc.	0,40
A1-20130	Brp	Eye bolt DIN 444 BM 20x130 mm	Pc.	0,43
A1-20140	Brp	Eye bolt DIN 444 BM 20x140 mm	Pc.	0,46
A1-20150	Brp	Eye bolt DIN 444 BM 20x150 mm	Pc.	0,49
A1-20160	Brp	Eye bolt DIN 444 BM 20x160 mm	Pc.	0,52
A1-20180	Brp	Eye bolt DIN 444 BM 20x180 mm	Pc.	0,56
A1-20200	Brp	Eye bolt DIN 444 BM 20x200 mm	Pc.	0,62
A1-22140	Brp	Eye bolt DIN 444 BM 22x140 mm	Pc.	0,53
A1-22160	Brp	Eye bolt DIN 444 BM 22x160 mm	Pc.	0,59
A1-24130	Brp	Eye bolt DIN 444 BM 24x130 mm	Pc.	0,58



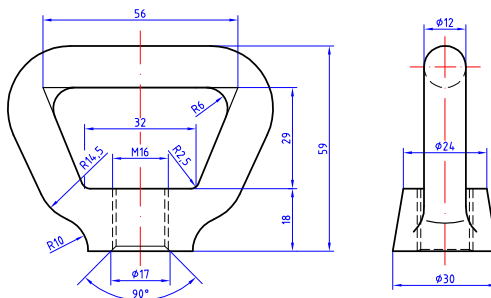
### Eye bolt, DIN 444 Stainless steel A4 Series N-A1/N-A2

Art.code	Surface	Article description	Unit	Weight
N-A1-08050	Stain raw	Eye bolt DIN 444 BM 8x50 mm	Pc.	0,03
N-A1-08080	Stain raw	Eye bolt DIN 444 BM 8x80 mm	Pc.	0,04
N-A1-10060	Stain raw	Eye bolt DIN 444 BM 10x60 mm	Pc.	0,05
N-A1-10080	Stain raw	Eye bolt DIN 444 BM 10x80 mm	Pc.	0,06
N-A1-10100	Stain raw	Eye bolt DIN 444 BM 10x100 mm	Pc.	0,07
N-A1-10120	Stain raw	Eye bolt DIN 444 BM 10x120 mm	Pc.	0,08
N-A1-12100	Stain raw	Eye bolt DIN 444 BM 12x100 mm	Pc.	0,11
N-A1-16070	Stain raw	Eye bolt DIN 444 BM 16x70 mm	Pc.	0,14
N-A1-16110	Stain raw	Eye bolt DIN 444 BM 16x110 mm	Pc.	0,95
N-A1-16150	Stain raw	Eye bolt DIN 444 BM 16x150 mm	Pc.	0,27
N-A1-20130	Stain raw	Eye bolt DIN 444 BM 20x130 mm	Pc.	0,40
N-A1-20140	Stain raw	Eye bolt DIN 444 BM 20x140 mm	Pc.	0,43
N-A1-20150	Stain raw	Eye bolt DIN 444 BM 20x150 mm	Pc.	0,46
N-A2-12080	Stain raw	Eye bolt DIN 444 LBM 12x80 mm	Pc.	0,09
N-A2-12100	Stain raw	Eye bolt DIN 444 LBM 12x100 mm	Pc.	0,10
N-A2-16100	Stain raw	Eye bolt DIN 444 LBM 16x100 mm	Pc.	0,19
N-A2-16110	Stain raw	Eye bolt DIN 444 LBM 16x110 mm	Pc.	0,20
N-A2-20130	Stain raw	Eye bolt DIN 444 LBM 20x130 mm	Pc.	0,37



### Lifting nut, DIN 80704 Brass Series KO

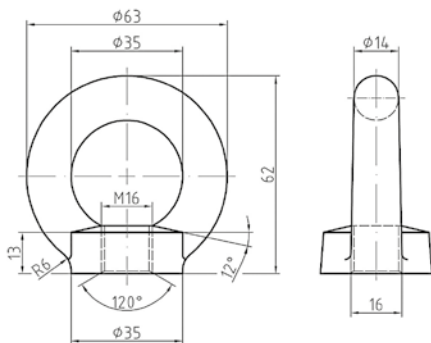
Art.code	Surface	Article description	Unit	Weight
KO-106.1	Brp	Lifting nut DIN 80704, M 6	Pc.	0,04
KO-108.1	Brp	Lifting nut DIN 80704, M 8	Pc.	0,07
KO-110.1	Brp	Lifting nut DIN 80704, M 10	Pc.	0,06
KO-112.1	Brp	Lifting nut DIN 80704, M 12	Pc.	0,12
KO-114.1	Brp	Lifting nut DIN 80704, M 14	Pc.	0,13
KO-116.1	Brp	Lifting nut DIN 80704, M 16	Pc.	0,24
KO-118.1	Brp	Lifting nut DIN 80704, M 18	Pc.	0,21
KO-120.1	Brp	Lifting nut DIN 80704, M 20	Pc.	0,30
KO-122.1	Brp	Lifting nut DIN 80704, M 22	Pc.	0,29
KO-124.1	Brp	Lifting nut DIN 80704, M 24	Pc.	0,49



### Lifting nut, DIN 80704 Stainless steel A4 Series N-KO

Art.code	Surface	Article description	Unit	Weight
N-KO-108.0	Stain raw	Lifting nut DIN 80704, M 8	Pc.	0,05
N-KO-110.0	Stain raw	Lifting nut DIN 80704, M 10	Pc.	0,05
N-KO-112.0	Stain raw	Lifting nut DIN 80704, M 12	Pc.	0,11
N-KO-114.0	Stain raw	Lifting nut DIN 80704, M 14	Pc.	0,11
N-KO-116.0	Stain raw	Lifting nut DIN 80704, M 16	Pc.	0,19
N-KO-120.0	Stain raw	Lifting nut DIN 80704, M 20	Pc.	0,24
N-KO-122.0	Stain raw	Lifting nut DIN 80704, M 22	Pc.	0,25
N-KO-124.0	Stain raw	Lifting nut DIN 80704, M 24	Pc.	0,40





## Ring nut, DIN 582 Brass Series R2

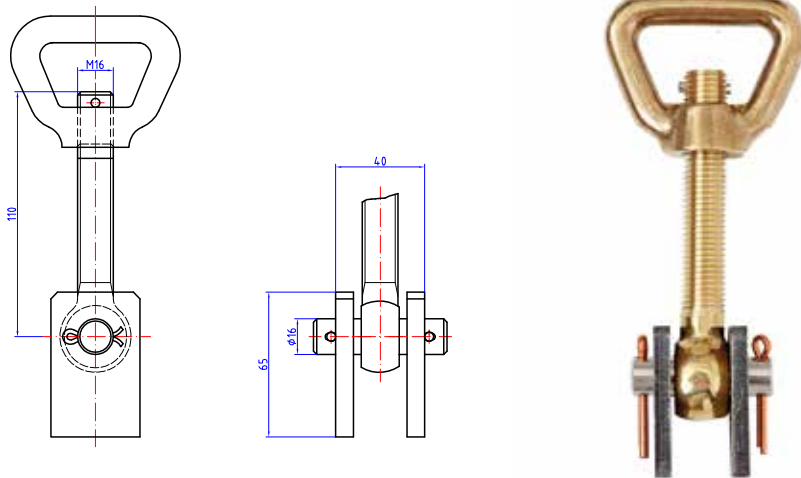
Art.code	Surface	Article description	Unit	Weight
R2-M12.1	Brp	Ring nut DIN 582, M 12	Pc.	0,14
R2-M12.3	Brpc	Ring nut DIN 582, M 12	Pc.	0,14
R2-M16.1	Brp	Ring nut DIN 582, M 16	Pc.	0,21
R2-M16.3	Brpc	Ring nut DIN 582, M 16	Pc.	0,21
R2-M20.1	Brp	Ring nut DIN 582, M 20	Pc.	0,40
R2-M20.3	Brpc	Ring nut DIN 582, M 20	Pc.	0,40



### Ring nut, DIN 582 stainless steel Series N-R2

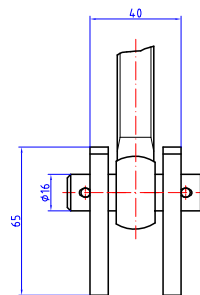
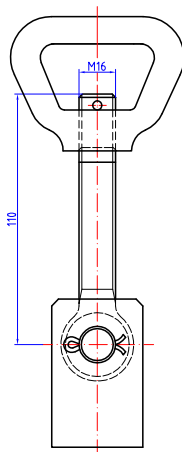
---

Art.code	Surface	Article description	Unit	Weight
N-R2-M10.1	Stain raw	Ring nut DIN 582, M 10, A2	Pc.	0,05
N-R2-M12.1	Stain raw	Ring nut DIN 582, M 12, A2	Pc.	0,10
N-R2-M16.1	Stain raw	Ring nut DIN 582, M 16, A2	Pc.	0,14
N-R2-M20.1	Stain raw	Ring nut DIN 582, M 20, A2	Pc.	0,20



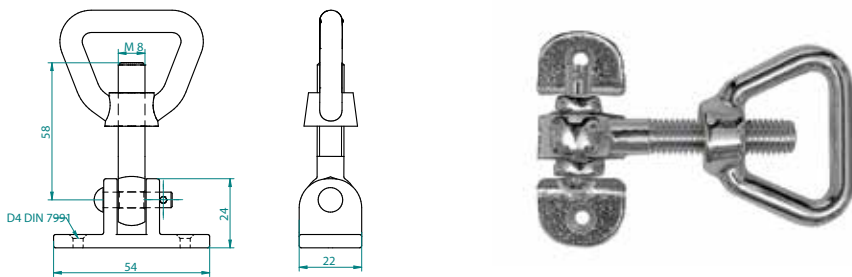
### Lifting nut/eye bolt set DIN 83407 Form A Brass Series KOV

Art.code	Surface	Article description	Unit	Weight
KOV-12080	Brp	Lifting nut/eye bolt set DIN 83407 A, M12, 12x80 mm	Set	0,33
KOV-16070	Brp	Lifting nut/eye bolt set DIN 83407 A, M16, 16x70 mm	Set	0,60
KOV-16110	Brp	Lifting nut/eye bolt set DIN 83407 A, M16, 16x110 mm	Set	0,66
KOV-20130	Brp	Lifting nut/eye bolt set DIN 83407 A, M20, 20x130 mm	Set	1,10



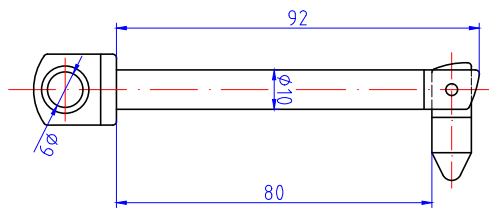
### Lifting nut/eye bolt set DIN 83407 Form A stainless steel Series N-KOV

Art.code	Surface	Article description	Unit	Weight
N-KOV-12080	Stainless steel	Lifting nut/eye bolt set DIN 83407 A, M12, 12x80 mm	Set	0,33
N-KOV-16070	Stainless steel	Lifting nut/eye bolt set DIN 83407 A, M16, 16x70 mm	Set	0,55
N-KOV-16110	Stainless steel	Lifting nut/eye bolt set DIN 83407 A, M16, 16x110 mm	Set	0,59
N-KOV-20130	Stainless steel	Lifting nut/eye bolt set DIN 83407 A, M20, 20x130 mm	Set	1,01



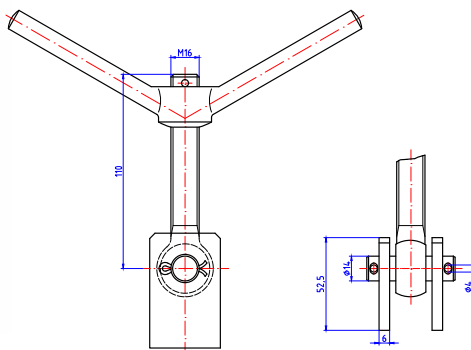
**Clap bolt brass  
Series 3101**

Art.code	Surface	Article description	Unit	Weight
310105.1	Brp	Clap bolt, M 8	Pc.	0,17
310106.1	Brp	Clap bolt, M 10	Pc.	0,21
310107.1	Brp	Clap bolt, M 12	Pc.	0,28



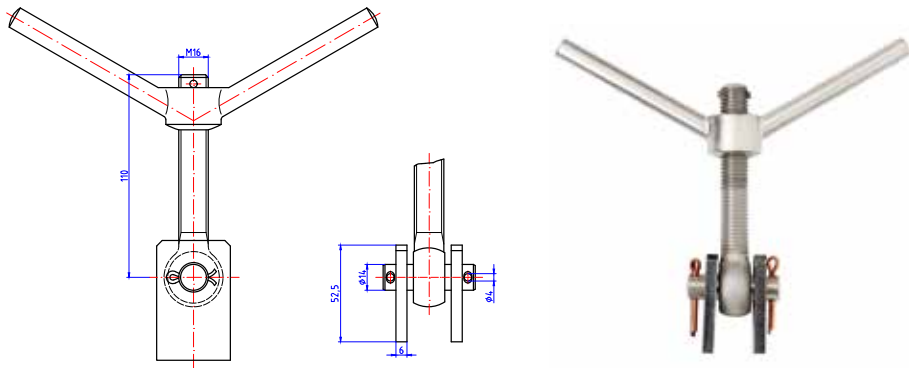
**Tilt bolt fastener set brass  
Series 13.1...**

Art.code	Surface	Article description	Unit	Weight
13.10080	Brp	Clap bolt 10x80 mm	Pc.	0,09
13.12090	Brp	Clap bolt 12x90 mm	Pc.	0,14



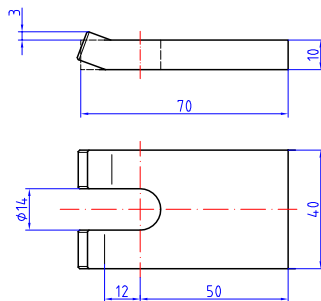
### Wing nut set, DIN 83407 Form B brass Series KNV

Art.code	Surface	Article description	Unit	Weight
KNV-12080	Brp	Wing nut set DIN 83407 B, M12, 12x80 mm	Set	0,39
KNV-16070	Brp	Wing nut set DIN 83407 B, M16, 16x70 mm	Set	0,46
KNV-16110	Brp	Wing nut set DIN 83407 B, M16, 16x110 mm	Set	0,70
KNV-20130	Brp	Wing nut set DIN 83407 B, M20, 20x130 mm	Set	1,40



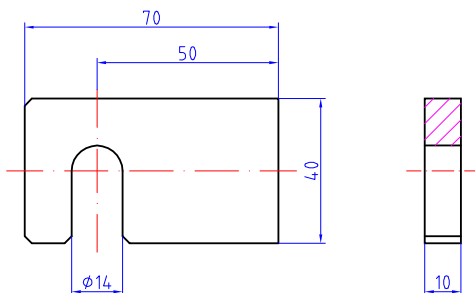
### Wing nut set, DIN 83407 Form B stainless steel Series N-KNV

Art.code	Surface	Article description	Unit	Weight
N-KNV-12080	Stainless steel	Wing nut set DIN 83407 B, M12, 12x80 mm	Set	0,39
N-KNV-16070	Stainless steel	Wing nut set DIN 83407 B, M16, 16x70 mm	Set	0,50
N-KNV-16110	Stainless steel	Wing nut set DIN 83407 B, M16, 16x110 mm	Set	0,66
N-KNV-20130	Stainless steel	Wing nut set DIN 83407 B, M20, 20x130 mm	Set	1,31



### Pressure fork DIN 83407 Form C Series DGL

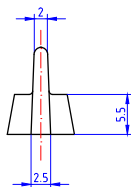
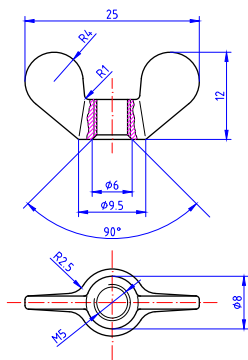
Art.code	Surface	Article description	Unit	Weight
DGL-M12.0	Steel	Pressure fork for M 12, Form C, lengthwise, 70x40x10 mm	Pc.	0,19
DGL-M16.0	Steel	Pressure fork for M 16, Form C, lengthwise, 80x50x12 mm	Pc.	0,34
DGL-M20.0	Steel	Pressure fork for M 20, Form C, lengthwise, 110x60x15 mm	Pc.	0,64



### Pressure fork DIN 83407 Form D Series DGQ

Art.code	Surface	Article description	Unit	Weight
DGQ-M12.0	Steel	Pressure fork for M 12, Form D, crosswise, 70x40x10 mm	Pc.	0,19
DGQ-M16.0	Steel	Pressure fork for M 16, Form D, crosswise, 85x50x12 mm	Pc.	0,34
DGQ-M20.0	Steel	Pressure fork for M 20, Form D, crosswise, 110x60x15 mm	Pc.	0,67





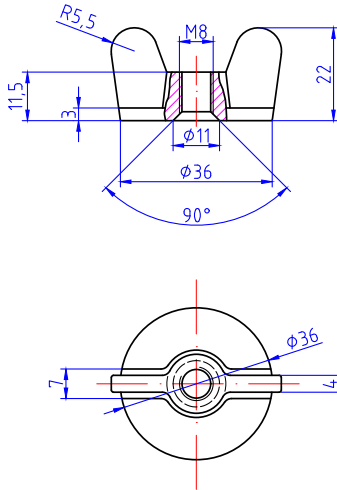
## Wing nut DIN 315 brass Series F1

Art.code	Surface	Article description	Unit	Weight
F1-M05.1	Brp	Wing nut DIN 315, M 5	Pc.	0,01
F1-M06.1	Brp	Wing nut DIN 315, M 6	Pc.	0,01
F1-M08.1	Brp	Wing nut DIN 315, M 8	Pc.	0,02
F1-M10.1	Brp	Wing nut DIN 315, M 10	Pc.	0,03
F1-M12.1	Brp	Wing nut DIN 315, M 12	Pc.	0,05
F1-M16.1	Brp	Wing nut DIN 315, M 16	Pc.	0,07
F1-M20.1	Brp	Wing nut DIN 315, M 20	Pc.	0,17
F1-M22.1	Brp	Wing nut DIN 315, M 22	Pc.	0,21

**Wing nut, DIN 315 Stainless steel  
Series N-F1**

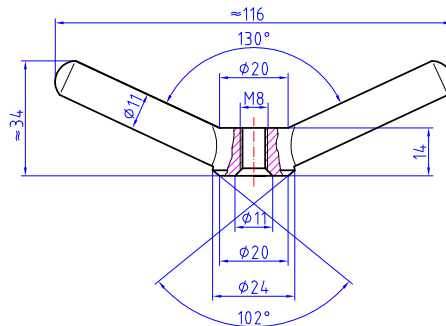
---

Art.code	Surface	Article description	Unit	Weight
N-F1-M10.1	Stain raw	Wing nut similar DIN 315, M 10, A2	Pc.	0,05
N-F1-M12.1	Stain raw	Wing nut similar DIN 315, M 12, A2	Pc.	0,06
N-F1-M16.1	Stain raw	Wing nut similar DIN 315, M 16, A2	Pc.	0,11
N-F1-M20.1	Stain raw	Wing nut similar DIN 315, M 20, A2	Pc.	0,13



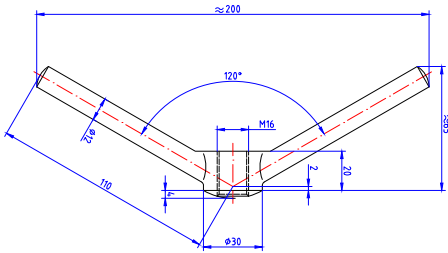
### Disc wing nuts Series TM08/10

Art.code	Surface	Article description	Unit	Weight
TM-0836.1	Brp	Disc wing nut M 8 with disc 36 mm	Pc.	0,05
TM-0836.2	Brpn	Disc wing nut M 8 with disc 36 mm	Pc.	0,05
TM-1036.1	Brp	Disc wing nut M 10 with disc 36 mm	Pc.	0,05
TM-1036.2	Brpn	Disc wing nut M 10 with disc 36 mm	Pc.	0,05
TM-1240.1	Brp	Disc wing nut M 12 with disc 40 mm	Pc.	0,08
TM-1240.2	Brpn	Disc wing nut M 12 with disc 40 mm	Pc.	0,08



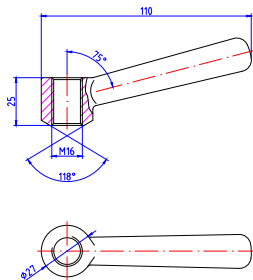
### Butterfly nut light brass Series KN-1

Art.code	Surface	Article description	Unit	Weight
KN-108.1	Brp	Butterfly nut, M 8	Pc.	0,12
KN-110.1	Brp	Butterfly nut, M 10	Pc.	0,12
KN-112.1	Brp	Butterfly nut, M 12	Pc.	0,17
KN-116.1	Brp	Butterfly nut, M 16	Pc.	0,23
KN-118.1	Brp	Butterfly nut, M 18	Pc.	0,21
KN-120.1	Brp	Butterfly nut, M 20	Pc.	0,30
KN-122.1	Brp	Butterfly nut, M 22	Pc.	0,44
KN-124.1	Brp	Butterfly nut, M 24	Pc.	0,40



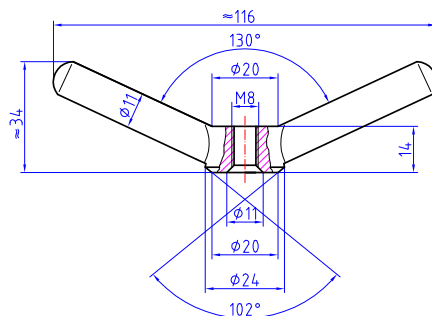
### Butterfly nut DIN 80701 brass Series KN-2

Art.code	Surface	Article description	Unit	Weight
KN-216.1	Brp	Butterfly nut DIN 80701, M 16	Pc.	0,28
KN-220.1	Brp	Butterfly nut DIN 80701, M 20	Pc.	0,59
KN-224.1	Brp	Butterfly nut DIN 80701, M 24	Pc.	1,03



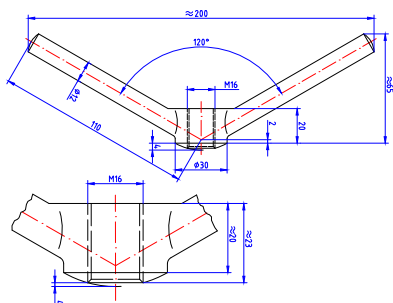
### Butterfly nut one hand brass Series KN-3

Art.code	Surface	Article description	Unit	Weight
KN-312.1	Brp	Butterfly nut one-hand, M12	Pc.	0,15
KN-316.1	Brp	Butterfly nut one-hand, M16	Pc.	0,22
KN-320.1	Brp	Butterfly nut one-hand, M20	Pc.	0,27



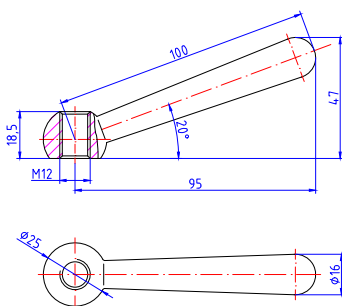
### Double wing nut light stainless steel Series N-KN-1

Art.code	Surface	Article description	Unit	Weight
N-KN-108.0	Stain raw	Double wing nut, M 8	Pc.	0,12
N-KN-110.0	Stain raw	Double wing nut, M 10	Pc.	0,11
N-KN-112.0	Stain raw	Double wing nut, M 12	Pc.	0,18
N-KN-116.0	Stain raw	Double wing nut, M 16	Pc.	0,23
N-KN-118.0	Stain raw	Double wing nut, M 18	Pc.	0,21
N-KN-120.0	Stain raw	Double wing nut, M 20	Pc.	0,27
N-KN-122.0	Stain raw	Double wing nut, M 22	Pc.	0,24
N-KN-124.0	Stain raw	Double wing nut, M 24	Pc.	0,13



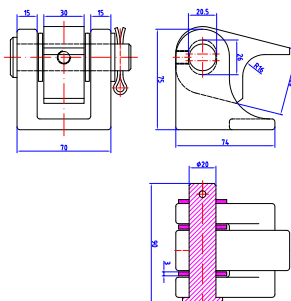
## Double wing nut DIN 80701 Stainless steel A4 Series N-KN-2

Art.code	Surface	Article description	Unit	Weight
N-KN-216.0	Stain raw	Double wing nut DIN 80701, M 16	Pc.	0,26
N-KN-220.0	Stain raw	Double wing nut DIN 80701, M 20	Pc.	0,54
N-KN-224.0	Stain raw	Double wing nut DIN 80701, M 24	Pc.	1,00



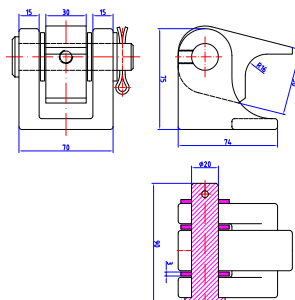
## Conical grip DIN 99, Brass Series KG

Art.code	Surface	Article description	Unit	Weight
KG-110.1	Brp	Conical grip M10, DIN 99, Form N, inclined	Pc.	0,10
KG-112.1	Brp	Conical grip M12, DIN 99, Form N, inclined	Pc.	0,15
KG-116.1	Brp	Conical grip M16, DIN 99, Form N, inclined	Pc.	0,18



### Hinge DIN 83105 Form C long hole Series 2383105-C

Art.code	Surface	Article description	Unit	Weight
2383105-C	Steel	Hinges for heavy hinged ship doors. DIN 83105 C with long hole	Pc.	1,55



### Hinge DIN 83105 Form D round hole Series 2383105-D

Art.code	Surface	Article description	Unit	Weight
2383105-D	Steel	Hinges for heavy hinged ship doors. DIN 83105 D with round hole	Pc.	1,55

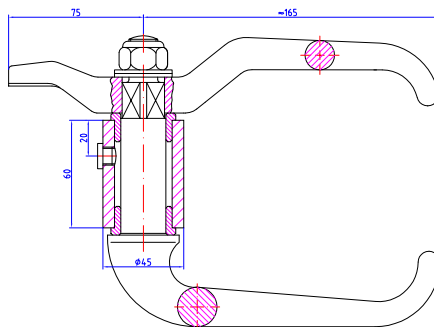




Art.code	Surface	Article description	Unit	Weight
89.0001.0	Alu	Door dog assembly set	Set	0,44

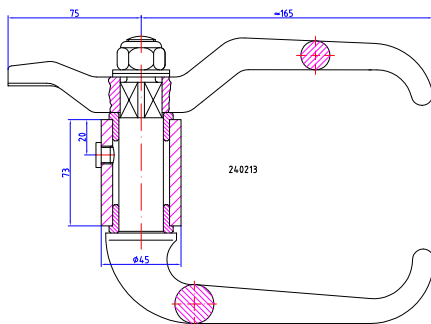


Art.code	Surface	Article description	Unit	Weight
DT-AL6107.0	Stain brushed	Door dog assembly set for door thickness 55-60 mm	Set	1,16



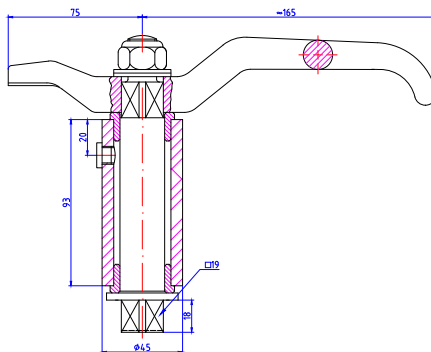
### Door Dog Assembly DIN 83104 Form A Steel Series 2400

Art.code	Surface	Article description	Unit	Weight
240002	St 37-2	Door Dog Assembly DIN 83104, A 60, with limit stopper	Set	2,01
240006	St 37-2	Door Dog Assembly DIN 83104, A 60, without limit stopper	Set	1,97
240012	St 37-2	Door Dog Assembly DIN 83104, A 73, with limit stopper	Set	2,01
240016	St 37-2	Door Dog Assembly DIN 83104, A 73, without limit stopper	Set	2,08
240022	St 37-2	Door Dog Assembly DIN 83104, A 93, with limit stopper	Set	2,26
240026	St 37-2	Door Dog Assembly DIN 83104, A 93, without limit stopper	Set	2,26
240036	St 37-2	Door Dog Assembly DIN 83104, A 80, without limit stopper	Set	2,12
249500	St 37-2	Limit stopper 12x50 mm	Pc.	0,05



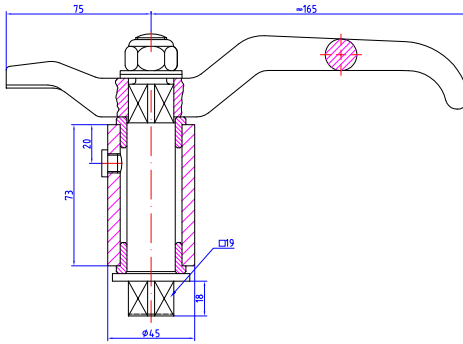
### Door Dog Assembly DIN 83104 Form A Stainless steel A4 Series 2402

Art.code	Surface	Article description	Unit	Weight
240211	Stain raw	Door dogs stainless steel DIN 83104, A 73, A4, with limit stopper	Set	1,75
240211.4	Stain polished	Door dogs stainless steel DIN 83104, A 73, A4, with limit stopper	Set	1,75
240213	Stain raw	Door dogs stainless steel DIN 83104, A 73, A4, without limit stopper	Set	1,75
240213.4	Stain polished	Door dogs stainless steel DIN 83104, A 73, A4, without limit stopper	Set	1,75
240220	Stain raw	Door dogs stainless steel DIN 83104, A 73, A4, without limit stopper	Set	2,05
240220.4	Stain polished	Door dogs stainless steel DIN 83104, A 73, A4, without limit stopper	Set	2,05
240222	Stain raw	Door dogs steel DIN 83104, A 73, A4, without limit stopper	Set	2,05
240222.4	Stain polished	Door dogs steel DIN 83104, A 73, A4, without limit stopper	Set	2,05
249400	Alu	Limit stopper 12x50 mm	Pc.	0,05
249500.0	Stain raw	Limit stopper 12x50 mm	Pc.	0,05



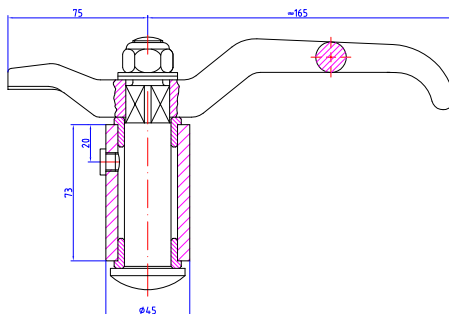
### Door Dog Assembly DIN 83104 Form B Steel Series 2403

Art.code	Surface	Article description	Unit	Weight
240312	St 37-2	Door Dog Assembly DIN 83104, B 73, with limit stopper	Set	1,58
240316	St 37-2	Door Dog Assembly DIN 83104, B 73, without limit stopper	Set	1,58
240322	St 37-2	Door Dog Assembly DIN 83104, B 93, with limit stopper	Set	1,81
240326	St 37-2	Door Dog Assembly DIN 83104, B 93, without limit stopper	Set	1,81
249400	Alu	Limit stopper 12x50 mm	Pc.	0,05
249500	St 37-2	Limit stopper 12x50 mm	Pc.	0,05



### Door Dog Assembly DIN 83104 Form B Stainless steel Series 2404

Art.code	Surface	Article description	Unit	Weight
240413	Stain raw	Door Dog Assembly DIN 83104, B 73, Stainless steel (Axis and square hole part) Alu tube, no stopper	Set	1,26
240413.4	Stain polished	Door Dog Assembly DIN 83104, B 73, Stainless steel (Axis and square hole part) Alu tube, no stopper	Set	1,26
240417	Stain raw	Door Dog Assembly DIN 83104, B 73, Stainless steel (Axis and square hole part) Alu tube, no stopper	Set	1,56
249500.0	Stain raw	Limit stopper 12x50 mm	Pc.	0,05



### Door Dog Assembly DIN 83104 Form C Steel Series 2405

Art.code	Surface	Article description	Unit	Weight
240512	St 37-2	Door Dog Assembly DIN 83104, C 73, with limit stopper Rd 12x50 mm	Set	1,59
240516	St 37-2	Door Dog Assembly DIN 83104, C 73, without limit stopper	Set	1,59
249500	St 37-2	Limit stopper 12x50 mm	Pc.	0,05



### Spare parts DIN 83104 for Door Dog Assembly steel Series 24

Art.code	Surface	Article description	Unit	Weight
24-WAL	Al	Wedge 80x20 mm for dog fastener set DIN 83104	Set	0,20
24-WSS	Stain raw	Wedge 80x20 mm for dog fastener set DIN 83104	Set	0,20
24-WST	St	Wedge 80x20 mm for dog fastener set DIN 83104	Set	0,30
240090.00	St 37-2	Square hole part DIN 83104, steel raw	Pc.	0,57
240090.1	St 37-2	Door handle spindle hole part	Pc.	0,57
240091.1	St 37-2	Door handle part A 60	Pc.	0,93
240092.00	St 37-2	Handle DIN 83104, A73, raw	Pc.	0,90
240092.1	St 37-2	Door handle part A 73	Pc.	0,96
240093.1	St 37-2	Door handle part A 93	Pc.	1,02
240381	St 37-2	Steel axis Form B 73 with spindle head	Pc.	0,47
240382	St 37-2	Steel axis Form B 93 with spindle head	Pc.	0,57
240581	St 37-2	Steel axis Form C 73 with half round head	Pc.	0,45
240582	St 37-2	Steel axis Form C 93 with half round head	Pc.	0,55
249500	St 37-2	Limit stopper 12x50 mm	Pc.	0,05
249500.0	Stain raw	Limit stopper 12x50 mm	Pc.	0,05
249600	St 37-2	Steel safety nut M 16, DIN 985	Pc.	0,00
249700	Stvz	Washer DIN 125, ID= 17.0 mm, OD= 30.0 mm, thickness 3 mm, Steel zinc plated	Pc.	0,01
249802	Ms	Brass bushes for door dogs	Pc.	0,05
249805	Steel	Grease nipple M 10x1 mm	Pc.	0,02
249986	St 35 BK	Steel tube A 60, with loose brass bushes	Pc.	0,46
249987	St 35 BK	Steel tube A 73, with loose brass bushes	Pc.	0,53
249989	St 35 BK	Steel tube A 93, with loose brass bushes	Pc.	0,67



### Spare parts DIN 83104 for Door Dog Assembly stainless steel Series 24

Art.code	Surface	Article description	Unit	Weight
24-WAL	Al	Wedge 80x20 mm for dog fastener set DIN 83104	Set	0,20
24-WSS	Stain raw	Wedge 80x20 mm for dog fastener set DIN 83104	Set	0,20
24-WST	St	Wedge 80x20 mm for dog fastener set DIN 83104	Set	0,30
245090.0	Stain raw	Door square hole part. A4	Pc.	0,57
245090.4	Stain polished	Door square hole part. A4	Pc.	0,55
245092.0	Stain raw	Door handle part A 73. A4	Pc.	0,96
245092.4	Stain polished	Door handle part A 73. A4	Pc.	0,96
245097.0	Stain raw	Door handle part A93. A4	Pc.	0,97
245097.4	Stain polished	Door handle part A93. A4	Pc.	0,97
245381	Stain raw	Stainless steel axis Form B 73 with square head	Pc.	0,48
245382	Stain raw	Stainless steel axis Form B 93 with square head	Pc.	0,56
249600.0	Stain raw	Stainless steel safety nut M 16. DIN 985	Pc.	0,03
249800	Stain raw	Stainless steel washer A4. DIN 125	Pc.	0,01
249803	PE	PE bushes for door dogs	Pc.	0,01
249807	Stain raw	Grease nipple M 10x1 mm	Pc.	0,02
249973	LM	Aluminium tube A 73. with assembled PE-bushes	Pc.	0,17
249974	LM	Aluminium tube A 93. with assembled PE-bushes	Pc.	0,01
N-249973	Stain raw	Stainless steel tube A 73. with 2 PE bushes	Pc.	0,46
N-249980	Stain raw	Stainless steel tube A 80. with 2 PE bushes	Pc.	0,51
N-249993	Stain raw	Stainless steel tube A 93. with 2 PE bushes	Pc.	0,52



## TERMS OF SALES, DELIVERY AND PAYMENT OF S&B BESCHLÄGE GMBH

### 1. General terms

For all merchandise sale are valid only our terms of sales, delivery and payment except in case of written and agreed deviations to this. Incon-  
trary terms and conditions of the buyer are excluded also if we haven't  
contradicted explicit to it.

### 2. Offers

Offer are always reserved to alteration. All measurements in our catalog-  
ue and brochures are not binding. We reserve the right of model tol-  
erances due to technical or production reasons. An order is accepted  
only if the seller confirmed in written form or goods are delivered. All  
contracts arranged from the sellers representatives and additional ag-  
reements need a written confirmation to be effective.

### 3. Terms of delivery

Deliveries are executed ex works at buyer's own risk excluding packag-  
ing. Delivery dates are not binding except they are confirmed explicit  
from us in written form. In this case of default of delivery at sellers fault  
a suitable extended delivery time need to be agreed with a minimum  
of three weeks. If this period has expired unsuccessfully it's the buyer's  
right to withdraw from the contract in written form.

In case of force majeure, production interruptions or difficulties in sourc-  
ing raw material the seller has the right to withdraw from the contract.  
Partial deliveries are admissible. In case of delivery refusal of acceptance  
we refer to the §373 german HGB.

### 4. Terms of dispatch

The dispatch is carried out ex stock Illingheimer Str. 10 or suppliers desti-  
nation on the buyers risk. Packaging is charged to manufacturing costs.  
Wooden boxes and recycable packaging will be credited at 2/3 of the  
invoiced price.

Organization and selection of forwarding agents and means of transport  
is executed by the seller as far as nothing incon-  
trary is agreed with the buyer. The transport risk turn to the buyers site if the consignment is han-  
ded over to the forwarding agent.

Transport damages and other risks during transportation are only ins-  
ured on customer request. The dispatch is executed according to the  
AdSp (Terms of german transport organization) to the buyers indicated  
address. The buyer is obliged to check the incoming goods according the  
§§ 377 and 378 HGB within the time stipulated.

### 5. Terms of payment

The terms of payment are if nothing incon-  
trary is agreed: Within 8 days  
from invoice date or with 2% discount after 30 days net. If the due pay-  
ment date is exceeded it's the sellers right to charge an interest rate of  
5% above the actual base interest rate of the european central bank.

If the buyers credit rating becomes doubtful it's the sellers right to de-  
mand immediate payment of the whole debited charged amount.

### 6. Warranty

The buyer is obliged to check incoming goods according to point 4).  
Any defects or faults need to be indicated to the seller immediately in  
written form. Hidden defects and faults immediate after discovery. If the  
seller doesn't get this indication from the buyer within the due period  
further claims are excluded. The warranty period is one year based on  
the invoice date.

In case of any claims it's the sellers right to rework or replace the pro-  
ducts up to two times based on agreed leadtimes with the buyer. After  
an unsuccessful second rework or replace the buyer could withdraw from  
the contract.

A recourse to the supply chain is only possible if the claim existed already  
at the day of delivery. All further claims e.g.  
consequential damages or compensation charges are excluded.

### 7. Reservation of ownership

The seller remains ownership to the goods until complete payment re-  
ceipt of the contract and has the right to take it back at any time and is to  
be considered as a withdrawal of the whole contract. Seizure and other  
interferences of third parties need to be indicated to the seller immedi-  
ately in written form.

If the products are mixed up with products not belonging to the seller  
the finished product becomes ownership to the seller site in relation to  
the selling product value.

### 8. Venue

Place of fulfillment for deliveries and dues is our registered office Illing-  
heimer Str. 10, 59846 Sundern, Germany.

### 9. Final regulation

All agreements beside these terms or any changes of contracts need to  
be valid the written form. If one of these clauses is invalid or partially  
invalid it has no influence on the effectiveness of all other conditions.

For deliveries and contracts with foreign countries we refer to the agree-  
ment of the United nations for the regulation of  
international contracts of sale.

### 10. Validation

Alle NebenUnitereinbarungen und Unitragsänderungen benötigen zu  
Ihrer Wirksamkeit der Schriftform. Sollte eine Bestimmung in dem Uni-  
trtrag ganz oder teilweise rechtsunwirksam sein, so ist die Wirksamkeit  
der übrigen Bestimmungen hiervon nicht berührt.

Bei Auslandslieferungen gilt das Übereinkommen der Unitreinten Natio-  
nen über Unitrträge über den internationalen Warenkauf (UN Kaufrecht)

### 11. Inkrafttreten

The terms and conditons of S&B Beschläge GmbH are valid from 21st  
October 2002.

**A**

## ARTICULATED HOOKS

BRASS · 50-500 MM SERIES 2551	253 · 254
STAINLESS STEEL · 50-300 MM SERIES N-2551	255

## ASHTRAY FOR WALL MOUNTING

SERIES 600150	311
---------------	-----

**B**

## BABY HAT &amp; COAT HOOKS

SERIES 5909	298
-------------	-----

## BALL CATCHER

SERIES 2540	240
-------------	-----

## BOARD HOLDER CASTED

SERIES 5321	310
-------------	-----

## BOW GRIP

106 MM · SERIES N-5171	189
------------------------	-----

## BUTTERFLY NUT

DIN 80701 · BRASS SERIES KN-2	333
LIGHT · BRASS SERIES KN-1	332
ONE HAND · BRASS SERIES KN-3	333

**C**

## CABINET DOOR STOPPER

25 MM · TINY VERSION SERIES 2534	237
SERIES 2536	239

## CABINET GRIP

110/140 MM · SERIES 5121	188
110 MM · SERIES 5131	189
20 MM · SERIES 5111	187
90 MM · SERIES N-5175	190

## CABINET GRIP

## WITH OVAL FIXING PLATE

85X32 MM · SERIES 5130	190
------------------------	-----

## CABINET RIM LOCK

FLAT WITH GRIP · SERIES 1525	182
LOCKABLE · SERIES 1526	182
WITH CYLINDER · SERIES 1512	185
WITH FLAT GRIP · LOCKABLE SERIES 152700	183

## CABINET SHEAR

160 MM · SERIES 520160	271
358-516 MM · SERIES 12.2015.0	275
CURVED 110 MM SERIES 520111/12	272
LIGHT · SERIES 520150-300	274
NO. 2014 · SERIES 12.2014.0	275

## STAINLESS STEEL · 165 MM

SERIES N-520165	273
-----------------	-----

## CABINET SHELL GRIP

80 MM · SERIES 5140	191
---------------------	-----

## CABIN HOOKS

2-12 INCH · SERIES 2556	258
-------------------------	-----

## CEILING AND CUP HOOK

30 MM · SERIES 5920	304
---------------------	-----

## CEILING HOOK

HEAVY · SERIES H-0785	309
TURNABLE · SERIES 5930	305

## CHAIR FASTENERS

SERIES 4146	281
-------------	-----

## CLAP BOLT

BRASS · SERIES 3101	325
---------------------	-----

## COAT HOOK

2 ARMS · SERIES 5906	296
DIN 81407 · SERIES 590250	300
DOUBLE 40 MM · SERIES H-2124	299
HEAVY · SERIES 18.5533	302
TWIN 30 MM · SERIES 5903	300

## CONICAL GRIP

DIN 99, BRASS · SERIES KG	335
---------------------------	-----

## CORD SPOOLER

40-130 MM · SERIES 4340-41	282
----------------------------	-----

## COUNTERPLATE

FOR 2703 · SERIES 2753	288
------------------------	-----

## COUNTERPLATE

## FOR TURNBUCKLE 5610

CASTED · SERIES 5656	264
STAMPED · SERIES 5655	263

## COUNTERPLATES RD

100-200 MM · SERIES 2771-75	291
-----------------------------	-----

## COVERPLATE PC

12 MM · SERIES N-183599	159
17 MM · SERIES N-183598	159

## COVERPLATE PC

SERIES 183598	95
---------------	----

## CUP HOOK

DIN 81408 · SERIES 5910	303
-------------------------	-----

**D**

## DECK PLATES IN 3 SIZES

SERIES N-4105	287
---------------	-----

## DISC WING NUTS

SERIES TM08/10	331
----------------	-----

## DOOR CLOSER

## INSIDE / OUTSIDE DOORS

SERIES OTS	251
------------	-----

## DOOR DOG ASSEMBLY

## DIN 83104 FORM A

STAINLESS STEEL A4 · SERIES 2402	339
STEEL · SERIES 2400	338

## DOOR DOG ASSEMBLY

## DIN 83104 FORM B

STAINLESS STEEL · SERIES 2404	341
STEEL · SERIES 2403	340

## DOOR DOG ASSEMBLY

## DIN 83104 FORM C

STEEL · SERIES 2405	342
---------------------	-----

## DOOR DOG ASSEMBLY SET

ALU · SERIES 89.0001	337
STAINLESS STEEL A2 SERIES DT-AL	337

## DOOR HANDLE SET

## 70 MM · FOR TINY RIM LOCKS

SERIES 1751	78
-------------	----

## 86 MM · FOR TINY MORTISE LOCKS

SERIES 1740	77
-------------	----

## DOOR HANDLE SET

B · SERIES 2081	39
DIN 81317 E · SERIES N-1711	137

## DOOR HANDLE SET

## FOR ANTI PANIC LOCK N-1102

SERIES N-171194	138
-----------------	-----

## DOOR HANDLE SET

## FOR LOCKNUT

14 MM · SERIES N-171096.0-P	132
15,3 MM · SERIES N-171296.0-P	133
16 MM · SERIES N-171096	132

## DOOR HANDLE SET

## FOR MORTISE LOCKS

BACKSET 55 MM · SERIES N-171099	134
SERIES N-1713	135

## DOOR HANDLE SET

## FOR MORTISE LOCKS TUBULAR

L-FORM N-1718	135
U-FORM N-1715	134

## DOOR HANDLE SET PC

SERIES 2082	40
-------------	----

## DOOR HANDLE SETS

## FOR CATCH LOCK 104/105

SERIES 2083	40
-------------	----

## DOOR HANDLE SETS

## FOR RIM LOCK 1164/65

SERIES 2065	26
-------------	----

## DOOR HANDLE SETS

## FOR RIM LOCK 1183

SERIES 2063	26
-------------	----

## DOOR HANDLE SETS FOR SERIES 106

BB · SERIES 2071	24
CATCH · SERIES 2073	25
PC/PC · SERIES 2074	25
WC · SERIES 2070	24

DOOR HANDLE SET WC · SERIES 2080	39
DOOR HANDLES FOR MORTISE LOCKS	
SERIES 1710	74
SERIES 1720	75
DOOR HANDLES FOR RIM LOCKS	
SERIES 1711	76
SERIES 1721	77
DOOR HANDLES WITH ROUND ROSETS FOR 104/105	
SERIES 2050	41
DOOR HOOK 50-200 MM · SERIES 2553	256 · 257
DOOR KNOB/KNOB SET FOR CATCH LOCK 106	
SERIES 2075	27
DOOR KNOB	
MASSIVE RD 45 MM SERIES N-183540	148
RD 45 MM · SERIES 183540	85
DOOR SHEAR STAINLESS STEEL SERIES 12.2065/70	276
DOOR STAY 220X30 MM · SERIES 2560	259
DOOR STOPPER	
60 MM · SERIES 2514	248
80 MM · SERIES 2511	242
85 MM · SERIES N-2516	248
90 MM · SERIES 2520	249
DOOR STOPPER DIN 81406 A	
60 MM · SERIES 2512	243
60 MM · SERIES N-2512	244
DOOR STOPPER DIN 81406 A	
90 MM · SERIES 2515	245
90 MM · SERIES N-2515	246
DOOR STOPPER HEAVY 90 MM · SERIES 2510	241
DOOR STOPPER SMALL 38 MM · SERIES 2513	247
DOUBLE DEAD RIM LOCK WITH CYLINDER SERIES 1305	175
DOUBLE WING NUT DIN 80701 STAINLESS STEEL A4 SERIES N-KN-2	335
DOUBLE WING NUT LIGHT STAINLESS STEEL · SERIES N-KN-1	334
DRESS HOOK	
28 MM SINGLE · SERIES H-6111	308
50 MM DOUBLE · SERIES H-6121	308

## E

END HOLDER FOR 20 MM TUBE · SERIES 583420	315
FOR 25 MM TUBE · SERIES 581425	314
ESCUTCHEON 230 MM	
BB PC BLIND SERIES N-1801-1803	140
PC · WITH COVERPLATE 12 MM SERIES N-180202	141
WITH COVERPLATE SERIES 180202	88
WC · SERIES N-180001/02	139
ESCUTCHEON ANGULAR 165X45 MM	
PC WITH KNOB SERIES N-183560-63	149
WITH KNOB/COVERPLATE SERIES N-183535	148
ESCUTCHEON BB SERIES 192501	93
WITH COVERPLATE · SERIES 192502	93
ESCUTCHEON HANDLE SET SERIES N-2000-2003	136
ESCUTCHEON PC SERIES 1924	95
WITH COVERPLATE 165X45 MM SERIES 183512/19	82
ESCUTCHEON PLATES 165X45 MM	
PC · WITH KNOB AND COVERPLATE 12 MM · SERIES N-183580	150
BB · SERIES N-183511	143
BLIND · SERIES N-183510	142
PC · 72/75 MM SERIES N-183512/184512	144
WC · SERIES 1880	83
WITH COVERPLATE SERIES N-183518/19	145
ESCUTCHEONS 230 MM	
BB PC BLIND · SERIES 1801-03	87
WC INSIDE/OUTSIDE SERIES 180001/02	86
ESCUTCHEONS	
BB · 165X45 MM · SERIES 183011	80
BLIND · 165X45 MM · SERIES 183010	80
ESCUTCHEONS	
PC · 165X45 MM · SERIES 183012	81
WC · 165X45 MM · SERIES N-1885	146
ESCUTCHEONS WC	
FOR DOUBLE CABIN DOORS SERIES N-1887	147
ESCUTCHEON WITH KNOB PC AND COVERPLATE · SERIES 183535	84
SERIES 183532	84

EYE BOLT DIN 444 BRASS · SERIES A1/A2	316 · 317
STAINLESS STEEL A4 SERIES N-A1/N-A2	318

## F

FASTENER NO. 435 SERIES 5640	262
FINGER SNAPPER SET SERIES 5160	177
FLAP HINGES SERIES 2370	200
FLAT BOLT CRANKED · SERIES 2431	228
STRAIGHT · SERIES 2430	227
FLUSH RECESSED HANDLE GRIP SET PC · SERIES GM-PC01/02	157
SERIES GM-0001/2	157
FLUSH RING GRIP BRASS · SERIES 4100	277
FLUSH RING GRIP STAINLESS STEEL 48X35 MM SERIES N-410030	278
SERIES N-410045	278
FLUSH RING GRIP STAINLESS STEEL 75X56 MM SERIES N-410075	279
SERIES N-410020	279
FLUSH RING GRIP STAINLESS STEEL LATCH SERIES N-4101	280
FLUSH RING GRIP STAINLESS STEEL WITH STRIKER · SERIES N-410080	280

## H

HAND GRIP 230 MM · SERIES N-510230	191
HANDLE ROSET 38 MM FOR TINY MORTISE AND RIM LOCKS · SERIES 192300	94
WITH/WITHOUT PE INSERT SERIES N-1903	156
HANDRAIL END FOR 40 MM TUBE · SERIES 5802	313
HANDRAIL HOLDER FOR 40 MM TUBE · SERIES 5801	312
HANDRAIL MIDDLE HOLDER FOR 40 MM TUBE · SERIES 5803	314

HASP	
95X28 MM · SERIES N-5770	223
112X50 MM · SERIES N-5760	223
HASP FOR BOXES	
SERIES N-5710	222
HASP HEAVY VERSION	
60X35 MM · ANGULAR PLATE	
SERIES 5725	216
80X35 MM · STRAIGHT PLATE	
SERIES 5724	216
96X50 MM · SERIES 5730	217
HASP LIGHT VERSION	
LOCKABLE · SERIES N-5702	222
HASP LOCKABLE CASTED	
100/125 MM · SERIES 5721	215
HASP LOCKABLE LIGHT VERSION	
SERIES 5770-72	221
HASP LOCKABLE STAMPED	
150X45 MM · SERIES 5702	214
HASP	
WITH INSIDE ANGULAR PLATE	
SERIES 5761	220
HASP	
WITH OUTSIDE ANGULAR PLATE	
SERIES 5762	220
HASP WITH RING GRIP	
SERIES 5741	218
HASP WITH STRAIGHT	
MOUNTING PLATE	
SERIES 5760	219
HAT AND COAT	
HOOK TRIANGULAR	
SERIES 5900	294
HATCH FASTENERS	
350-410 MM · SERIES 3232/33	266
HAT & COAT HOOKS	
5908 · SERIES 5908	297
DIN 81407 A · SERIES 5902	296
HAT & COAT HOOKS DOUBLE	
SERIES 5901	295
HAT & COAT HOOKS SMALL	
SERIES H-2121	299
HINGE 49,5X30X2 MM	
SERIES 2330	197
HINGE DIN 81401	
A · SERIES 230011-51	192
B · SERIES 2322/23	198
HINGE DIN 81402	
A · SERIES 230061-82	196
E · SERIES 2314	193 · 194
E · SERIES 2315	194

HINGE DIN 83105	
FORM C · LONG HOLE SERIES 2383105-C	336
FORM D · ROUND HOLE SERIES 2383105-D	336
HINGE FOR RI/LE ASSEMBLY	
SERIES 2380	199
HINGE	
NO. 110 · SERIES N-2300	204
NO. 116 · SERIES N-230095.0	205
NO. 120 · SERIES N-230116/17	206
NO. 134 · SERIES N-230052/56	207
NO. 138 · SERIES N-230190/841	208
NO. 139 · SERIES N-230191/93	209
NO. 146 · SERIES N-230090/94	210
NO. 172 · SERIES N-230080/84	211
NO. 188 · SERIES N-230873	212
NO. 193 · SERIES N-230312	212
NO. 377 · SERIES N-230100	213
NO. 2001 · SERIES N-232001/02	203
NO. 2320 · SERIES N-2320	202
HINGE SIMILAR DIN 81401	
A · SERIES N-230061/62	202

**K**

KNOB-KNOB HANDLE PAIR  
 FOR MORTISE AND RIM LOCKS  
 SERIES 1780/81

**L**

LIFTING NUT, DIN 80704	
BRASS · SERIES KO	319
STAINLESS STEEL A4 · SERIES N-KO	320

LIFTING NUT/EYE BOLT SET	
DIN 83407 FORM A	
BRASS · SERIES KOV	323
STAINLESS STEEL · SERIES N-KOV	324

## M

MAGNETIC DOOR HOLDER  
90° TURNABLE · SERIES 2516 249

MAGNETIC DOOR HOLDER BIG	
10° TURNABLE · SERIES 2518	250
10° TURNABLE · SERIES 2519	251

MAGNETIC DOOR HOLDER SMALL  
10° TURNABLE · SERIES 2517 250

MIDDLE HOLDER  
FOR 25 MM TUBE · SERIES 583520 315

MLS	
DOUBLE CYLINDER	161 · 162
HALF CYLINDER	163

KNOB CYLINDER	164 · 165
SINGLE KEY	166

<b>MORTISE CATCH LOCK BACKSET</b>	
55 MM · SERIES 1006/1016	46
65 MM · SERIES N-10163172/3272	111

**MORTISE CATCH LOCK  
FOR A60 FIRE DOORS**

**SERIES N-1006** 102

MORTISE CATCH LOCK	
LONG VERSION	
40 MM · SERIES 104331/32	33
50 MM · SERIES 105331/32	37

MORTISE CATCH LOCK  
SERIES N-1006/N-1016 105

MORTISE CATCH LOCK SHORT VERSION	
40 MM · SERIES 104341/42	34
50 MM · SERIES 105341/42	38

MORTISE CATCH LOCK SMALL  
55 MM · SERIES 1003/1013 47

MORTISE DEAD LOCK BACKSET  
65 MM · SERIES N-10503072 112

MORTISE DEAD LOCK DIN 81302 PC  
SERIES N-100530 120

MORTISE DEAD LOCK  
SERIES N-1050 107

MORTISE DEAD LOCK SET WC  
BACKSET 55 MM · SERIES 1093 49

MORTISE DEAD LOCK SMALL  
55 MM · SERIES 1005 48

MORTISE LOCK DIN 81301	
A BB · SERIES N-1001/N-1011	97
BK PC · SERIES N-101231/32 AS	99
B PC · SERIES N-1002/N-1012	98

MORTISE LOCK DIN 81303	
BB · SERIES 1001/1011	44
B WC · SERIES N-1007/N-1017	106
PC · SERIES 1002/1012	45
WC · SERIES 1000/1010	43

MORTISE LOCK DIN 81306  
SERIES N-1003/N-1013 119

MORTISE LOCK PC	
40 MM · SERIES 1042	32
50 MM · SERIES 1052	36

MORTISE LOCK PC BACKSET 65 MM	
LATCH 16 MM	
SERIES N-10023172/3272	113
SERIES N-10123172/3272	108
SERIES N-10123172/3272-AS	109

MORTISE LOCK PC BACKSET 80 MM	
LATCH 16 MM	
SERIES N-10028031/32	115
SERIES N-10128031/32	114

MORTISE LOCK PC FACEPLATE	
20 MM · SERIES N-100221/22	101

MORTISE LOCK PC	
FOR A60 FIRE DOORS	
SERIES N-100251/52	100

MORTISE LOCK WC 40 MM	
SERIES 1040	30
SERIES 1041	31

MORTISE LOCK WC 50 MM	
SERIES 1050	35

MORTISE LOCK WC BACKSET	
65 MM · SERIES N-10173178/3278	110
80 MM · SERIES N-10178031/32	116

MORTISE LOCK WC	
FOR DOUBLE CABINS	
SERIES N-1057	104

MORTISE WEDGE LOCK	
SERIES N-1005	103

MORTISE YACHT CATCH LOCK	
SERIES 1063	18

MORTISE YACHT DEAD LOCK	
BB · SERIES 1066	21

MORTISE YACHT LOCK	
BB · SERIES 1061	17
PC/KNOB · SERIES 1065	20
PC/PC · SERIES 1064	19
WC · SERIES 1060	16

MORTISE YACHT RIM LOCK	
WITH KNOB CYLINDER	
SERIES 1164	22
WITH ROUND CYLINDER	
SERIES 1165	23

## P

PIANO HINGE	
SERIES STS	201

PIN BOLT	
ALUMINIUM · SERIES 2425	226
DIN 81411 · SERIES 2421	225
HEAVY · SERIES 2420	224

PRESS KNOB CABINET SNAPPER	
SERIES 1500	184

PRESS KNOB SNAPPER 1515	
SERIES 1515	176

PRESSURE FORK DIN 83407	
FORM C · SERIES DGL	328
FORM D · SERIES DGQ	328

PUSH KNOB AND RING FOR 1517	
SERIES N-47... / 47.522/34	169

## R

RECESSED PULL RING HANDLES	
SERIES N-31..	158

RIM CABINET LOCK	
WITH 2 KEYS · SERIES 1535	170
WITH KNOB LOCKABLE	
SERIES 118350	172
WITH TURN KNOB · SERIES 1185	174

RIM CATCH LOCK	
SERIES N-1104	130

RIM DEAD LOCK DIN 81308	
A BB · SERIES 1144	68
B PC · SERIES 1145	69

RIM DEAD LOCK DIN 81312	
C DOUBLE TURN · SERIES N-1105	131
D DOUBLE TURN · SERIES N-1106	131

RIM DEAD LOCK	
SERIES N-1103	129

RIM LOCK DIN 81311	
A BB · SERIES 1101	63
B PC · SERIES 1102	64
B PC · SERIES N-1102	126

RIM LOCKS DIN 81311 C	
WITH ANTI PANIC FUNCTION	
SERIES N-110241/42-AP	128

RIM LOCKS DIN 81311 W PC	
WITH CYLINDER/LATCH FUNCTION	
SERIES N-1102-W	127

RIM LOCK WITH FLANGE	
BB · SERIES 1141	66
PC · SERIES 1142	67
WC · SERIES 1140	65

RIM SNAPPER	
1503 · SERIES 1503	167
1517 · SERIES 1517	168
1518 · SERIES 1518	168

RIM SNAPPER WITH CABINET LOCK	
FOR RI/LE · SERIES N-1529	180

RIM SNAPPER WITH GRIP	
FOR DRAWERS · SERIES N-1530	181

RIM SNAPPER WITH GRIP LOCKABLE	
SERIES N-1523	179

RIM SNAPPER WITH GRIP	
SERIES N-1520	178

RING NUT, DIN 582	
BRASS · SERIES R2	321
STAINLESS STEEL · SERIES N-R2	322

ROLL SNAPPER	
SERIES N-1030	125

ROSET RD	
BB · SERIES N-1904	151

PC · SERIES N-1902	152
RD BB · SERIES 1904	89
RD PC · SERIES 1902	90
RD WC · SERIES 1900	91
WC · SERIES N-1900	153

ROSET SET	
PC · SERIES N-180209	154
WC · SERIES N-1815	155

ROSETS RD, FOR SABRE PUSHERS	
SERIES 1903	92

## S

SCREW & NUT SET	
STAINLESS STEEL	
SERIES N-2090/99	160

SCREWS & NUTS	
SERIES 2099	96

SHACKLE DIN 82101	
SERIES 4601	284

SHIP AND FOG BELL	
SERIES 4201/02	286

SINGLE HANDLE	
115 MM · SERIES N-171097	133

SLIDING DOOR MORTISE CATCH LOCK	
40 MM · SERIES 1049	54
50 MM · SERIES 1059	59

SLIDING DOOR MORTISE HOOK LOCK	
SERIES 1045	62

SLIDING DOOR MORTISE LOCK	
40 MM · HIDDEN LATCH	
SERIES 1048VS	53

SLIDING DOOR MORTISE LOCK	
DIN 81304 B PC · 55 MM	
SERIES 1009	61

SLIDING DOOR MORTISE LOCK	
LIGHT VERSION	
40 MM · SERIES 1051	55
50 MM · SERIES 1058	58

SLIDING DOOR MORTISE LOCK PC	
40 MM · SERIES 1046	50
50 MM · SERIES 1055	56
55 MM · SERIES 1056	60

SLIDING DOOR MORTISE LOCK WC	
40 MM · SERIES 1047	51
40 MM · SERIES 1048	52
50 MM · SERIES 1057	57

SNAP SHACKLE	
SERIES SO-001/002	285

SPARE PARTS DIN 83104	
FOR DOOR DOG ASSEMBLY	
STAINLESS STEEL · SERIES 24	344
STEEL · SERIES 24	343

SPRING-TYPE DOOR CLIP	
40 MM · SERIES 253002	230
70 MM · SERIES 253001	229
110 MM · SERIES 253203	235
SPRING-TYPE DOOR CLIP DIN 81409	
A · SERIES 2533	236
A · SERIES N-2533	238
B · SERIES 253101	231
B · SERIES N-2531	233
SPRING-TYPE DOOR CLIP HEAVY	
90 MM · SERIES 253102	232
SPRING-TYPE DOOR CLIP 2 HOLES	
70 MM · SERIES 253201	234
STAIRROD HOLDER	
14 MM · SERIES 70.004	265
STAIRROD KNOB	
13 MM · SERIES 70.404	265
STRAP CLAMP	
10-45 MM · SERIES 4350	283
STRIKING BOX	
BRASS · SERIES 2221	72
STRIKING BOX	
DIN 81315 A · SERIES 2224	72
FOR SERIES 1164/65 · SERIES 2270	73
FOR SMALL RIM LOCKS · SERIES 2250	73
STRIKING PLATE DIN 81314 A	
FOR BB PC WC	
SERIES N-220031/32	121
FOR CATCH LOCK	
SERIES N-220031F/32F	122
SERIES 220031/32	70
STRIKING PLATE DIN 81314 B	
FOR CATCH AND RIM LOCKS	
SERIES N-220330	123
SERIES 220330	71
STRIKING PLATE DIN 81314 C	
SERIES 220430	71
STRIKING PLATE	
FOR CATCH LOCK 1063	
SERIES 2263	29

STRIKING PLATE	
FOR DOUBLE CABIN DOORS	
SERIES N-220041/42	123
STRIKING PLATE	
FOR WC BB PC	
SERIES 2261	28
STRIKING PLATES	
DIN 81314 C · SERIES N-220430	124
FOR SERIES 104/105	
SERIES 2240-43	42

## T

THREE POINT LOCK	
STAINLESS STEEL · BACKSET 65 MM	
SERIES N-10TPL	117
TILT BOLT FASTENER SET	
BRASS · SERIES 13.1...	325
TINY RIM DEAD LOCK	
BACKSET 25 MM	
SERIES 118300	171
WITH OLIVE · SERIES 1184	173
TOWEL HOOK	
30 MM · DIN 81407 B · SERIES 5905	301
40 MM SINGLE AND DOUBLE	
SERIES H-7545/63	307
TOWELL HOOK DIN 81407 F	
SERIES 5940	305
TOWELL HOOK WITH SCREW	
SERIES 759A	306
SERIES 7590	306
TURNBUCKLE WITH BASEPLATE	
10-30 MM · SERIES 561010/30	261
SERIES 5610	260

## V

VENTILATING GRILLS	
3-14 LAMELLAS	
SERIES N-2751/55	292

VENTILATING VALVE	
360X120 MM · SERIES 2703	288
VENTILATING VALVES RD	
100-150 MM · SERIES N-2723/25	293
100-200 MM · SERIES 27...02	290
100-200 MM · WITH OLIVE KNOB	
SERIES 27...01	289
VENTILATING VALVE	
WITH INSECT GRID	
SERIES N-2773/75	293

## W

WARDROBE FASTENER RI/LE	
SERIES 5501	260
WINDOW GRIP 5101	
SERIES 5101	186
WINDOW RING GRIP	
	187
WINDOW STAY	
60 MM · SERIES 3340	271
CURVED · SERIES 3201	267
LIGHT · SERIES 3322	270
SERIES 3320	269
WINDOW STAY	
WITH KNURLED NUT	
SERIES 3250	268
WINE GLASS HOLDER	
N-5370	309
WING NUT DIN 315	
BRASS · SERIES F1	329
STAINLESS STEEL · SERIES N-F1	330
WING NUT SET,	
DIN 83407 FORM B	
BRASS · SERIES KNV	326
STAINLESS STEEL · SERIES N-KNV	327

12.2014.0	275	21KC13-MLS-NI	164	100631.4	46
12.2015.0	275	21KC14-MLS-NI	164	100632.4	46
12.2065.0-A4	276	21KC15-MLS-NI	164	100930.4	61
12.2070.0-A4	276	21KC16-MLS-NI	164	100930.6	61
13.10080	325	21KC17-MLS-NI	164	100930.9	61
13.12090	325	21KC18-MLS-NI	164	101031.4	43
18.5533.4	302	21KC19-MLS-NI	164	101032.4	43
18.5533.6	302	21KC20-MLS-NI	164	101131.4	44
18.5533.9	302	21KC28-MLS-NI	164	101132.4	44
21DC1-MLS-NI	161	21KC29-MLS-NI	164	101231.4	45
21DC2-MLS-NI	161	21KC30-MLS-NI	164	101232.4	45
21DC3-MLS-NI	162	21KC31-MLS-NI	164	101331.4	47
21DC4-MLS-NI	162	21KC32-MLS-NI	164	101332.4	47
21DC5-MLS-NI	162	21KC37-MLS-NI	164	101631.4	46
21DC6-MLS-NI	162	21KC38-MLS-NI	165	101632.4	46
21DC7-MLS-NI	162	21KC39-MLS-NI	165	104031.4	30
21DC8-MLS-NI	162	21-MLS	166	104031.6	30
21DC9-MLS-NI	162	21-MLS-G	166	104031.9	30
21DC10-MLS-NI	161	21-MLS-GHS	166	104032.4	30
21DC11-MLS-NI	161	21-MLS-HS	166	104032.6	30
21DC12-MLS-NI	161	24-WAL	343 · 344	104032.9	30
21DC13-MLS-NI	161	24-WSS	343 · 344	104131.4	31
21DC14-MLS-NI	161	24-WST	343 · 344	104131.6	31
21DC15-MLS-NI	161	47.522.0	169	104131.9	31
21DC16-MLS-NI	161	47.522.6	169	104132.4	31
21DC17-MLS-NI	161	47.522.8	169	104132.6	31
21DC18-MLS-NI	161	47.522.9	169	104132.9	31
21DC19-MLS-NI	161	47.522.9-PBL	169	104231.4	32
21DC20-MLS-NI	161	47.532.0	169	104231.6	32
21DC21-MLS-NI	161	47.532.6	169	104231.9	32
21DC22-MLS-NI	161	47.532.8	169	104232.4	32
21DC23-MLS-NI	161	47.533.4	169	104232.6	32
21DC24-MLS-NI	161	47.533.6	169	104232.9	32
21DC25-MLS-NI	161	47.533.8	169	104331.4	33
21DC26-MLS-NI	161	47.534.0	169	104331.6	33
21DC27-MLS-NI	161	47.534.6	169	104331.9	33
21DC28-MLS-NI	162	47.534.8	169	104332.4	33
21DC29-MLS-NI	162	47.534.9-PBL	169	104332.6	33
21HC0-MLS-NI	163	70.004.1	265	104332.9	33
21HC1-MLS-NI	163	70.004.2	265	104341.4	34
21HC2-MLS-NI	163	70.404.1	265	104341.6	34
21HC3-MLS-NI	163	70.404.2	265	104341.9	34
21HC4-MLS-NI	163	89.0001.0	337	104342.4	34
21HC5-MLS-NI	163	1048VS.4	53	104342.6	34
21HC6-MLS-NI	163	1048VS.6	53	104342.9	34
21HC7-MLS-NI	163	1048VS.9	53	104500.4	62
21HC8-MLS-NI	163	1048VS31.4	53	104500.6	62
21HC9-MLS-NI	163	1048VS31.6	53	104500.9	62
21KC1-MLS-NI	164	1048VS31.9	53	104630.4	50
21KC2-MLS-NI	164	100031.4	43	104630.6	50
21KC3-MLS-NI	164	100032.4	43	104630.9	50
21KC4-MLS-NI	165	100131.4	44	104730.4	51
21KC5-MLS-NI	165	100132.4	44	104730.6	51
21KC6-MLS-NI	165	100231.4	45	104730.9	51
21KC7-MLS-NI	165	100232.4	45	104830.4	52
21KC8-MLS-NI	165	100331.4	47	104830.6	52
21KC9-MLS-NI	165	100332.4	47	104830.9	52
21KC10-MLS-NI	164	100530.4	48	104831.4	50 · 51 · 52 · 54
21KC11-MLS-NI	164	100530.6	48		55 · 56 · 57 · 58 · 59
21KC12-MLS-NI	164	100530.9	48	104831.6	50 · 51 · 52 · 54

55 · 56 · 57 · 58 · 59	106112.9	17	114402.4	68
104831.9	50 · 51 · 52 · 54	18	114402.6	68
55 · 56 · 57 · 58 · 59	106311.4	18	114402.9	68
104930.4	54	18	114501.4	69
104930.6	54	18	114501.6	69
104930.9	54	18	114501.9	69
105031.4	35	18	114502.4	69
105031.6	35	19	114502.6	69
105031.9	35	19	114502.9	69
105032.4	35	19	116401.4	22
105032.6	35	19	116401.6	22
105032.9	35	19	116401.9	22
105130.4	55	19	116402.4	22
105130.6	55	20	116402.6	22
105130.9	55	20	116402.9	22
105231.4	36	20	116501.4	23
105231.6	36	20	116501.6	23
105231.9	36	20	116501.9	23
105232.4	36	20	116502.4	23
105232.6	36	21	116502.6	23
105232.9	36	21	116502.9	23
105331.4	37	21	118300.4	171
105331.6	37	49	118300.6	171
105331.9	37	49	118300.9	171
105332.4	37	49	118330.4	171 · 172
105332.6	37	49	118330.6	171 · 172
105332.9	37	49	118330.9	171 · 172
105341.4	38	49	118350.4	172
105341.6	38	63	118350.6	172
105341.9	38	63	118350.9	172
105342.4	38	63	118401.4	173
105342.6	38	63	118401.6	173
105342.9	38	63	118401.9	173
105530.4	56	63	118402.4	173
105530.6	56	64	118402.6	173
105530.9	56	64	118402.9	173
105630.0	60	64	118403.4	173
105630.4	60	64	118403.6	173
105630.6	60	64	118403.9	173
105630.9	60	64	118500.4	174
105730.4	57	65	118500.6	174
105730.6	57	65	118500.9	174
105730.9	57	65	130560.6	175
105830.4	58	65	130570.6	175
105830.6	58	65	130580.6	175
105830.9	58	65	150000.00	184
105930.4	59	66	150370.4	167
105930.6	59	66	150370.6	167
105930.9	59	66	150370.9	167
106011.4	16	66	151261.4	185
106011.6	16	66	151261.6	185
106011.9	16	66	151261.9	185
106012.4	16	67	151262.4	185
106012.6	16	67	151262.6	185
106012.9	16	67	151262.9	185
106111.4	17	67	151263.4	185
106111.6	17	67	151263.6	185
106111.9	17	68	151263.9	185
106112.4	17	68	151570.4	176
106112.6	17	68	151570.6	176



151570.9	176	180101.9	63 · 66 · 87	190210.9	90
151571.4	176	180200.4	64 · 67 · 87	190300.4	47 · 92
151571.6	176	180200.6	64 · 67 · 87	190300.6	92
151571.9	176	180200.9	64 · 67 · 87	190300.9	92
151770.0	168	180202.4	88	190310.4	47 · 92
151800.0	168	180202.6	88	190310.6	92
152500.0	182	180202.9	88	190310.9	92
152600.0	182	180300.4	87	190401.4	68 · 89
152700.0	183	180300.6	87	190401.6	68 · 89
153500.0	170	180300.9	87	190401.9	68 · 89
171009.4	43 · 44 · 45 · 46 · 47 · 60 · 74	183010.4	46 · 80	190402.4	89
171009.6	60 · 74	183010.6	80	190402.6	89
171009.9	60 · 74	183010.9	80	190402.9	89
171096.4	43 · 44 · 45 · 46 · 47 · 74	183011.4	44 · 80	190410.4	89
171096.6	74	183011.6	80	190410.6	89
171096.9	74	183011.9	80	190410.9	89
171139.4	63 · 64 · 65 · 66 · 67 · 76	183012.4	45 · 60 · 81	192300.4	94
171139.6	63 · 64 · 65 · 67 · 76	183012.6	60 · 81	192300.6	94
171139.9	63 · 64 · 65 · 67 · 76	183012.9	60 · 81	192300.9	94
171149.4	76	183512.4	82	192401.4	95
171149.6	76	183512.6	82	192401.6	95
171149.9	76	183512.9	82	192401.9	95
171159.4	76	183519.4	82	192501.4	93
171159.6	76	183519.6	82	192501.6	93
171159.9	76	183519.9	82	192501.9	93
171169.4	76	183532.4	84	192502.4	93
171169.6	76	183532.6	84	192502.6	93
171169.9	76	183532.9	84	192502.9	93
172008.4	75	183535.4	84	200969.4	61
172008.6	75	183535.6	84	200969.6	61
172008.9	75	183535.9	84	200969.9	61
172009.4	75	183540.4	85	205068.4	41
172009.6	75	183540.6	85	205068.6	41
172009.9	75	183540.9	85	205068.9	41
172109.4	77	183598.4	95	206367.4	26
172109.6	77	183598.6	95	206367.6	26
172109.9	77	183598.9	95	206367.9	26
174007.4	77	188011.4	43 · 83	206567.4	22 · 23 · 26
174007.6	77	188011.6	83	206567.6	22 · 23 · 26
174007.9	77	188011.9	83	206567.9	22 · 23 · 26
174008.4	77	188012.4	43 · 83	207067.4	16 · 24
174008.6	77	188012.6	83	207067.6	16 · 24
174008.9	77	188012.9	83	207067.9	16 · 24
175107.4	78	190001.4	91	207167.4	17 · 24
175107.6	78	190001.6	91	207167.6	17 · 24
175107.9	78	190001.9	91	207167.9	17 · 24
178007.4	79	190002.4	91	207367.4	18 · 25
178007.6	79	190002.6	91	207367.6	18 · 25
178007.9	79	190002.9	91	207367.9	18 · 25
178107.4	79	190011.4	91	207467.4	19 · 20 · 25
178107.6	79	190011.6	91	207467.6	19 · 20 · 25
178107.9	79	190011.9	91	207467.9	19 · 20 · 25
180001.4	65 · 86	190012.4	91	207567.4	27
180001.6	65 · 86	190012.6	91	207567.6	27
180001.9	65 · 86	190012.9	91	207567.9	27
180002.4	86	190200.4	48 · 69 · 90	208068.4	30 · 35 · 39 · 51 · 57
180002.6	86	190200.6	48 · 69 · 90	208068.6	30 · 35 · 39 · 51 · 57
180002.9	86	190200.9	48 · 69 · 90	208068.9	30 · 35 · 39 · 51 · 57
180101.4	63 · 66 · 87	190210.4	90	208168.4	31 · 39 · 52
180101.6	63 · 66 · 87	190210.6	90	208168.6	31 · 39 · 52

208168.9	31 · 39 · 52	224332.6	33 · 37 · 38 · 42	231400.4	193
208268.4	32 · 36 · 40 · 50 · 56	224332.9	33 · 37 · 38 · 42	231400.6	193
208268.6	32 · 36 · 40 · 50 · 56	224341.4	34	231400.9	193
208268.9	32 · 36 · 40 · 50 · 56	224341.6	34	231405.4	193
208368.4	33 · 34 · 37 · 38	224341.9	34	231405.6	193
	40 · 54 · 55 · 58 · 59	224342.4	34	231405.9	193
208368.6	33 · 34 · 37 · 38	224342.6	34	231410.4	193
	40 · 54 · 55 · 58 · 59	224342.9	34	231410.6	193
208368.9	33 · 34 · 37 · 38	225000.4	73	231410.9	193
	40 · 54 · 55 · 58 · 59	225000.6	73	231420.4	193
209945.4	96	225000.9	73	231420.6	193
209945.6	96	225603.4	60	231430.4	193
209945.9	96	225603.6	60	231430.6	193
209966.4	96	225603.9	60	231430.9	193
209966.6	96	226001.4	16 · 17 · 19 · 20	231450.4	193
209966.9	96	226001.6	16 · 17 · 19 · 20	231450.6	193
209975.4	96	226001.9	16 · 17 · 19 · 20	231450.9	193
209975.6	96	226002.4	16 · 17 · 19 · 20	231460.4	193
209975.9	96	226002.6	16 · 17 · 19 · 20	231460.6	193
210012.4	63 · 66 · 68	226002.9	16 · 17 · 19 · 20	231460.9	193
210012.6	63 · 66 · 68	226101.4	16 · 17 · 19 · 20 · 22 · 23 · 28	231470.4	194
210012.9	63 · 66 · 68	226101.6	16 · 17 · 19 · 20 · 22 · 23 · 28	231470.6	194
220031.4	43 · 44 · 45 · 70	226101.9	16 · 17 · 19 · 20 · 22 · 23 · 28	231470.9	194
220031.6	70	226102.4	16 · 17 · 19 · 20 · 22 · 23 · 28	231500.4	195
220031.9	70	226102.6	16 · 17 · 19 · 20 · 22 · 23 · 28	231500.6	195
220031F.4	46 · 70	226102.9	16 · 17 · 19 · 20 · 22 · 23 · 28	231500.9	195
220031F.6	70	226301.4	18 · 29	231505.4	195
220031F.9	70	226301.6	18 · 29	231505.6	195
220032.4	43 · 44 · 45 · 70	226301.9	18 · 29	231505.9	195
220032.6	70	226302.4	18 · 29	231506.4	195
220032.9	70	226302.6	18 · 29	231506.6	195
220032F.4	46 · 70	226302.9	18 · 29	231506.9	195
220032F.6	70	227000.4	73	231510.4	195
220032F.9	70	227000.6	73	231510.6	195
220330.4	47 · 71	227000.9	73	231510.9	195
220330.6	71	228008.4	167 · 174	231520.4	195
220330.9	71	228008.6	167 · 174	231520.6	195
220430.4	48 · 71	228008.9	167 · 173 · 174	231520.9	195
220430.6	48 · 71	228110.4	167 · 174 · 176 · 185	231530.4	195
220430.9	48 · 71	228110.6	167 · 174 · 176 · 185	231530.6	195
220830.4	61	228110.9	167 · 173 · 174 · 176	231530.9	195
220830.6	61		178 · 179 · 180 · 181 · 185	231550.4	195
220830.9	61	229000.0	182 · 183 · 184	231550.6	195
222100.4	63 · 64 · 65 · 66 · 67 · 72	229100.0	182 · 183	231550.9	195
222100.6	63 · 64 · 65 · 66 · 67 · 72	230011.4	192	231570.4	195
222100.9	63 · 64 · 65 · 66 · 67	230012.4	192	231570.6	195
	72 · 126 · 127 · 128	230021.4	192	231570.9	195
222400.4	68 · 69 · 72	230022.4	192	232210.4	198
222400.6	68 · 69 · 72	230031.4	192	232230.4	198
222400.9	68 · 69 · 72 · 131	230032.4	192	232240.4	198
224031.4	30 · 31 · 32 · 35 · 36 · 42	230041.4	192	232250.4	198
224031.6	30 · 31 · 32 · 35 · 36 · 42	230042.4	192	232310.4	198
224031.9	30 · 31 · 32 · 35 · 36 · 42	230051.4	192	232330.4	198
224032.4	30 · 31 · 32 · 35 · 36 · 42	230052.4	192	232340.4	198
224032.6	30 · 31 · 32 · 35 · 36 · 42	230061.4	196	232350.4	198
224032.9	30 · 31 · 32 · 35 · 36 · 42	230062.4	196	233010.4	197
224331.4	33 · 37 · 38 · 42	230071.4	196	233010.6	197
224331.6	33 · 37 · 38 · 42	230072.4	196	233010.9	197
224331.9	33 · 37 · 38 · 42	230081.4	196	233020.4	197
224332.4	33 · 37 · 38 · 42	230082.4	196	233020.6	197

233020.9	197	242001.1	224	243020.9	227 · 228
237003.4	200	242001.2	224	243102.4	228
237003.6	200	242001.4	224	243102.6	228
237003.9	200	242001.6	224	243102.9	228
237004.4	200	242001.9	224	243103.4	228
237004.6	200	242002.1	224	243103.6	228
237004.9	200	242002.2	224	243103.9	228
237005.4	200	242002.4	224	243104.4	228
237005.6	200	242002.6	224	243104.6	228
237005.9	200	242002.9	224	243104.9	228
237006.4	200	242051.0	224	245090.0	344
237006.6	200	242051.1	224	245090.4	344
237006.9	200	242051.2	224	245092.0	344
237007.4	200	242051.4	224	245092.4	344
237007.6	200	242051.6	224	245097.0	344
237007.9	200	242051.9	224	245097.4	344
237008.4	200	242052.1	224	245381	344
237008.6	200	242052.2	224	245382	344
237008.9	200	242052.4	224	249400	339 · 340
238060.4	199	242052.6	224	249500	338 · 340 · 342 · 343
238060.6	199	242052.9	224	249500.0	339 · 341 · 343
238060.9	199	242101.1	225	249600	343
238080.4	199	242101.2	225	249600.0	344
238080.6	199	242102.1	225	249700	343
238080.9	199	242102.2	225	249800	344
240002	338	242103.1	225	249802	343
240006	338	242103.2	225	249803	344
240012	338	242104.1	225	249805	343
240016	338	242104.2	225	249807	344
240022	338	242105.1	225	249973	344
240026	338	242105.2	225	249974	344
240036	338	242106.1	225	249986	343
240090.00	343	242106.2	225	249987	343
240090.1	343	242111.1	225	249989	343
240091.1	343	242111.2	225	250001.4	252
240092.00	343	242114.1	225	250001.6	252
240092.1	343	242114.2	225	250001.9	252
240093.1	343	242116.1	225	250021.4	252
240211	339	242116.2	225	250021.6	252
240211.4	339	242502.0	226	250021.9	252
240213	339	242503.0	226	251001.1	241
240213.4	339	242504.0	226	251101.4	242
240220	339	242505.0	226	251101.6	242
240220.4	339	242506.0	226	251101.9	242
240222	339	242507.0	226	251201.00	243
240222.4	339	242508.0	226	251201.4	243
240312	340	243002.4	227	251201.6	243
240316	340	243002.6	227	251201.9	243
240322	340	243002.9	227	251290.4	242 · 243 · 245
240326	340	243003.4	227	251290.6	242 · 243 · 245
240381	343	243003.6	227	251290.9	242 · 243 · 245
240382	343	243003.9	227	251300.4	247
240413	341	243004.4	227	251300.6	247
240413.4	341	243004.6	227	251300.9	247
240417	341	243004.9	227	251401.4	248
240512	342	243010.4	227 · 228	251401.6	248
240516	342	243010.6	227 · 228	251401.9	248
240581	343	243010.9	227 · 228	251501.4	245
240582	343	243020.4	227 · 228	251501.6	245
242001.0	224	243020.6	227 · 228	251501.9	245

251601.4	249	254002.1	240	256000.9	259
251601.6	249	254003.1	240	256090.4	259
251701.4	250	254004.1	240	256090.6	259
251701.6	250	255100.1	253	256090.9	259
251801.4	250	255100.2	253	270300.4	288
251801.6	250	255101.1	253	270300.6	288
251901.0	251	255101.2	253	270300.9	288
252001.4	249	255101.9-PBL	253	272102.4	290
252001.6	249	255102.1	253	272102.6	290
252001.9	249	255102.2	253	272102.9	290
253001.4	229	255103.1	253	272202.4	290
253001.6	229	255103.2	253	272202.6	290
253001.9	229	255103.9-PBL	253	272202.9	290
253002.4	230	255104.1	253	272302.4	290
253002.6	230	255104.2	253	272302.6	290
253002.9	230	255105.1	253	272302.9	290
253099.4	229 · 230	255105.2	253	272402.4	290
253099.6	229 · 230	255105.9-PBL	253	272402.6	290
253099.9	229 · 230	255106.1	253	272402.9	290
253101.1	231	255106.2	253	272502.4	290
253101.2	231	255107.1	253	272502.6	290
253101.4	231	255107.2	253	272502.9	290
253101.6	231	255108.4	254	275300.4	288
253101.9	231	255110.4	254	275300.6	288
253102.1	232	255112.4	254	275300.9	288
253102.2	232	255301.1	256	277100.4	291
253102.4	232	255301.2	256	277200.4	291
253102.6	232	255302.1	256	277300.4	291
253102.9	232	255302.2	256	277400.4	291
253199.4	231 · 234 · 235 · 236	255303.1	256	277500.4	291
253199.6	231 · 234 · 235 · 236	255303.2	256	310105.1	325
253199.9	231 · 234 · 235 · 236	255304.1	256	310106.1	325
253201.4	234	255304.2	256	310107.1	325
253201.6	234	255305.1	256 · 257	310600.1	187
253201.9	234	255305.2	256 · 257	310600.2	187
253203.4	235	255306.1	257	320100.4	267
253203.6	235	255306.2	257	320100.6	267
253203.9	235	255307.1	257	320100.9	267
253301.1	236	255307.2	257	323200.4	266
253301.2	236	255350.1	254 · 257	323200.5	266
253301.4	236	255350.2	254 · 257	323200.6	266
253301.6	236	255351.1	254	323200.8	266
253301.9	236	255351.2	254	323200.9	266
253301.9-PBL	236	255351.6	254	323200.9-PBL	266
253401.1	237	255351.9	254	323300.4	266
253401.2	237	255600.1	258	323300.5	266
253401.4	237	255601.1	258	323300.6	266
253401.6	237	255602.1	258	323300.8	266
253401.9	237	255603.1	258	323300.9	266
253402.1	237	255604.1	258	323300.9-PBL	266
253402.2	237	255605.1	258	325000.1	268
253402.4	237	255607.1	258	325000.2	268
253402.6	237	255608.1	258	325000.4	268
253402.9	237	255609.1	258	325000.6	268
253600.1	239	255696.1	258	325000.9	268
253600.2	239	255697.1	258	332000.1	269
253600.4	239	255698.1	258	332000.2	269
253600.6	239	255699.1	258	332000.4	269
253600.9	239	256000.4	259	332000.6	269
254001.1	240	256000.6	259	332000.9	269

332200.1	270	510140.9	186	565500.2	263
332200.2	270	511120.4	187	565500.4	263
332200.4	270	511120.6	187	565500.6	263
332200.6	270	511120.9	187	565500.9	263
332200.9	270	512110.4	188	565600.1	264
334060.4	271	512110.6	188	565600.2	264
334060.6	271	512110.9	188	565600.4	264
334060.9	271	512140.4	188	565600.6	264
410035.4	277	512140.6	188	565600.9	264
410035.6	277	512140.9	188	570200.1	214
410035.9	277	513020.4	190	570200.2	214
410040.4	277	513020.6	190	570200.4	214
410040.6	277	513020.9	190	570200.6	214
410040.9	277	513110.4	189	570200.9	214
410050.4	277	513110.6	189	572100.1	215
410050.6	277	513110.9	189	572100.2	215
410050.9	277	514080.4	191	572100.4	215
414610.1	281	514080.6	191	572100.6	215
414610.3	281	514080.9	191	572100.9	215
414610.9	281	516000.1	177	572125.1	215
414620.1	281	516000.2	177	572125.2	215
414620.3	281	520111.4	272	572125.4	215
414620.9	281	520111.6	272	572125.6	215
414635.1	281	520111.9	272	572125.9	215
414635.3	281	520112.4	272	572400.1	216
414635.9	281	520112.6	272	572400.2	216
420120.4	286	520112.9	272	572500.1	216
420170.4	286	520150.0	274	572500.2	216
420200.4	286	520160.4	271	573000.1	217
421080.4	286	520160.6	271	573000.2	217
421120.4	286	520160.9	271	574100.1	218
421170.4	286	520200.0	274	574100.2	218
434040.1	282	520250.0	274	574100.4	218
434050.1	282	520300.0	274	574100.6	218
434060.1	282	532112.4	310	574100.9	218
434075.1	282	532112.6	310	576000.1	219
434080.1	282	532112.9	310	576000.2	219
434090.1	282	532116.4	310	576000.4	219
434100.1	282	532116.6	310	576000.6	219
434110.1	282	532116.9	310	576000.9	219
434130.1	282	550110.9	260	576100.1	220
435010.1	283	550120.9	260	576100.2	220
435020.1	283	561000.1	260	576200.1	220
435025.1	283	561000.2	260	576200.2	220
435030.1	283	561000.4	260	577000.1	221
435035.1	283	561000.6	260	577000.2	221
435040.1	283	561000.9	260	577000.4	221
435045.1	283	561010.1	261	577000.6	221
460110.1	284	561010.2	261	577000.9	221
460112.1	284	561015.1	261	577100.1	221
460116.1	284	561015.2	261	577100.2	221
460120.1	284	561020.1	261	577100.4	221
510100.4	186	561020.2	261	577100.6	221
510100.6	186	561025.1	261	577100.9	221
510100.9	186	561025.2	261	577200.1	221
510120.4	186	561030.1	261	577200.2	221
510120.6	186	561030.2	261	577200.4	221
510120.9	186	564000.1	262	577200.6	221
510140.4	186	564000.2	262	577200.9	221
510140.6	186	565500.1	263	580100.4	312

580100.6	312
580100.9	312
580110.4	312
580110.6	312
580110.9	312
580200.4	313
580200.6	313
580200.9	313
580300.4	314
580300.6	314
580300.9	314
581425.4	314
581425.6	314
583420.4	315
583420.6	315
583420.9	315
583520.4	315
583520.6	315
590000.4	294
590000.6	294
590000.9	294
590000.9-PBL	294
590100.4	295
590100.6	295
590100.9	295
590100.9-PBL	295
590200.4	296
590200.6	296
590200.9	296
590250.4	300
590250.6	300
590250.9	300
590300.4	300
590300.6	300
590300.9	300
590500.1	301
590500.2	301
590500.4	301
590500.6	301
590500.8	301
590500.9	301
590600.4	296
590600.6	296
590600.9	296
590800.0	297
590800.4	297
590800.6	297
590800.9	297
590900.1	298
590900.4	298
590900.6	298
590900.9	298
591025.1	303
591025.2	303
591025.4	303
591025.6	303
591025.9	303
592000.1	304
592000.2	304
592000.4	304

592000.6	304
592000.9	304
593000.1	305
593000.2	305
594000.4	305
594000.6	305
594000.9	305
600150.0	311
2383105-C	336
2383105-D	336

## A

A1-06040	316
A1-06050	316
A1-08060	316
A1-08070	316
A1-08080	316
A1-08090	316
A1-08100	316
A1-10060	316
A1-10070	316
A1-10080	316
A1-10100	316
A1-10120	316
A1-12060	316
A1-12080	316
A1-12090	316
A1-12100	316
A1-12110	316
A1-12120	316
A1-16070	316
A1-16080	316
A1-16100	317
A1-16110	317
A1-16120	317
A1-16130	317
A1-16140	317
A1-16160	317
A1-20110	317
A1-20120	317
A1-20130	317
A1-20140	317
A1-20150	317
A1-20160	317
A1-20180	317
A1-20200	317
A1-22140	317
A1-22160	317
A1-24130	317

## D

DGL-M12.0	328
DGL-M16.0	328
DGL-M20.0	328
DGQ-M12.0	328
DGQ-M16.0	328
DGQ-M20.0	328
DT-AL6107.0	337

## F

F1-M05.1	329
F1-M06.1	329
F1-M08.1	329
F1-M10.1	329
F1-M12.1	329
F1-M16.1	329
F1-M20.1	329
F1-M22.1	329

## G

GM-0001.0	157
GM-0002.0	157
GM-PZ01.0	157
GM-PZ02.0	157

## H

H-759A.4	306
H-759A.6	306
H-759A.9	306
H-0785.1	309
H-0785.2	309
H-2121.4	299
H-2121.6	299
H-2121.9	299
H-2124.4	299
H-2124.6	299
H-2124.9	299
H-6111.1	308
H-6111.3	308
H-6121.1	308
H-6121.3	308
H-7545.1	307
H-7545.3	307
H-7563.1	307
H-7563.3	307
H-7590.4	306
H-7590.6	306
H-7590.9	306

## K

KG-110.1	335
KG-112.1	335
KG-116.1	335
KN-216.1	333
KN-220.1	333
KN-224.1	333
KN-312.1	333
KN-316.1	333
KN-320.1	333
KNV-12080	326
KNV-16070	326
KNV-16110	326
KNV-20130	326
KO-106.1	319
KO-108.1	319
KO-110.1	319

KO-112.1	319
KO-114.1	319
KO-116.1	319
KO-118.1	319
KO-120.1	319
KO-122.1	319
KO-124.1	319
KOV-12080	323
KOV-16070	323
KOV-16110	323
KOV-20130	323

## N

N-10TPL01	117
N-10TPL01-A4	117
N-10TPL02	117
N-10TPL02-A4	117
N-47.522.0	169
N-47.522.4	169
N-47.522.9	169
N-47.522.9-PBL	169
N-47.534.0	169
N-47.534.4	169
N-47.534.9	169
N-47.534.9-PBL	169
N-100131	97
N-100132	97
N-100221	101
N-100222	101
N-100231	98
N-100232	98
N-100251	100
N-100252	100
N-100331.0	119
N-100332.0	119
N-100530	120
N-100531	103
N-100532	103
N-100631	105
N-100632	105
N-100651	102
N-100652	102
N-100731	106
N-100732	106
N-101131	97
N-101132	97
N-101231	98
N-101231.4	98
N-101231-AS	99
N-101232	98
N-101232.4	98
N-101232-AS	99
N-101331.0	119
N-101332.0	119
N-101631	105
N-101631.4	105
N-101631-AS	105
N-101632	105
N-101632.4	105
N-101632-AS	105
N-101731	106
N-101731.4	106
N-101731-AS	106
N-101732	106
N-101732.4	106
N-101732-AS	106
N-103000.0	125
N-103000.9	125
N-103300.0	125
N-103300.9	125
N-105030	107
N-105030.4	107
N-105731	104
N-105732	104
N-110201	126
N-110201-W	127
N-110202	126
N-110202-W	127
N-110203	126
N-110203-W	127
N-110204	126
N-110204-W	127
N-110241-AP	128
N-110242-AP	128
N-110243-AP	128
N-110244-AP	128
N-110301	129
N-110302	129
N-110401	130
N-110402	130
N-110403	130
N-110404	130
N-110501	131
N-110502	131
N-110601	131
N-110602	131
N-152000.0	178
N-152000.4	178
N-152000.9	178
N-152300.0	179
N-152300.4	179
N-152300.9	179
N-152900.0	180
N-152900.9	180
N-153000.0	181
N-153000.4	181
N-153000.9	181
N-171096.0	97 · 98 · 100 · 101 · 102 103 · 105 · 106 · 119 · 132
N-171096.0-P	108 · 110 · 111 · 113 114 · 115 · 116 · 132
N-171096.4	132
N-171096.4-P	132
N-171096.9	132
N-171096.9-P	132
N-171097.0	133
N-171097.4	133
N-171097.9	133
N-171099.0	97 · 98 · 100 · 101 · 102 103 · 104 · 105 · 106 · 119 · 134
N-171099.4	134
N-171099.9	134
N-171139.0	137
N-171139.9	126 · 127 · 130 · 137
N-171149.0	137
N-171149.9	137
N-171159.0	137
N-171159.9	137
N-171169.0	137
N-171169.9	137
N-171194.0-W	138
N-171194.4-W	138
N-171194.9-W	128 · 138
N-171296.0-P	133
N-171296.4-P	133
N-171296.9-P	133
N-171309.0	135
N-171309.4	135
N-171309.9	135
N-171509.0	134
N-171509.4	134
N-171509.9	134
N-171809.0	135
N-171809.4	135
N-171809.9	135
N-180001.0	139
N-180001.4	139
N-180001.9	139
N-180002.0	139
N-180002.4	139
N-180002.9	139
N-180101.0	140
N-180101.4	140
N-180101.9	140
N-180200.0	140
N-180200.0-92	103
N-180200.4	140
N-180200.9	140
N-180202.0	141
N-180202.4	141
N-180202.9	141
N-180209.0	154
N-180209.4	154
N-180209.9	154
N-180300.0	140
N-180300.4	140
N-180300.9	140
N-181500.0	155
N-181500.4	155
N-181500.9	155
N-181600.0	155
N-181600.4	155
N-181600.9	155
N-183510.0	102 · 105 · 111 · 142
N-183510.4	142
N-183510.9	142
N-183511.0	97 · 143
N-183511.4	143
N-183511.9	143
N-183512.0	98 · 100 · 101 · 144

N-183512.4	144	N-190002.9	153	N-220430.9	124
N-183512.9	144	N-190011.0	153	N-230052.0	207
N-183513.0	142	N-190011.4	153	N-230054.0	207
N-183513.4	142	N-190011.9	153	N-230056.0	207
N-183513.9	142	N-190012.0	153	N-230061.0	202
N-183517.0	144	N-190012.4	153	N-230062.0	202
N-183517.4	144	N-190012.9	153	N-230067.0	204
N-183517.9	144	N-190200.0	107 · 112 · 120 · 152	N-230068.0	204
N-183518.0	145	N-190200.4	152	N-230069.0	204
N-183518.4	145	N-190200.9	152	N-230070.0	204
N-183518.9	145	N-190210.0	107 · 112 · 120 · 152	N-230071.0	204
N-183519.0	145	N-190210.4	152	N-230072.0	204
N-183519.4	145	N-190210.9	152	N-230073.0	204
N-183519.9	126 · 127 · 145	N-190300.0	119 · 156	N-230074.0	204
N-183535.0	148	N-190300.4	156	N-230080.0	211
N-183535.4	148	N-190300.9	156	N-230081.0	211
N-183535.9	128 · 148	N-190310.0	119 · 156	N-230082.0	211
N-183540.0	148	N-190310.4	156	N-230083.0	211
N-183540.4	148	N-190310.9	156	N-230084.0	211
N-183540.9	148	N-190401.0	151	N-230090.0	210
N-183560.0	149	N-190401.4	151	N-230091.0	210
N-183560.9	149	N-190401.9	151	N-230092.0	210
N-183561.0	149	N-190402.0	151	N-230093.0	210
N-183561.9	149	N-190402.4	151	N-230094.0	210
N-183562.0	149	N-190402.9	151	N-230095.0	205
N-183562.9	149	N-190410.0	151	N-230100-L.0	213
N-183563.0	149	N-190410.4	151	N-230100-R.0	213
N-183563.9	149	N-190410.9	151	N-230116-L.0	206
N-183580.0	150	N-200069.0	136	N-230116-R.0	206
N-183580.9	150	N-200169.0	136	N-230117-L.0	206
N-183598.0	159	N-200269.0	136	N-230117-R.0	206
N-183598.4	159	N-200369.0	136	N-230190-L.0	208
N-183598.9	159	N-209045.0	160	N-230190-R.0	208
N-183599.0	159	N-209045.4	160	N-230191-L.0	209
N-183599.4	159	N-209045.9	160	N-230191-R.0	209
N-183599.9	159	N-209065.0	160	N-230192-L.0	209
N-184512.0	108 · 113	N-209065.4	160	N-230192-R.0	209
	114 · 115 · 144	N-209065.9	160	N-230193-L.0	209
N-184512.4	144	N-209999.0	160	N-230193-R.0	209
N-184512.9	144	N-209999.4	160	N-230312.0	212
N-188511.0	106 · 146	N-209999.9	160	N-230837.0	212
N-188511.4	146	N-220031.0	97 · 98 · 100 · 101	N-230841-L.0	208
N-188511.9	146		106 · 108 · 110 · 113	N-230841-R.0	208
N-188511-12.0	146		114 · 115 · 116	N-232001.0-A4	203
N-188511-12.4	146	N-220031F.0	102 · 105 · 111 · 122	N-232002.0-A4	203
N-188511-12.9	146	N-220031F.4	122	N-232017.0	202
N-188512.0	106 · 146	N-220031F.9	122	N-232018.0	202
N-188512.4	146	N-220032.0	97 · 98 · 100 · 101	N-232027.0	202
N-188512.9	146		106 · 108 · 110 · 113	N-232028.0	202
N-188611.0	110 · 116		114 · 115 · 116	N-249973	344
N-188612.0	110 · 116	N-220032F.0	102 · 105 · 111 · 122	N-249980	344
N-188711.0	104 · 147	N-220032F.4	122	N-249993	344
N-188711.9	147	N-220032F.9	122	N-251201.0	244
N-188712.0	104 · 147	N-220041.0	104 · 123	N-251201.4	244
N-188712.9	147	N-220042.0	104 · 123	N-251201.9	244
N-190001.0	153	N-220330.0	119 · 123	N-251201.9-PBL	244
N-190001.4	153	N-220330.4	123	N-251280	242 · 244 · 246
N-190001.9	153	N-220330.9	123	N-251290.0	244 · 246
N-190002.0	153	N-220430.0	107 · 112 · 120 · 124	N-251290.4	244 · 246
N-190002.4	153	N-220430.4	124	N-251290.9	244 · 246



N-251501.00	246	N-517500.4	190	N-A1-10100	318
N-251501.4	246	N-517500.9	190	N-A1-10120	318
N-251501.9	246	N-520165.0	273	N-A1-12100	318
N-251501.9-PBL	246	N-520165R.0	273	N-A1-16070	318
N-251600.0	248	N-537075.0	309	N-A1-16110	318
N-253101.4	233	N-570210.0	222	N-A1-16150	318
N-253101.9	233	N-570220.0	222	N-A1-20130	318
N-253101.9-PBL	233	N-570230.0	222	N-A1-20140	318
N-253199.4	233 · 238	N-571000.0	222	N-A1-20150	318
N-253199.9	233 · 238	N-571010.0	222	N-A2-12080	318
N-253301.4	238	N-571020.0	222	N-A2-12100	318
N-253301.9	238	N-571030.0	222	N-A2-16100	318
N-253301.9-PBL	238	N-576000.4	223	N-A2-16110	318
N-255100.4	255	N-576000.9	223	N-A2-20130	318
N-255101.4	255	N-577000.4	223	N-F1-M10.1	330
N-255103.4	255	N-577000.9	223	N-F1-M12.1	330
N-255105.4	255	N-10023172	113	N-F1-M16.1	330
N-255106.4	255	N-10023172.4	113	N-F1-M20.1	330
N-255107.4	255	N-10023272	113	N-KN-108.0	334
N-255108.4	255	N-10023272.4	113	N-KN-110.0	334
N-255350.4	255	N-10028031	115	N-KN-112.0	334
N-255351.4	255	N-10028031.4	115	N-KN-116.0	334
N-272302.4	293	N-10028032	115	N-KN-118.0	334
N-272402.4	293	N-10028032.4	115	N-KN-120.0	334
N-272502.4	293	N-10123172	108	N-KN-122.0	334
N-275100.9	292	N-10123172.4	108	N-KN-124.0	334
N-275200.9	292	N-10123172-AS	109	N-KN-216.0	335
N-275300.9	292	N-10123272	108	N-KN-220.0	335
N-275400.9	292	N-10123272.4	108	N-KN-224.0	335
N-275500.9	292	N-10123272-AS	109	N-KNV-12080	327
N-275600.9	292	N-10128031	114	N-KNV-16070	327
N-275700.9	292	N-10128031.4	114	N-KNV-16110	327
N-277300.4	293	N-10128031-AS	114	N-KNV-20130	327
N-277400.4	293	N-10128032	114	N-KO-108.0	320
N-277500.4	293	N-10128032.4	114	N-KO-110.0	320
N-313000.0	158	N-10128032-AS	114	N-KO-112.0	320
N-313000.9	158	N-10163172	111	N-KO-114.0	320
N-313300.0	158	N-10163172.4	111	N-KO-116.0	320
N-313300.9	158	N-10163172-AS	111	N-KO-120.0	320
N-410020.4	279	N-10163272	111	N-KO-122.0	320
N-410020.9	279	N-10163272.4	111	N-KO-124.0	320
N-410030.4	278	N-10163272-AS	111	N-KOV-12080	324
N-410030.9	278	N-10173178	110	N-KOV-16070	324
N-410045.4	278	N-10173178.4	110	N-KOV-16110	324
N-410045.9	278	N-10173178-AS	110	N-KOV-20130	324
N-410075.4	279	N-10173278	110	N-R2-M10.1	322
N-410075.9	279	N-10173278.4	110	N-R2-M12.1	322
N-410080.4	280	N-10173278-AS	110	N-R2-M16.1	322
N-410080.9	280	N-10178031	116	N-R2-M20.1	322
N-410100.4	280	N-10178031.4	116		
N-410100.9	280	N-10178031-AS	116		
N-410550.1	287	N-10178032	116		
N-410555.1	287	N-10178032.4	116		
N-410560.1	287	N-10178032-AS	116		
N-510230.4	191	N-10503072	112		
N-510230.9	191	N-10503072.4	112		
N-517106.0	189	N-A1-08050	318		
N-517106.4	189	N-A1-08080	318		
N-517106.9	189	N-A1-10060	318		
N-517500.0	190	N-A1-10080	318		

<b>O</b>	
OTS-9005.0	251</

R2-M16.3	321
R2-M20.1	321
R2-M20.3	321

**S**

S-10TPL01	118
S-10TPL02	118
SO-001.1	285
SO-002.1	285
STS1400-1.4	201
STS1400-1.5	201
STS1430-1.4	201
STS1430-1.5	201

**T**

TM-0836.1	331
TM-0836.2	331
TM-1036.1	331
TM-1036.2	331
TM-1240.1	331
TM-1240.2	331







**S & B Beschläge GmbH**  
Gießerei und Metallverarbeitung

---

## CONTACT

Illingheimer Str. 10  
59846 Sundern  
Germany

Phone +49 23 93 22 00-0  
[info@sub-beschlaege.de](mailto:info@sub-beschlaege.de)

[www.sub-beschlaege.de](http://www.sub-beschlaege.de)

